

2024

Synod Data Toolkit

West Virginia-Western
Maryland Synod (8H)

Office of the Secretary
December 2025



Evangelical
Lutheran Church
in America

This page intentionally left blank.

Table of Contents

03

Synod Summary

05

Synod Trend Tables & Charts

18

Baptized Members, Average Attendance, and Active Participants

22

Baptisms by Congregation

26

Congregation Reports

Summary of Membership, Participation, and Attendance

8H - West Virginia-Western Maryland

Baptized membership has declined 25% over the past eight years, changing from 10,378 in 2017 to 7,798 in 2024. Over this same time period, the overall ELCA baptized membership decreased 23%.

Since 2017, **active participation** has shrunk 19%, moving from 4,648 to 3,770 with a rise of 128 in the most recent year. When looking at participation changes between 2020 and 2024 there was a 12% decrease. Since 2017, active participation in the ELCA overall has decreased by 38% (approximately 5% per year). Since 2020, active participation has decreased at a slightly slower rate of 16% (approximately 4% per year).

In-person worship attendance has declined 48% from 2,460 in 2017 to 1,269 in 2024. Some of this decline is made up by attenders worshiping online (509 in 2024). It is important to note that beginning in 2020, congregations were asked specifically about their in-person and online worship attendance separately. In-person worship attendance has increased 21% since 2020 from 1,051 to 1,269 in 2024. Since 2020, the overall ELCA in-person worship attendance increased 30% from 404,611 to 525,792 in 2024.

Summary of Finances

8H - West Virginia-Western Maryland

Regular giving has decreased by 1% since 2017, moving from \$4,316,484 in 2017 to \$4,279,315 in 2024. Over this period, inflation was 28%. Since 2020, regular giving has decreased by 4% in the synod and decreased by 2.5% in the ELCA overall; inflation was 21% during this time period.

Mission support has decreased 3% since 2017, from \$422,383 to \$410,734 in 2024. The ELCA overall experienced a 12% decline over the same period. Since 2020, mission support has increased by 1% in the synod and decreased by 7% in the ELCA overall.

Operating expenses have increased by 4%, standing at \$5,107,607 in 2024 compared to \$4,895,561 in 2017. They have increased by 4% for the ELCA overall during this time. Since 2020, operating expenses have increased by 4% in the synod and increased 8% in the ELCA overall.

Synod Trend Tables and Charts

- Synod Trend Tables
- Synod Trend Charts
- Congregations by Size
- Growth & Decline Tables

Annual Congregation Report

Trends for 8H - West Virginia-Western Maryland

	2017	2018	2019	2020	2021	2022	2023	2024
Number of Organized Congregations	60	59	59	59	59	58	58	58
Baptized Membership	10,378	9,996	10,119	9,501	9,445	8,589	8,189	7,798
Members Received By:								
Baptism: Children	78	81	79	47	48	42	40	54
Baptism: Adults	12	13	16	10	5	8	14	16
Affirmation of Faith	86	83	86	33	47	50	47	86
Transfer	72	95	58	51	57	81	61	63
Other and Statistical Adjustment	1	16	13	3	9	11	7	5
Members Removed By:								
Death	139	119	122	134	114	117	121	94
Transfer	61	28	86	31	38	35	50	42
Other and Statistical Adjustment	571	626	135	579	57	351	337	485
Baptized Members Confirmed	40	40	33	18	23	27	32	19
Confirmed Members	8,129	8,016	8,057	7,287	7,642	6,963	6,737	6,230
Active Participants	4,648	4,481	4,788	4,299	4,037	3,727	3,642	3,770
Average Attendance	2,460	2,390	2,392	Not collected	Not collected	Not collected	Not collected	Not collected
Average Attendance - On-site				1,051	942	1,108	1,233	1,269
Average Attendance - Online				1,652	949	664	474	509
Racial/Ethnic Composition of Active Participants								
African American/Black	20	21	20	29	22	22	22	27
African National/African Caribbean	2	3	2	1	1	1	1	1
American Indian/Alaska Native	2	2	1	1	1	1	1	1
Arab/Middle Eastern	0	0	0	0	1	0	1	0
Asian/Pacific Islander	9	10	16	15	6	6	9	10
Multi-Racial/Multi-Ethnic	24	27	33	43	26	26	24	24
Other	4	4	Omitted	Omitted	Omitted	Omitted	Omitted	Omitted
Hispanic/Latino	7	13	8	6	5	6	15	17
White	3,834	4,328	4,611	4,189	3,960	3,650	3,554	3,639

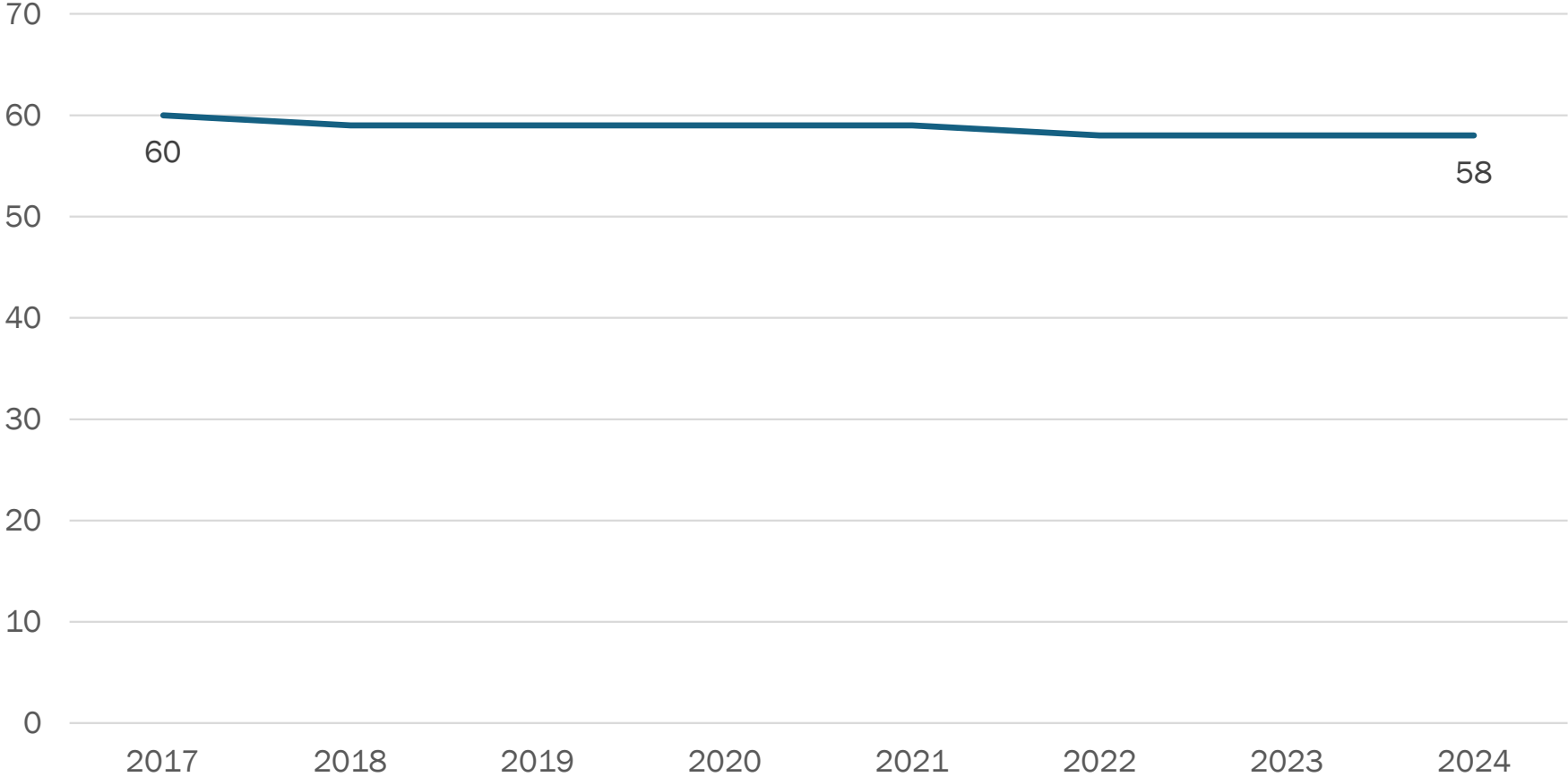
Annual Congregation Report

Trends for 8H - West Virginia-Western Maryland

	2017	2018	2019	2020	2021	2022	2023	2024
Regular Giving by Members	\$4,316,484	\$4,445,949	\$4,828,496	\$4,448,424	\$4,629,250	\$4,485,201	\$4,582,610	\$4,279,315
Designated Giving by Members	\$484,982	\$459,438	\$420,474	\$817,564	\$612,330	\$503,160	\$328,394	\$382,136
Earned Income (any source)	\$1,379,775	\$677,964	\$588,991	\$480,964	\$670,093	\$445,420	\$974,244	\$1,180,842
Grants & Partnership Support	\$50,376	\$36,280	\$151,836	\$162,454	\$147,582	\$145,710	\$142,006	\$158,050
Other Receipts	\$457,620	\$593,633	\$309,582	\$482,490	\$267,294	\$427,694	\$440,301	\$1,046,898
Total Receipts	\$6,689,237	\$6,213,264	\$6,299,379	\$6,391,896	\$6,326,549	\$6,007,185	\$6,467,555	\$7,047,241
Total Indebtedness	\$187,765	\$129,384	\$83,097	\$31,158	\$12,757	\$14,926	\$75,482	\$184,766
Intended Mission Support	\$406,169	\$416,384	\$412,387	\$370,242	\$394,306	\$391,888	\$320,184	\$391,889
Current Operating Expenses	\$4,895,561	\$4,955,117	\$5,209,218	\$4,918,194	\$4,864,349	\$4,811,087	\$5,036,181	\$5,107,607
Capital Improvements	\$578,990	\$616,577	\$935,187	\$869,997	\$533,613	\$528,926	\$593,409	\$673,392
Payments on Debt	\$68,891	\$63,330	\$70,509	\$64,936	\$21,954	\$10,930	\$9,392	\$11,891
Mission Support	\$422,383	\$407,894	\$432,519	\$407,812	\$400,171	\$410,290	\$373,833	\$410,734
as % of Total Disbursements	6.57	6.46	6.24	6.25	6.47	6.68	5.96	6.28
as % of Regular Giving	9.79	9.17	8.96	9.17	8.64	9.15	8.16	9.60
Other Benevolence sent directly:								
To the synod	\$201,173	\$53,835	\$57,509	\$32,901	\$93,896	\$84,807	\$58,369	\$81,453
To the churchwide organization	\$15,973	\$7,010	\$7,928	\$14,049	\$8,850	\$23,941	\$8,865	\$6,131
For activity in another country	\$14,654	\$5,001	\$9,269	\$5,252	\$4,598	\$12,939	\$4,300	\$8,898
To camps	\$32,059	\$11,258	\$10,549	\$11,296	\$8,445	\$12,594	\$8,585	\$20,234
To colleges	\$90	\$0	\$0	\$100	\$0	\$210	\$500	\$0
To seminaries	\$3,050	\$1,000	\$520	\$2,200	\$2,128	\$3,128	\$0	\$80
To social service organizations	\$43,500	\$46,345	\$63,811	\$86,754	\$89,557	\$51,440	\$30,277	\$54,457
To campus ministry	\$7,772	\$7,205	\$5,144	\$12,135	\$14,187	\$13,385	\$21,643	\$19,498
All other benevolence	\$110,687	\$102,934	\$108,407	\$87,786	\$130,874	\$94,057	\$106,190	\$97,631
Non-mission support benevolence	\$428,958	\$234,588	\$263,137	\$252,473	\$352,535	\$296,501	\$238,729	\$288,391
Other expenses	\$33,848	\$33,939	\$16,833	\$9,148	\$12,771	\$84,899	\$20,706	\$48,023
Sum of Disbursements	\$6,428,631	\$6,311,445	\$6,927,403	\$6,522,560	\$6,185,393	\$6,142,633	\$6,272,250	\$6,540,038

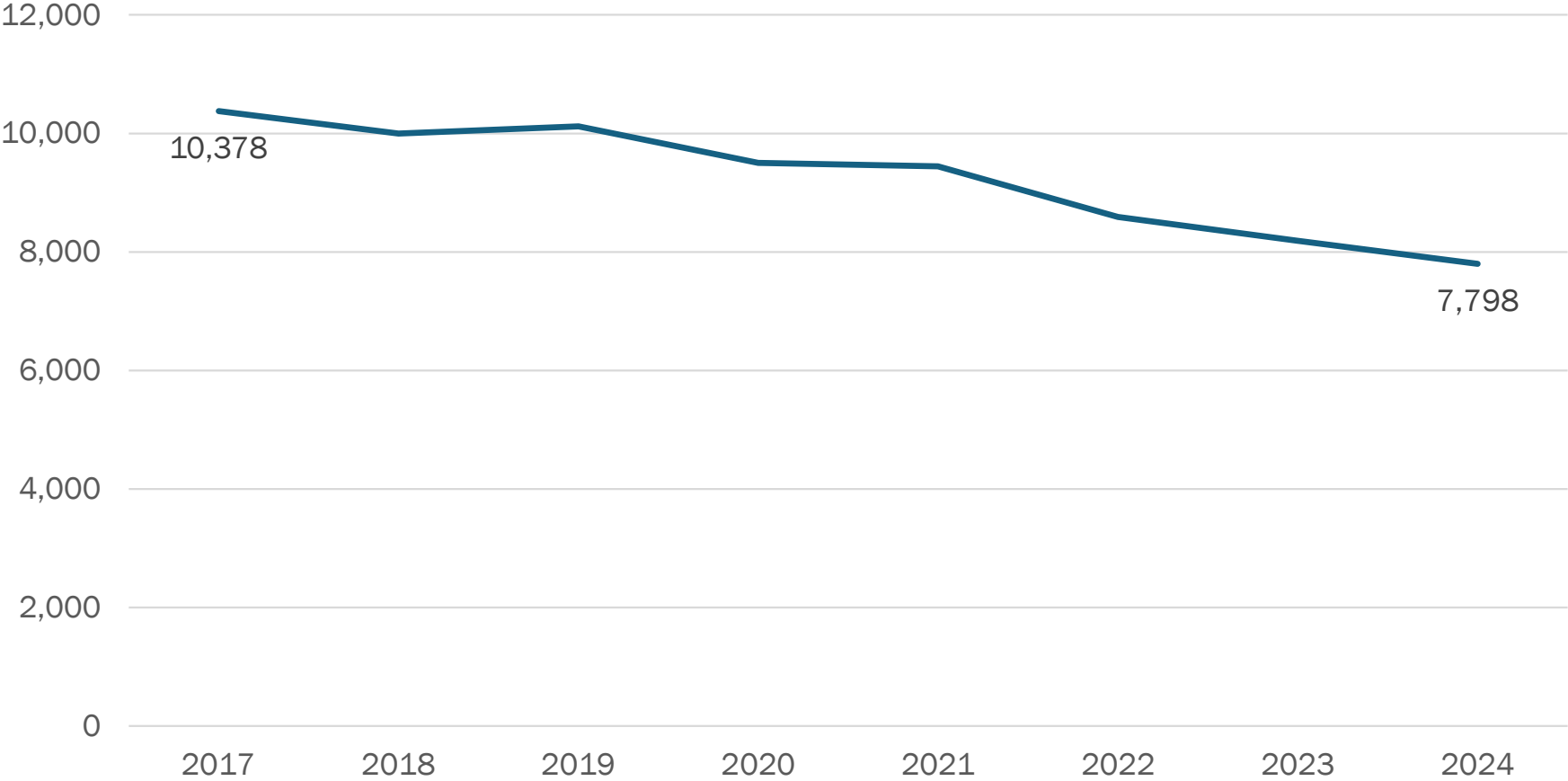
Number of Organized Congregations (2017-2024)

8H - West Virginia-Western Maryland



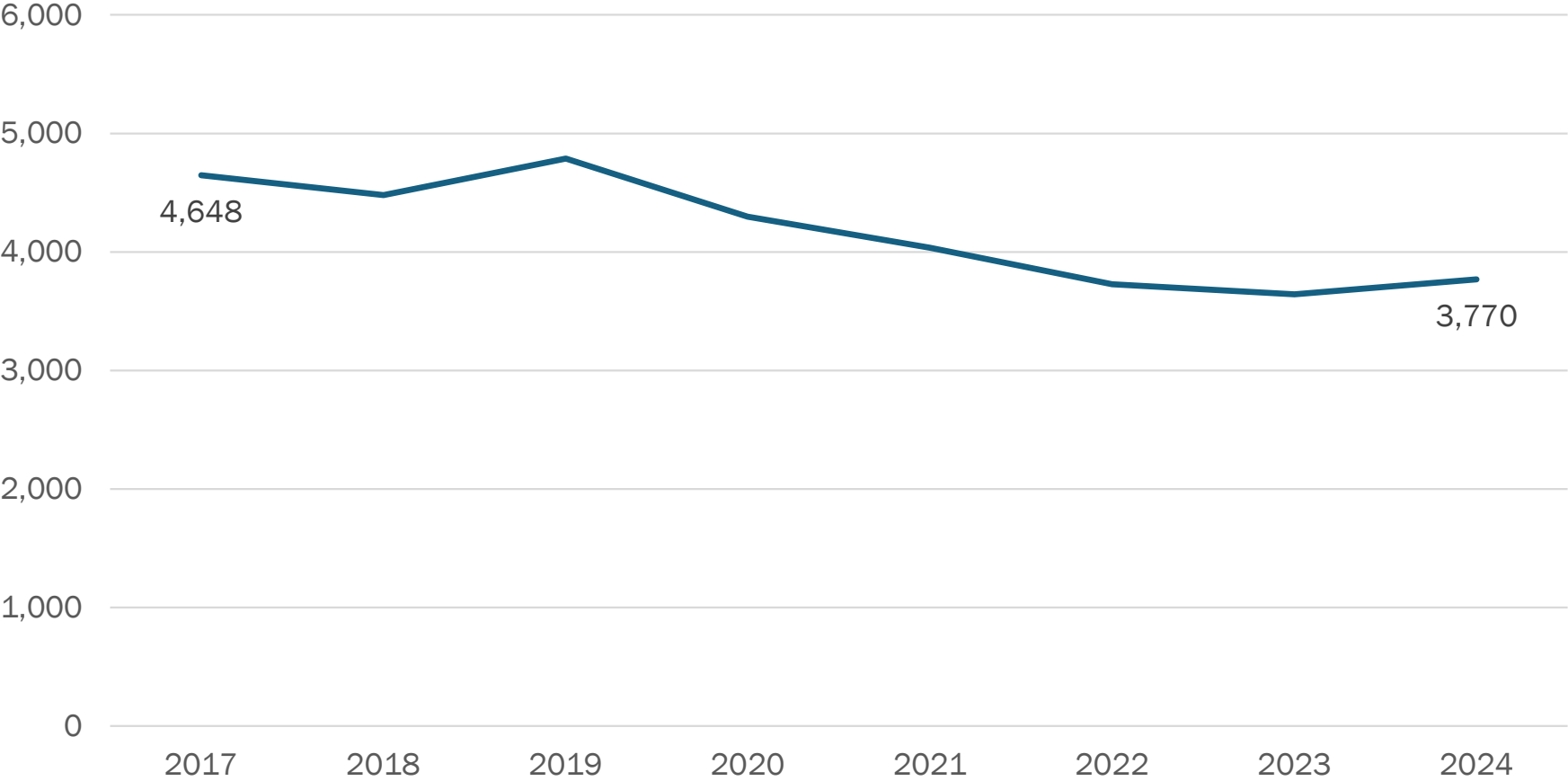
Baptized Membership (2017-2024)

8H - West Virginia-Western Maryland



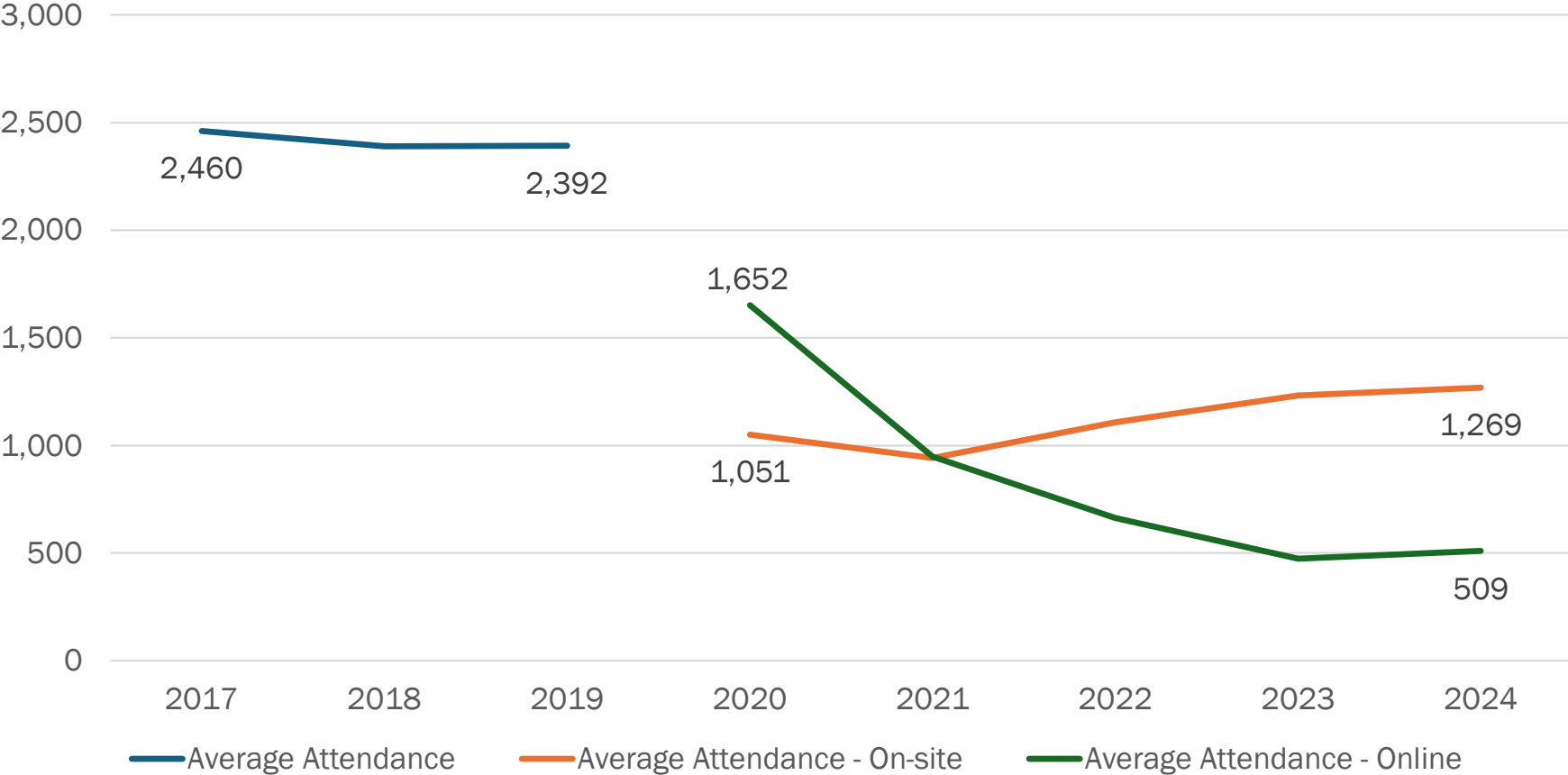
Active Participants (2017-2024)

8H - West Virginia-Western Maryland



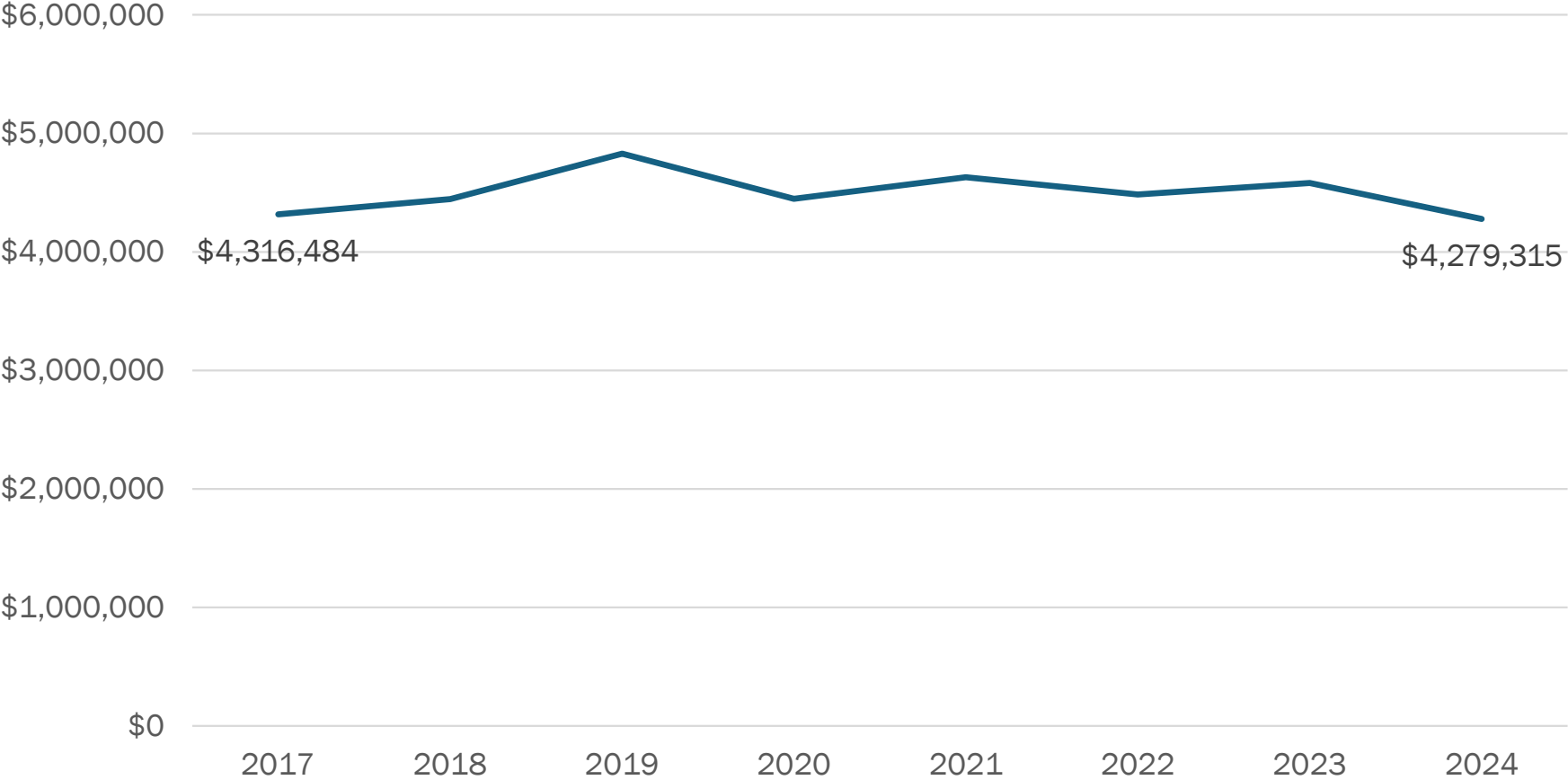
Worship Attendance (2017-2024)

8H - West Virginia-Western Maryland



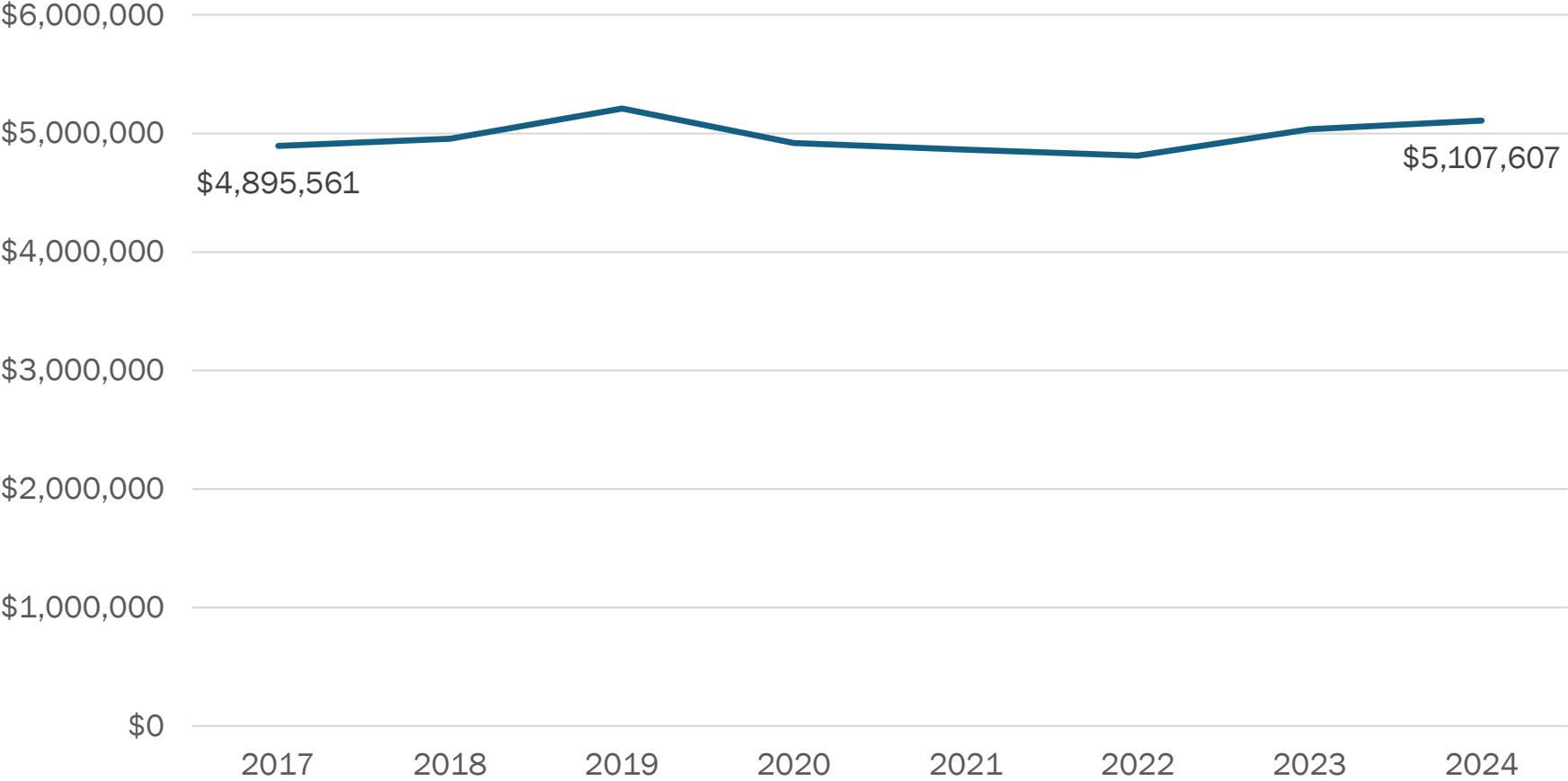
Regular Giving by Members (2017-2024)

8H - West Virginia-Western Maryland



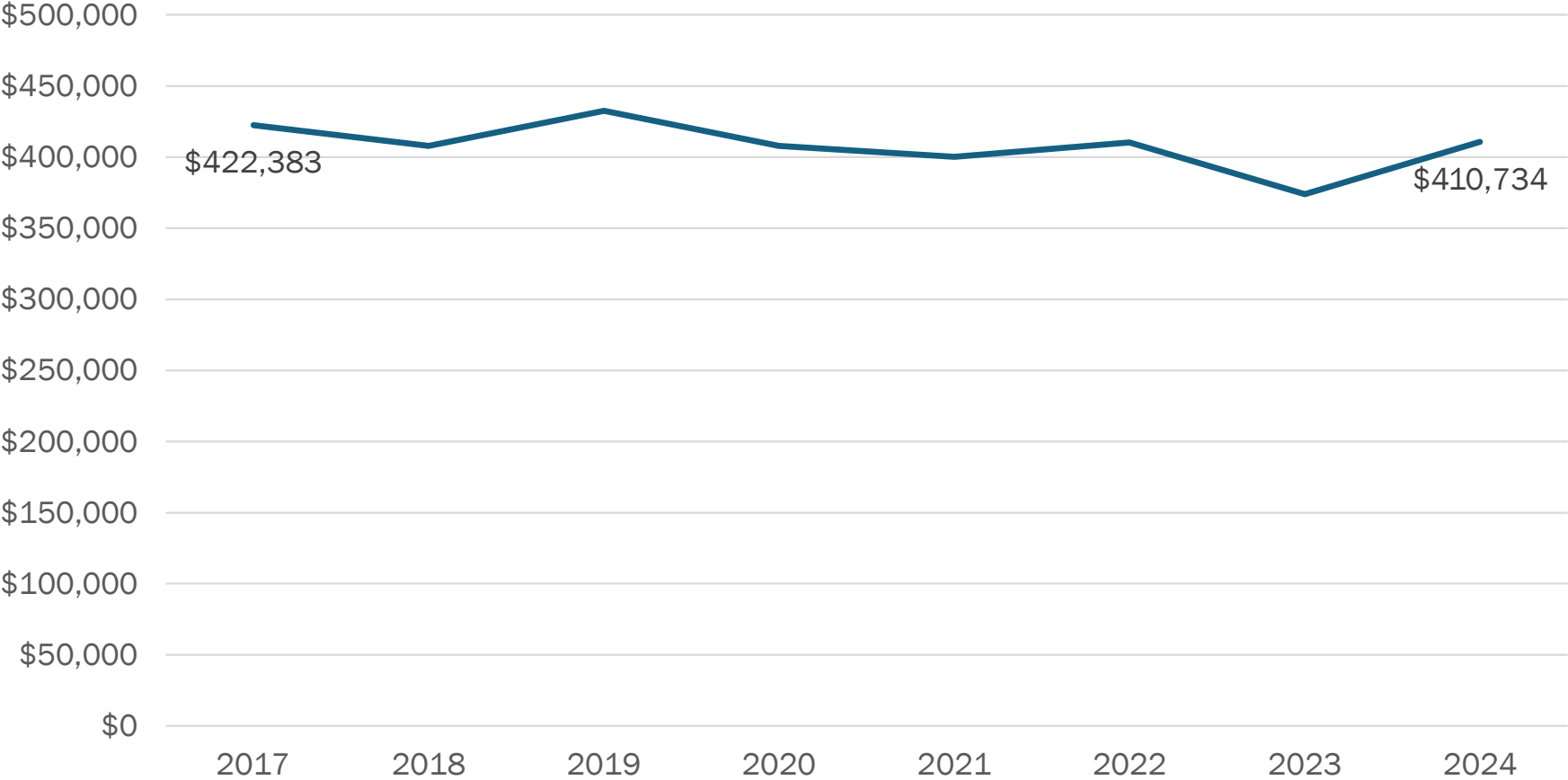
Current Operating Expenses (2017-2024)

8H - West Virginia-Western Maryland



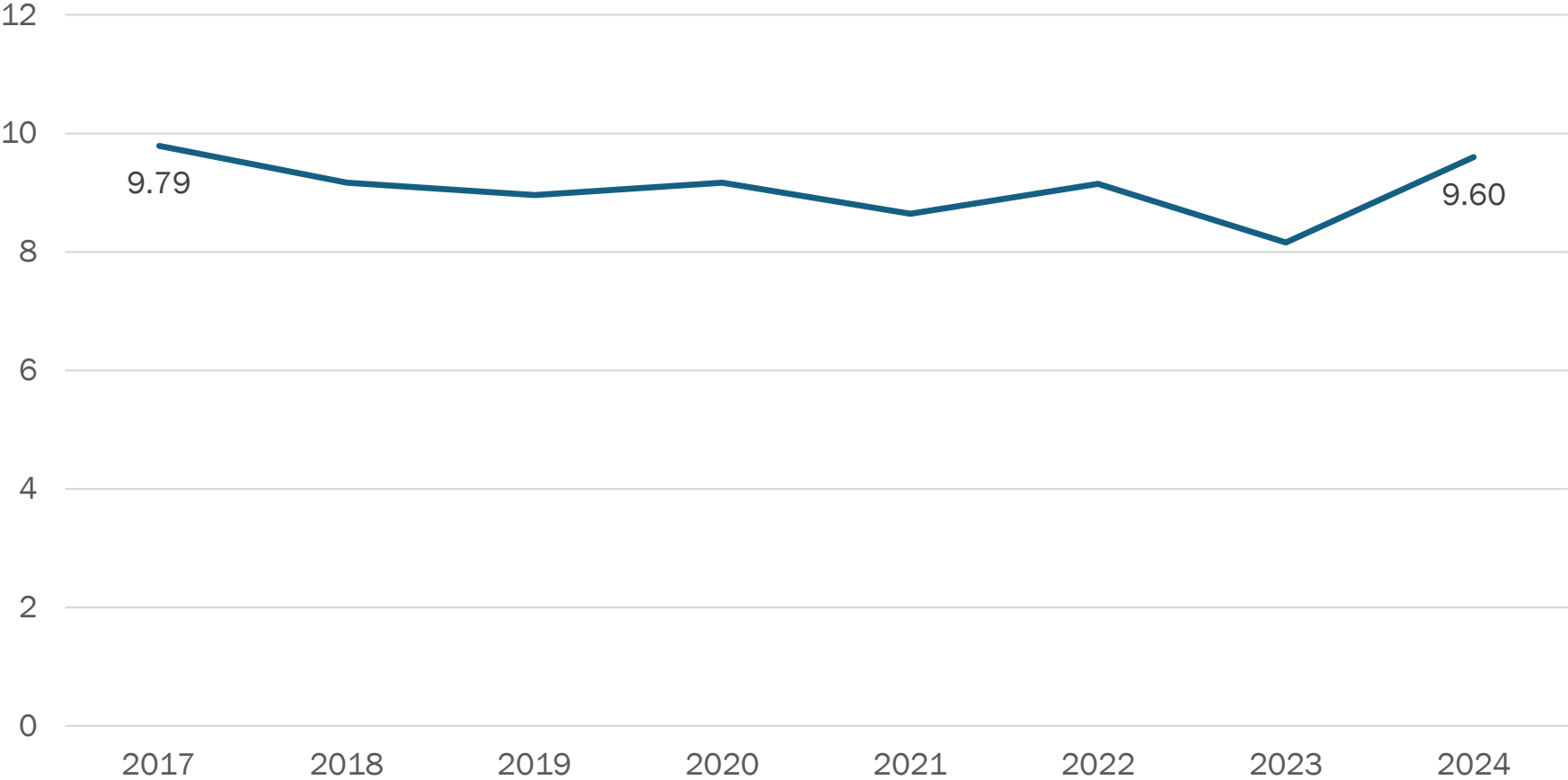
Mission Support (2017-2024)

8H - West Virginia-Western Maryland

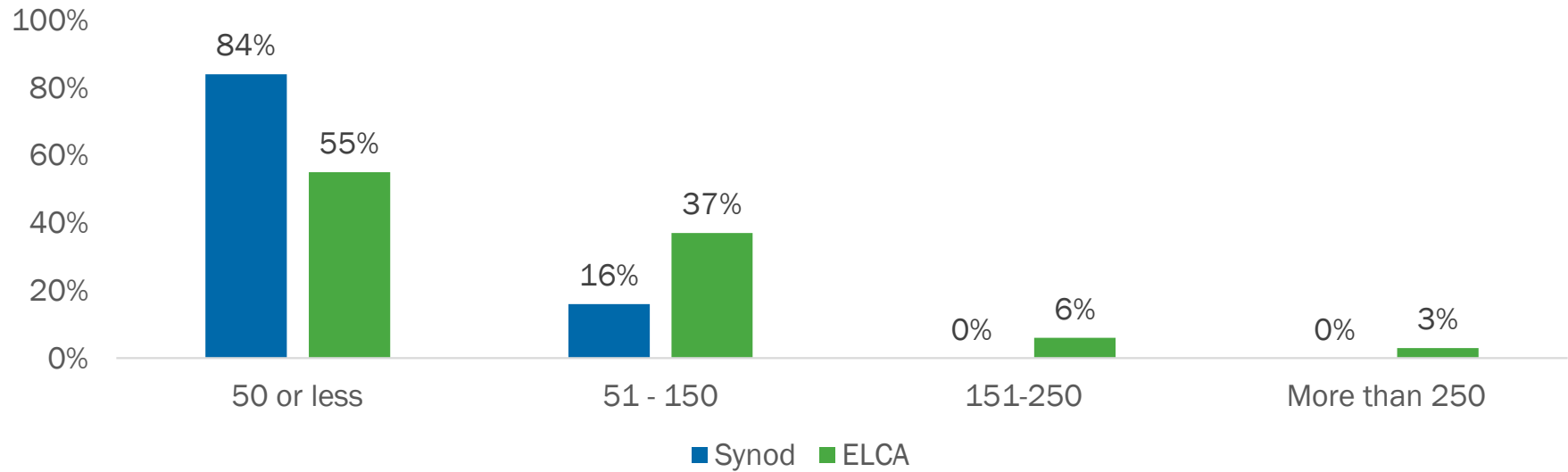


Mission Support as % of Regular Giving (2017-2024)

8H - West Virginia-Western Maryland



Congregations by Size (Average On-Site Worship Attendance) 8H - West Virginia-Western Maryland



Average On-Site Worship Attendance	Number of congregations (Synod)*	% of congregations (Synod)	Number of congregations (ELCA)*	% of congregations (ELCA)
50 or less	38	84%	4134	55%
51-150	7	16%	2787	37%
151-250	0	0%	430	6%
More than 250	0	0%	220	3%

*Submitted at least one Annual Congregation Report between 2020 and 2024.

Growth and Decline (2019-24)

8H - West Virginia-Western Maryland

Change in Baptized Membership	# of congregations* (Synod)	% of congregations (Synod)	# of congregations* (ELCA)	% of congregations (ELCA)
Decline greater than 25%	10	36%	1,450	28%
Decline between 5% - 25%	9	32%	1,504	29%
Stable (decline <5% - incline <5%)	6	21%	1,492	29%
Increase between 5% - 25%	3	11%	545	11%
Increase greater than 25%	0	0%	109	2%

Change in Active Participants	# of congregations* (Synod)	% of congregations (Synod)	# of congregations* (ELCA)	% of congregations (ELCA)
Decline greater than 25%	11	39%	2,298	45%
Decline between 5% - 25%	12	43%	1,133	22%
Stable (decline <5% - incline <5%)	1	4%	491	10%
Increase between 5% - 25%	2	7%	510	10%
Increase greater than 25%	2	7%	668	13%

Change in On-Site Worship Attendance	# of congregations* (Synod)	% of congregations (Synod)	# of congregations* (ELCA)	% of congregations (ELCA)
Decline greater than 25%	16	57%	2,740	54%
Decline between 5% - 25%	9	32%	1,590	31%
Stable (decline <5% - incline <5%)	1	4%	329	6%
Increase between 5% - 25%	1	4%	281	6%
Increase greater than 25%	1	4%	160	3%

**Only congregations that filed an Annual Congregation Report in 2019 and 2024 are included.*

Baptized Members,
Average Attendance,
and Active
Participants

Baptized Members, Average Attendance (online and on-site), and Active Participants

8H - West Virginia-Western Maryland

CongID	Congregation Name	City	State	ZIP	Data Year	Baptized Members	Average Online Attendance	Average On-site Attendance	Active Participants
10552	St Mark Lutheran Church	Wheeling	WV	26003-5162	2024	819	0	75	337
06604	Trinity Evangelical Lutheran Church	Charleston	WV	25311-2115	2009	402	0	0	275
06609	First Lutheran Church	Parkersburg	WV	26101-3503	2012	694	0	0	267
06640	St Paul Lutheran Church	Morgantown	WV	26505-3207	2024	223	8	57	225
06632	St Mark Lutheran Church	Clarksburg	WV	26301-5601	2024	228	25	60	170
06635	Grace Lutheran Church	Fairmont	WV	26554-2741	2021	187	35	60	170
06038	St Peter's Lutheran Church	Shepherdstown	WV	25443-2008	2024	133	24	54	155
06035	St John Lutheran Church	Martinsburg	WV	25401-3309	2024	170	12	29	135
06606	St Paul Lutheran Church	Huntington	WV	25701-3223	2024	224	122	57	129
06627	St Mark Lutheran Church	Oakland	MD	21550-1518	2024	273	15	73	123
10422	St John Lutheran Church	Franklin	WV	26807-0893	2023	93	0	36	114
10366	Faith Lutheran Church	Franklin	WV	26807-0893	2021	141	35	22	108
10492	Zion Lutheran Church	Baker	WV	26801-0225	2009	249	0	0	99
31157	Grace Evangelical Lutheran Church	Wheeling	WV	26003-4932	2024	210	0	47	94
06607	St Paul Lutheran Church	New Haven	WV	25265-7741	2022	109	45	24	76
06030	St John Lutheran Church	Harpers Ferry	WV	25425-0668	2017	105	0	0	75
06037	St James Lutheran Church	Shepherdstown	WV	25443-2008	2024	65	2	26	72
06623	Emmanuel Lutheran Church	Bittinger	MD	21522-1101	2024	156	0	33	70
06026	St Thomas Lutheran Church	Charles Town	WV	25414-1356	2024	82	3	40	56
06639	St Johannes Lutheran Church	New Milton	WV	26411-6152	2024	68	0	21	52
13210	Christ the King Lutheran Church	Huntington	WV	25705-2106	2024	82	4	35	51
06612	Christ Evangelical Lutheran Church	Wheeling	WV	26003-4587	2022	277	20	35	50
06626	St John Lutheran Church	Oakland	MD	21550-2330	2024	301	5	26	48

Baptized Members, Average Attendance (online and on-site), and Active Participants

8H - West Virginia-Western Maryland

CongID	Congregation Name	City	State	ZIP	Data Year	Baptized Members	Average Online Attendance	Average On-site Attendance	Active Participants
06023	Trinity Lutheran Church	Martinsburg	WV	25403-6119	2024	66	3	30	45
06638	Trinity Lutheran Church	Keyser	WV	26726-3223	2023	78	10	35	44
06619	Messiah Lutheran Church	Moundsville	WV	26041-1953	2023	42	50	18	42
06600	St Luke Lutheran Church	Beckley	WV	25801-2722	2024	37	4	27	40
10463	Grace Evangelical Lutheran Church	Petersburg	WV	26847-0385	2024	36	0	22	40
16003	Calvary Lutheran Church	Franklin	WV	26807-0893	2023	43	1	15	40
06110	Fairview Lutheran Church	Wardensville	WV	26851-0087	2013	40	0	0	37
06104	Ebenezer Lutheran Church	Baker	WV	26801-8121	2013	57	0	0	34
06618	Christ Lutheran Church	Vienna	WV	26105-1833	2024	106	20	26	31
06629	Mount Calvary Lutheran Church	Westernport	MD	21562-0268	2019	203	0	0	31
06615	Trinity Lutheran Church	Wheeling	WV	26003-1922	2024	34	0	25	30
06631	St Paul Lutheran Church	Aurora	WV	26705-8643	2024	127	2	21	30
06633	St John Lutheran Church	Davis	WV	26260-0021	2024	53	6	27	30
06628	St John's Of Meadow Mountain Lutheran Church				2023	41	0	17	29
30546	Cross of Grace Lutheran Church	Hurricane	WV	25526-3025	2021	35	20	15	28
10546	Trinity Lutheran Church	Weirton	WV	26062-4523	2011	178	0	0	25
06637	Church of the Covenant Lutheran Church	Grafton	WV	26354-0026	2024	54	4	33	22
06625	Zion Lutheran Church	Grantsville	MD	21536-3031	2023	65	0	15	21
06608	Good Shepherd Lutheran Church	New Martinsville	WV	26155-0216	2024	44	0	12	20
30659	Shepherd Of The Hills Lutheran Church	Mc Henry	MD	21541-0374	2024	28	28	10	20
10533	Mount Hope Lutheran Church	Franklin	WV	26807-0893	2023	47	0	16	20
06634	Holy Trinity Lutheran Church	Elkins	WV	26241-4018	2024	55	0	12	18

Baptized Members, Average Attendance (online and on-site), and Active Participants

8H - West Virginia-Western Maryland

CongID	Congregation Name	City	State	ZIP	Data Year	Baptized Members	Average Online Attendance	Average On-site Attendance	Active Participants
10419	New Hope Lutheran Church	Franklin	WV	26807-0576	2023	53	0	17	17
02573	Holy Trinity Memorial Evangelical Lutheran Church				2019	275	0	0	17
06105	Hebron Lutheran Church	Wardensville	WV	26851-0087	2013	22	0	0	17
06614	First English Lutheran Church	Wheeling	WV	26003-1922	2024	57	0	15	15
06601	Our Saviour Lutheran Church	Ravenswood	WV	26164-0594	2016	21	0	0	15
06621	St John's Lutheran Church	Accident	MD	21520-0256	2024	58	6	4	12
10551	St James Lutheran Church	Wheeling	WV	26003-3521	2022	345	0	14	12
06106	St Peter Lutheran Church	Wardensville	WV	26851-0087	2023	28	0	10	10
06610	St Peter Lutheran Church	Point Pleasant	WV	25550-1417	2024	15	0	9	9
06622	St Paul's Lutheran Church	Accident	MD	21520-0256	2024	98	0	6	6
10462	Mount Olive Lutheran Church	Moorefield	WV	26836-0039	2010	8	0	0	6
06624	Grace Lutheran Church	Accident	MD	21520-0256	2024	43	0	8	4
06602	St Mark Lutheran Church	Letart	WV	25253-9188	2012	15	0	0	2

Baptisms by Congregation

Baptisms

8H - West Virginia-Western Maryland

CongID	Congregation Name	City	State	ZIP	Data Year	Baptisms
06604	Trinity Evangelical Lutheran Church	Charleston	WV	25311-2115	2009	8
06626	St John Lutheran Church	Oakland	MD	21550-2330	2024	7
06038	St Peter's Lutheran Church	Shepherdstown	WV	25443-2008	2024	5
06622	St Paul's Lutheran Church	Accident	MD	21520-0256	2024	5
06640	St Paul Lutheran Church	Morgantown	WV	26505-3207	2024	5
06623	Emmanuel Lutheran Church	Bittinger	MD	21522-1101	2024	4
06026	St Thomas Lutheran Church	Charles Town	WV	25414-1356	2024	3
06615	Trinity Lutheran Church	Wheeling	WV	26003-1922	2024	3
06601	Our Saviour Lutheran Church	Ravenswood	WV	26164-0594	2016	3
06609	First Lutheran Church	Parkersburg	WV	26101-3503	2012	3
10492	Zion Lutheran Church	Baker	WV	26801-0225	2009	3
06632	St Mark Lutheran Church	Clarksburg	WV	26301-5601	2024	2
06639	St Johannes Lutheran Church	New Milton	WV	26411-6152	2024	2
06612	Christ Evangelical Lutheran Church	Wheeling	WV	26003-4587	2022	2
06635	Grace Lutheran Church	Fairmont	WV	26554-2741	2021	2
06030	St John Lutheran Church	Harpers Ferry	WV	25425-0668	2017	2
06023	Trinity Lutheran Church	Martinsburg	WV	25403-6119	2024	1
06037	St James Lutheran Church	Shepherdstown	WV	25443-2008	2024	1
06600	St Luke Lutheran Church	Beckley	WV	25801-2722	2024	1
06606	St Paul Lutheran Church	Huntington	WV	25701-3223	2024	1
06618	Christ Lutheran Church	Vienna	WV	26105-1833	2024	1
06627	St Mark Lutheran Church	Oakland	MD	21550-1518	2024	1
13210	Christ the King Lutheran Church	Huntington	WV	25705-2106	2024	1

Baptisms

8H - West Virginia-Western Maryland

CongID	Congregation Name	City	State	ZIP	Data Year	Baptisms
31157	Grace Evangelical Lutheran Church	Wheeling	WV	26003-4932	2024	1
06625	Zion Lutheran Church	Grantsville	MD	21536-3031	2023	1
06638	Trinity Lutheran Church	Keyser	WV	26726-3223	2023	1
16003	Calvary Lutheran Church	Franklin	WV	26807-0893	2023	1
06035	St John Lutheran Church	Martinsburg	WV	25401-3309	2024	0
06608	Good Shepherd Lutheran Church	New Martinsville	WV	26155-0216	2024	0
06610	St Peter Lutheran Church	Point Pleasant	WV	25550-1417	2024	0
06614	First English Lutheran Church	Wheeling	WV	26003-1922	2024	0
06621	St John's Lutheran Church	Accident	MD	21520-0256	2024	0
06624	Grace Lutheran Church	Accident	MD	21520-0256	2024	0
06631	St Paul Lutheran Church	Aurora	WV	26705-8643	2024	0
06633	St John Lutheran Church	Davis	WV	26260-0021	2024	0
06634	Holy Trinity Lutheran Church	Elkins	WV	26241-4018	2024	0
06637	Church of the Covenant Lutheran Church	Grafton	WV	26354-0026	2024	0
10463	Grace Evangelical Lutheran Church	Petersburg	WV	26847-0385	2024	0
10552	St Mark Lutheran Church	Wheeling	WV	26003-5162	2024	0
30659	Shepherd Of The Hills Lutheran Church	Mc Henry	MD	21541-0374	2024	0
06106	St Peter Lutheran Church	Wardensville	WV	26851-0087	2023	0
06619	Messiah Lutheran Church	Moundsville	WV	26041-1953	2023	0
06628	St John's Of Meadow Mountain Lutheran Church				2023	0
10419	New Hope Lutheran Church	Franklin	WV	26807-0576	2023	0
10422	St John Lutheran Church	Franklin	WV	26807-0893	2023	0
10533	Mount Hope Lutheran Church	Franklin	WV	26807-0893	2023	0

Baptisms

8H - West Virginia-Western Maryland

CongID	Congregation Name	City	State	ZIP	Data Year	Baptisms
06607	St Paul Lutheran Church	New Haven	WV	25265-7741	2022	0
10551	St James Lutheran Church	Wheeling	WV	26003-3521	2022	0
10366	Faith Lutheran Church	Franklin	WV	26807-0893	2021	0
30546	Cross of Grace Lutheran Church	Hurricane	WV	25526-3025	2021	0
02573	Holy Trinity Memorial Evangelical Lutheran Church				2019	0
06629	Mount Calvary Lutheran Church	Westernport	MD	21562-0268	2019	0
06104	Ebenezer Lutheran Church	Baker	WV	26801-8121	2013	0
06105	Hebron Lutheran Church	Wardensville	WV	26851-0087	2013	0
06110	Fairview Lutheran Church	Wardensville	WV	26851-0087	2013	0
06602	St Mark Lutheran Church	Letart	WV	25253-9188	2012	0
10546	Trinity Lutheran Church	Weirton	WV	26062-4523	2011	0
10462	Mount Olive Lutheran Church	Moorefield	WV	26836-0039	2010	0

Congregation Reports

**Evangelical Lutheran Church in America
Name and Address Summary Report as of December 31, 2024**

8H West Virginia-Western Maryland Synod, ELCA

Cong ID	Congregation Name	Lang Codes	Location Address	City, State	Ministers	Year Orgn	Bapt Mbrs	Conf Mbrs	Avg Atnd On-site	Avg Atnd Online
Conference: 01 Monongahela Valley-Mountain										
06621	St John's	EN	1039 Cove Rd	Accident, MD	Peter M. Suwak	1842	58	58	4	6
06622	St Paul's	EN	102 S Main St	Accident, MD	Peter M. Suwak	1842	98	47	6	0
06631	St Paul	EN	46 German Settlement Way	Aurora, WV		1787	127	127	21	2
06623	Emmanuel	EN	22 Maynardier Ridge Rd	Bittinger, MD	Nancy W. Knol	1842	156	108	33	0
06632	St Mark	EN	1766 Milford St	Clarksburg, WV	Linda M. Muhly David H. Rockwood	1905	228	183	60	25
06633	St John	EN	315 Blackwater Ave	Davis, WV	Ruth D. Bullwinkle	1893	53	46	27	6
06634	Holy Trinity	EN	302 1st St	Elkins, WV		1904	55	52	12	0
06635 *	Grace	EN	300 Gaston Ave	Fairmont, WV	Matthew C. Holbert	1904	187	175	60	35
06624	Grace	EN	Maple St and 2nd Ave	Friendsville, MD	Peter M. Suwak	1898	43	10	8	0
06637	Church of the Covenant	EN	16 E Washington St	Grafton, WV		1870	54	54	33	4
06625 *	Zion	EN	Route 495 2 Mi S of Grantsville	Jennings, MD		1909	65	36	15	0
30659	Shepherd Of The Hills	EN	1140 Mosser Rd	McHenry, MD	Richard T. Egtvedt	2013	28	28	10	28
06640	St Paul	EN	309 Baldwin St	Morgantown, WV	Anthony D. Setley	1897	223	190	57	8
06639	St Johannes	EN	2746 Little Buck Run	New Milton, WV	Erik L. Nielsen	1852	68	61	21	0
06627	St Mark	EN	6 S 2nd St	Oakland, MD	Carrie A. Hoff	1850	273	12	73	15
06626	St John	EN	Routes 50 and 219	Red House, MD		1790	301	197	26	5
06628 *	St John's Of Meadow Mountain	EN	5214 Bittinger Rd.	Swanton, MD		1878	41	29	17	0
Conference Totals:							2,058	1,413	483	134
Conference: 02 Ohio-Kanawha Valley										
06600	St Luke	EN	700 Maxwell Hill Rd	Beckley, WV		1960	37	29	27	4
06604 *	Trinity Evangelical	EN	1600 Kanawha Blvd E	Charleston, WV	Randolf E. Richardson	1924	402	402	--	--
13210	Christ the King	EN	5700 US Route 60	Huntington, WV	Warren L. Lahammer	1966	82	81	35	4
06606	St Paul	EN	721 12th Ave	Huntington, WV	Kevin L. Mackey	1907	224	209	57	122
30546 *	Cross of Grace	EN	30 Grace Dr	Hurricane, WV		2001	35	35	15	20
06602 *	St Mark	EN	5 Mi SW	Letart, WV		1860	15	15	--	--
06607 *	St Paul	EN	412 5th St	New Haven, WV	Anna P. Weirick	1874	109	109	24	45
06609 *	First	EN	1701 19th St	Parkersburg, WV	Ian B. Reid	1893	694	690	--	--
06610	St Peter	EN	28th & Parrish	Point Pleasant, WV		1955	15	15	9	0
06601 *	Our Saviour	EN	Walnut & Henry Sts	Ravenswood, WV		1962	21	21	--	--
06618	Christ	EN	4513 Grand Central Ave	Vienna, WV	Thomas E. Darr	1964	106	101	26	20
Conference Totals:							1,740	1,707	193	215

Code Key:

* = 2024 data not available as of report run date

**Evangelical Lutheran Church in America
Name and Address Summary Report as of December 31, 2024**

8H West Virginia-Western Maryland Synod, ELCA

Cong ID	Congregation Name	Lang Codes	Location Address	City, State	Ministers	Year Orgn	Bapt Mbrs	Conf Mbrs	Avg Atnd On-site	Avg Atnd Online
Conference: 03 Potomac										
10492 *	Zion	EN	387 Arkansaw Rd	Baker, WV		1855	249	170	--	--
16003 *	Calvary	EN	5545 Sugar Grove Rd	Brandywine, WV	Angela L. Lambert	1974	43	39	15	1
06026	St Thomas	EN	111 S Seminary St	Charles Town, WV	Amelia P. Collins	1939	82	71	40	3
10366 *	Faith	EN	102 Maple Ave	Franklin, WV	Angela L. Lambert	1946	141	110	22	35
06110 *	Fairview	EN	464 Fairview Rd.	Gore, VA		1843	40	26	--	--
06030 *	St John	EN	950 Washington St	Harpers Ferry, WV	John R. Unger	1849	105	2	--	--
06638 *	Trinity	EN	76 N Davis St	Keyser, WV	Sally L. Bartling	1906	78	70	35	10
06035	St John	EN	101 W Martin St	Martinsburg, WV	Sherry A. Miller	1775	170	110	29	12
06023	Trinity	EN	1643 Pitzers Chapel Rd	Martinsburg, WV	Daniel R. Collins	1880	66	66	30	3
10419 *	New Hope	EN	9820 Huntersville Rd	Minnehaha Springs, WV	Angela L. Lambert	1895	53	53	17	0
10462 *	Mount Olive	EN	S Fork Rd (Peru)	Moorefield, WV		1889	8	8	--	--
10422 *	St John	EN	26 Black Thorn Rd	Moyers, WV	Angela L. Lambert	1882	93	81	36	0
10463	Grace Evangelical	EN	5 Pine St	Petersburg, WV		1919	36	35	22	0
06104 *	Ebenezer	EN	Ford Hill Rd	Rio, WV		1849	57	29	--	--
02573 *	Holy Trinity Memorial Evangelical	EN	201 E Main St	Sharpsburg, MD		1768	275	151	--	--
06037	St James	EN	4328 Shepherdstown Pike	Shenandoah Junction, WV	Karen R. Erskine-Valentine	1856	65	54	26	2
06038	St Peter's	EN	110 N King St	Shepherdstown, WV	Karen R. Erskine-Valentine	1765	133	112	54	24
10533 *	Mount Hope	EN	Mt Hope Rd	Upper Tract, WV	Angela L. Lambert	1797	47	47	16	0
06106 *	St Peter	EN	Main St	Wardensville, WV		1848	28	26	10	0
06629 *	Mount Calvary	EN	1 Fusner St	Westernport, MD	Sally L. Bartling	1869	203	197	--	--
06105 *	Hebron	EN	3 Mi S Route 259	Yellow Spring, WV		1786	22	19	--	--
Conference Totals:							1,994	1,476	352	90
Conference: 04 Upper Ohio Valley										
06619 *	Messiah	EN	503 Lafayette Ave	Moundsville, WV	Sean P. Smith	1963	42	42	18	50
06608	Good Shepherd	EN	196 N. State Route 2	New Martinsville, WV	Sean P. Smith	1958	44	37	12	0
10546 *	Trinity	EN	3432 West St	Weirton, WV		1929	178	178	--	--
06612 *	Christ Evangelical	EN	2 Richmond Ave	Wheeling, WV		1909	277	270	35	20
06614	First English	EN	3536 Eoff St	Wheeling, WV	Devin P. Ames	1860	57	57	15	0
31157	Grace Evangelical	EN	16 Ridgecrest Rd	Wheeling, WV		2015	210	183	47	0
10551 *	St James	EN	1409 Chapline St	Wheeling, WV	Deborah L. Gable	1856	345	220	14	0
10552	St Mark	EN	141 Kruger St	Wheeling, WV	Robert P. Schafer Timothy M. Crummitt	1917	819	619	75	0
06615	Trinity	EN	3536 Eoff St	Wheeling, WV		1899	34	28	25	0
Conference Totals:							2,006	1,634	241	70

Code Key:

* = 2024 data not available as of report run date

Evangelical Lutheran Church in America
 Name and Address Summary Report as of December 31, 2024

Synod Totals: 7,798 6,230 1,269 509

Language Codes:

Amharic [AM]	Cherokee [CK]	Finnish [FI]	Inupiat [IP]	Maban [MB]	Portuguese [PR]	Taiwanese [TI]
Anyuak [AN]	Creole [CL]	French [FR]	Japanese [JA]	Mandarin [MA]	Sign [SI]	Tamil [TM]
Arabic [AB]	Czech [CZ]	German [GE]	Kiswahil [KI]	Navajo [NV]	Slovak [SL]	Telugu [TE]
Batak [BA]	Danish [DA]	Haitian [HA]	Korean [KO]	Norwegian [NO]	Spanish [SP]	Thai [TH]
Burmese [BU]	Dinka [DI]	Hmong [HM]	Lakotah [LK]	Nuer [NU]	Swahili [SA]	Tigrinya [TG]
Cambodian [CA]	English [EN]	Hungarian [HG]	Lao [LS]	Oromo [OR]	Swedish [SW]	Ukrainian [UK]
Cantonese [CH]	Estonian [ES]	Indonesian [ID]	Latvian [LA]	Paiute [PT]	Tagalog [TA]	Urdu [UR]
						Vietnamese [VI]

Evangelical Lutheran Church in America
Form A - Congregation Finances as of December 31, 2024

8H West Virginia-Western Maryland Synod, ELCA

Cong ID	Congregation Name and City	Regular Giving	Total Receipts	Total Assets	Total Indebtedness	Current Operating Expenses	Mission Support	Non-Mission Support	Total Disbursements
Conference: 01 Monongahela Valley-Mountain									
06621	St John's, Accident	21,010	27,579	915,327	0	27,244	600	0	27,844
06622	St Paul's, Accident	32,887	35,833	0	0	25,137	750	0	25,887
06631	St Paul, Aurora	52,433	70,445	2,022,250	0	16,435	5,100	4,222	63,537
06623	Emmanuel, Bittering	80,975	164,882	1,799,334	0	54,080	3,600	10,100	81,155
06632	St Mark, Clarksburg	193,899	193,899	0	0	208,687	19,390	13,236	253,313
06633	St John, Davis	109,950	131,572	2,492,023	0	151,821	9,600	2,000	163,421
06634	Holy Trinity, Elkins	34,249	40,551	1,010,058	0	38,291	5,000	0	43,846
06635 *	Grace, Fairmont	95,216	119,266	100,283	0	109,112	0	0	109,112
06624	Grace, Friendsville	15,823	18,518	0	0	7,211	3,000	0	10,211
06637	Church of the Covenant, Grafton	62,352	106,318	1,853,063	0	47,743	3,176	4,767	58,198
06625 *	Zion, Jennings	10,052	12,363	2,449	0	11,278	0	0	11,278
30659	Shepherd Of The Hills, McHenry	40,488	41,990	24,496	0	37,732	3,238	0	40,970
06640	St Paul, Morgantown	190,000	218,000	3,120,000	0	205,000	18,000	22,000	245,000
06639	St Johannes, New Milton	48,259	130,680	1,202,454	0	50,455	7,200	18,100	88,280
06627	St Mark, Oakland	202,751	220,667	2,393,853	0	183,876	12,000	6,530	226,374
06626	St John, Red House	75,500	88,060	1,448,089	0	35,725	7,250	1,741	75,446
06628 *	St John's Of Meadow Mountain, Swanton	16,718	16,718	220,315	0	15,851	2,040	1,120	19,011
	Conference Totals	\$1,282,562	\$1,637,341	\$18,603,994	\$0	\$1,225,678	\$99,944	\$83,816	\$1,542,883
Conference: 02 Ohio-Kanawha Valley									
06600	St Luke, Beckley	59,000	66,842	663,000	0	90,000	5,200	1,126	111,326
06604 *	Trinity Evangelical, Charleston	201,360	333,648	3,214,910	0	185,392	21,800	12,515	275,421
13210	Christ the King, Huntington	150,684	180,132	2,706,286	0	159,598	7,800	9,448	176,846
06606	St Paul, Huntington	221,510	236,020	4,215,291	0	192,204	23,755	2,601	218,560
30546 *	Cross of Grace, Hurricane	88,268	88,293	803,520	0	22,758	9,500	804	33,062
06602 *	St Mark, Letart	12,000	12,930	87,000	0	13,500	1,885	20	15,405
06607 *	St Paul, New Haven	109,729	126,430	527,135	0	93,144	6,650	4,808	105,748
06609 *	First, Parkersburg	362,856	365,431	6,410,278	0	245,366	21,000	28,378	369,810
06610	St Peter, Point Pleasant	7,200	16,108	657,976	0	16,706	0	0	16,706
06601 *	Our Saviour, Ravenswood	18,692	19,292	253,059	0	17,102	2,914	0	20,016
06618	Christ, Vienna	94,371	168,750	2,883,459	0	122,223	12,000	9,000	155,154
	Conference Totals	\$1,325,670	\$1,613,876	\$22,421,914	\$0	\$1,157,993	\$112,504	\$68,700	\$1,498,054
Conference: 03 Potomac									
10492 *	Zion, Baker	60,545	61,356	588,799	0	56,684	2,646	327	65,369
16003 *	Calvary, Brandywine	36,839	62,207	1,438,329	0	57,443	4,800	11,715	81,820
06026	St Thomas, Charles Town	104,864	104,864	864,359	0	153,780	0	600	154,380

Evangelical Lutheran Church in America
Form A - Congregation Finances as of December 31, 2024

8H West Virginia-Western Maryland Synod, ELCA

Cong ID	Congregation Name and City	Regular Giving	Total Receipts	Total Assets	Total Indebtedness	Current Operating Expenses	Mission Support	Non-Mission Support	Total Disbursements
10366 *	Faith, Franklin	86,812	97,616	1,595,428	0	72,673	7,968	1,066	82,067
06110 *	Fairview, Gore	22,215	40,739	217,000	0	31,275	3,052	2,419	36,746
06030 *	St John, Harpers Ferry	0	0	0	0	47,697	0	0	47,697
06638 *	Trinity, Keyser	95,104	103,104	257,000	0	94,000	4,000	925	98,925
06035	St John, Martinsburg	129,296	151,973	2,424,000	0	258,799	18,000	0	316,799
06023	Trinity, Martinsburg	75,250	111,250	452,685	0	114,277	0	0	114,277
10419 *	New Hope, Minnehaha Springs	29,974	58,701	361,686	55,766	30,038	4,200	900	60,138
10462 *	Mount Olive, Moorefield	8,674	10,877	180,900	0	6,990	1,000	850	10,877
10422 *	St John, Moyers	64,701	78,551	391,104	0	50,014	8,976	7,539	67,169
10463	Grace Evangelical, Petersburg	57,146	80,429	2,516,420	0	62,978	7,000	4,445	74,423
06104 *	Ebenezer, Rio	38,409	39,221	147,697	0	32,613	5,568	1,062	39,243
02573 *	Holy Trinity Memorial Evangelical, Sharpsburg	23,400	25,535	0	0	52,254	4,220	1,600	58,074
06037	St James, Shenandoah Junction	64,846	138,613	2,817,172	0	102,716	7,000	27,508	143,924
06038	St Peter's, Shepherdstown	164,853	793,991	3,230,022	0	215,670	23,200	14,560	253,430
10533 *	Mount Hope, Upper Tract	33,584	42,484	451,499	0	40,409	3,500	500	44,409
06106 *	St Peter, Wardensville	13,017	37,743	1,228,786	0	37,610	960	360	48,030
06629 *	Mount Calvary, Westernport	19,873	20,748	0	0	51,305	1,238	984	53,727
06105 *	Hebron, Yellow Spring	5,274	23,372	500,000	0	22,629	500	485	23,614
	Conference Totals	\$1,134,676	\$2,083,374	\$19,662,886	\$55,766	\$1,591,854	\$107,828	\$77,845	\$1,875,138
Conference: 04 Upper Ohio Valley									
06619 *	Messiah, Moundsville	32,496	146,404	1,468,467	0	88,354	3,193	275	129,377
06608	Good Shepherd, New Martinsville	26,605	37,436	485,824	0	40,251	4,800	1,049	46,100
10546 *	Trinity, Weirton	44,146	45,184	1,243,962	0	87,576	2,625	1,030	91,231
06612 *	Christ Evangelical, Wheeling	87,054	98,992	4,881,784	0	94,370	0	2,100	100,280
06614	First English, Wheeling	5,757	457,761	5,099,285	0	87,609	33,277	3,000	131,083
31157	Grace Evangelical, Wheeling	131,244	261,884	2,200,795	117,000	242,970	11,763	30,790	450,664
10551 *	St James, Wheeling	12,000	229,000	5,416,014	0	212,547	7,200	450	222,197
10552	St Mark, Wheeling	141,372	247,841	8,222,986	12,000	148,666	16,200	8,164	195,602
06615	Trinity, Wheeling	55,733	188,148	3,018,760	0	129,739	11,400	11,172	257,429
	Conference Totals	\$536,407	\$1,712,650	\$32,037,877	\$129,000	\$1,132,082	\$90,458	\$58,030	\$1,623,963
	Synod Totals	\$4,279,315	\$7,047,241	\$92,726,671	\$184,766	\$5,107,607	\$410,734	\$288,391	\$6,540,038

8H West Virginia-Western Maryland Synod, ELCA

Summary of Membership Statistics Totals -- End of Year	2023	2024	Change	Percent
Congregations	58	58	0	0.00
Congregations - Organized	58	58	0	0.00
Congregations - Under Development	0	0	0	----
Congregations - Filed Form A	38	30	-8	-21.05
Baptized Members	8,189	7,798	-391	-4.77
Average Baptized Members per Congregation	141	134	-7	-4.77
Confirmed Members	6,737	6,230	-507	-7.53
Average Confirmed Members per Congregation	116	107	-9	-7.53

Analysis of Membership Gains and Losses

Baptized Members -- Received

By Baptism - Children Under Age 16	40	54	14	35.00
By Baptism - Adults Age 16 and Older	14	16	2	14.29
By Affirmation of Faith	47	86	39	82.98
By Transfer	61	63	2	3.28
From Other Sources and Stat Adjs	7	5	-2	-28.57
Baptized Members -- Total Received	169	224	55	32.54

Baptized Members -- Removed

By Death	121	94	-27	-22.31
By Transfer	50	42	-8	-16.00
For Other Reasons and Stat Adjs	337	485	148	43.92
Baptized Members -- Total Removed	508	621	113	22.24

Baptized Members Confirmed	32	19	-13	-40.63
Active Participants	3,642	3,770	128	3.51

Analysis of Attendance	2023	2024
Avg. # weeks congregations worshipped (on-site)	37	36
Avg. # weeks congregations worshipped (online)	22	22
Total avg. weekly worship attendance (on-site)	1,233	1,269
Total avg. weekly worship attendance (online)	474	509
Avg. att. per congregation (on-site)	27	28
Avg. att. per congregation (online)	18	20
Average att. as a percentage of baptized membership (on-site)	15.06	16.27
Average att. as a percentage of baptized membership (online)	5.79	6.53

8H West Virginia-Western Maryland Synod, ELCA

Summary of Financial Statistics	2023	2024	Change	Percent	Statistical Analysis	
Totals -- End of Year					Averages per Congregation Reporting	
Total Receipts	6,467,555	7,047,241	579,686	8.96	Total Receipts (/57)	123,635.81
Total Disbursements **	6,272,250	6,540,038	267,788	4.27	Total Disburse (/58)	112,759.28
Total Indebtedness on Dec 31	75,482	184,766	109,284	144.78	Total Indebtedness (/3)	61,588.67
Projected Mission Support	320,184	391,889	71,705	22.39		
Average Total Giving / Bapt Member	599.71	597.78	-1.93	-0.32	Percent Congs With No Debt	94.83
Average Total Giving / Conf Member	728.96	748.23	19.27	2.64		
Detail of Financial Statistics - Receipts						
Regular Giving	4,582,610	4,279,315	-303,295	-6.62		
Designated Giving	328,394	382,136	53,742	16.37		
Earned Income (any source)	974,244	1,180,842	206,598	21.21		
Grants (any source)	142,006	158,050	16,044	11.30		
All Other Receipts	440,301	1,046,898	606,597	137.77		
Detail of Financial Statistics - Disbursements					Percent of Total Disbursements	
Current Operating Expenses	5,036,181	5,107,607	71,426	1.42	Current Operating Expenses	78.10
Capital Improvements	593,409	673,392	79,983	13.48	Capital Improvements	10.30
Payments on Debts	9,392	11,891	2,499	26.61	Payments on Debts	0.18
Mission Support	373,833	410,734	36,901	9.87	Mission Support	6.28
Other Synod Benevolence	58,369	81,462	23,093	39.56	Other Synod Benevolence	1.25
Other CWO Benevolence	8,865	6,131	-2,734	-30.84	Other CWO Benevolence	0.09
Benevolence - Another Country	4,300	8,898	4,598	106.93	Benevolence - Another Country	0.14
Benevolence - Camps	8,585	20,234	11,649	135.69	Benevolence - Camps	0.31
Benevolence - Campus Ministry	21,643	19,498	-2,145	-9.91	Benevolence - Campus Ministry	0.30
Benevolence - Colleges	500	0	-500	-100.00	Benevolence - Colleges	0.00
Benevolence - Seminaries	0	80	80	----	Benevolence - Seminaries	0.00
Benevolence - Social Service	30,277	54,457	24,180	79.86	Benevolence - Social Service	0.83
Benevolence - Direct Recipient	106,190	97,631	-8,559	-8.06	Benevolence - Direct Recipient	1.49
Subtotal Non-Mission Supt Benev	238,729	288,391	49,662	20.80	Subtotal Non-Mission Supt Benev	4.41
Other Expenses & Realized Losses	20,706	48,023	27,317	131.93	Other Expenses & Realized Losses	0.73

** Total Disbursements may not equal the sum of the disbursements details reported due to previous data not being included in the detail listing.

8H West Virginia-Western Maryland Synod, ELCA

Congregations Reporting Ethnic Active Participants					Percent of Congregations Reporting Ethnic Active Participants	
	2023	2024	Change	Percent		
African American/Black	8	10	2	25.00	African American/Black	17.24
African National/African Caribbean	1	1	0	0.00	African National/African Caribbean	1.72
American Indian/Alaska Native	1	1	0	0.00	American Indian/Alaska Native	1.72
Arab/Middle Eastern	1	0	-1	-100.00	Arab/Middle Eastern	0.00
Asian/Pacific Islander	7	8	1	14.29	Asian/Pacific Islander	13.79
Latino/Hispanic	8	8	0	0.00	Latino/Hispanic	13.79
Multiracial	8	8	0	0.00	Multiracial	13.79
White	57	57	0	0.00	White	98.28

Total Ethnic Active Participants					Percent Ethnic Active Participants	
	2023	2024	Change	Percent		
African American/Black	22	27	5	22.73	African American/Black	0.73
African National/African Caribbean	1	1	0	0.00	African National/African Caribbean	0.03
American Indian/Alaska Native	1	1	0	0.00	American Indian/Alaska Native	0.03
Arab/Middle Eastern	1	0	-1	-100.00	Arab/Middle Eastern	0.00
Asian/Pacific Islander	9	10	1	11.11	Asian/Pacific Islander	0.27
Latino/Hispanic	15	17	2	13.33	Latino/Hispanic	0.46
Multiracial	24	24	0	0.00	Multiracial	0.65
White	3,554	3,639	85	2.39	White	97.85

8H West Virginia-Western Maryland Synod, ELCA

(30 Congs Filed)

C31 Languages in which Liturgies are Regularly Conducted

Amharic	Estonian	Lao	Swahili
Anyuak	Finnish	Latvian	Swedish
Arabic	French	Maban	Tagalog
Batak	German	Mandarin	Taiwanese
Burmese	Haitian	Navajo	Tamil
Cambodian	Hmong	Norwegian	Telugu
Cantonese	Hungarian	Nuer	Thai
Cherokee	Indonesian	Oromo	Tigrinya
Creole	Inupiat	Paiute	Ukrainian
Czech	Japanese	Portuguese	Urdu
Danish	Kiswahili	Sign	Vietnamese
Dinka	Korean	Slovak	
English 58	Lakotah	Spanish	

C32 Disability Assistance Provided

Wheelchair Accessibility	46
Braille Worship Materials	3
Large Print Worship Materials	32
Assistive Hearing Devices	19
Sign Language Interpreters	0
Mental Health Ministries	1
Ministry with People with Developmental Disabilities	3
Specialized Faith Formation for Children or Adults (ADHD, autism, dyslexia, etc.)	1
No Response to Any	5

Evangelical Lutheran Church in America
Summary of Congregations That Did Not File 2024 Report Form A

8H West Virginia-Western Maryland Synod, ELCA

Last Year Filed	Cong ID	Cong Status	Baptized Members	Congregation Name	City, State	Minister	Phone
2009	06604	Org	402	Trinity Evangelical	Charleston, WV	Randolf E. Richardson	(304)342-5212
2009	10492	Org	249	Zion	Baker, WV		(304)897-6574
2010	10462	Org	8	Mount Olive	Moorefield, WV		(304)434-2351
2011	10546	Org	178	Trinity	Weirton, WV		(304)748-2940
2012	06602	Org	15	St Mark	Letart, WV		(304)882-3111
2012	06609	Org	694	First	Parkersburg, WV	Ian B. Reid	(304)428-6174
2013	06104	Org	57	Ebenezer	Rio, WV		(304)874-3860
2013	06105	Org	22	Hebron	Yellow Spring, WV		(304)874-3860
2013	06110	Org	40	Fairview	Gore, VA		(304)874-3860
2016	06601	Org	21	Our Saviour	Ravenswood, WV		(304)273-2340
2017	06030	Org	105	St John	Harpers Ferry, WV	John R. Unger	(304)535-3105
2019	02573	Org	275	Holy Trinity Memorial Evangelical	Sharpsburg, MD		(301)730-5625
2019	06629	Org	203	Mount Calvary	Westernport, MD	Sally L. Bartling	(301)359-3504
2021	06635	Org	187	Grace	Fairmont, WV	Matthew C. Holbert	(304)366-4667
2021	10366	Org	141	Faith	Franklin, WV	Angela L. Lambert	(304)358-2438
2021	30546	Org	35	Cross of Grace	Hurricane, WV		(304)562-0616
2022	06607	Org	109	St Paul	New Haven, WV	Anna P. Weirick	(304)882-2304
2022	06612	Org	277	Christ Evangelical	Wheeling, WV		(304)232-5751
2022	10551	Org	345	St James	Wheeling, WV	Deborah L. Gable	(304)232-6511
2023	06106	Org	28	St Peter	Wardensville, WV		
2023	06619	Org	42	Messiah	Moundsville, WV	Sean P. Smith	(304)845-8764
2023	06625	Org	65	Zion	Jennings, MD		(301)689-3794
2023	06628	Org	41	St John's Of Meadow Mountain	Swanton, MD		(301)387-4704
2023	06638	Org	78	Trinity	Keyser, WV	Sally L. Bartling	(304)788-3200
2023	10419	Org	53	New Hope	Minnehaha Springs, WV	Angela L. Lambert	(304)358-2438
2023	10422	Org	93	St John	Moyers, WV	Angela L. Lambert	(304)358-2458
2023	10533	Org	47	Mount Hope	Upper Tract, WV	Angela L. Lambert	(304)358-2438
2023	16003	Org	43	Calvary	Brandywine, WV	Angela L. Lambert	(304)249-5316

Synod Total: 28 Congregation(s)