

2024

Synod Data Toolkit

Metropolitan Washington,
D.C., Synod (8G)

Office of the Secretary
December 2025



Evangelical
Lutheran Church
in America

This page intentionally left blank.

Table of Contents

03

Synod Summary

05

Synod Trend Tables & Charts

18

Baptized Members, Average Attendance, and Active Participants

23

Baptisms by Congregation

28

Congregation Reports

Summary of Membership, Participation, and Attendance

8G - Metropolitan Washington, D.C.

Baptized membership has declined 24% over the past eight years, changing from 26,992 in 2017 to 20,386 in 2024. Over this same time period, the overall ELCA baptized membership decreased 23%.

Since 2017, **active participation** has shrunk 13%, moving from 19,736 to 17,262 with a rise of 16 in the most recent year. When looking at participation changes between 2020 and 2024 there was a 4% decrease. Since 2017, active participation in the ELCA overall has decreased by 38% (approximately 5% per year). Since 2020, active participation has decreased at a slightly slower rate of 16% (approximately 4% per year).

In-person worship attendance has declined 37% from 7,787 in 2017 to 4,909 in 2024. Some of this decline is made up by attenders worshiping online (6,845 in 2024). It is important to note that beginning in 2020, congregations were asked specifically about their in-person and online worship attendance separately. In-person worship attendance has increased 10% since 2020 from 4,447 to 4,909 in 2024. Since 2020, the overall ELCA in-person worship attendance increased 30% from 404,611 to 525,792 in 2024.

Summary of Finances

8G - Metropolitan Washington, D.C.

Regular giving has decreased by 5% since 2017, moving from \$24,972,731 in 2017 to \$23,821,726 in 2024. Over this period, inflation was 28%. Since 2020, regular giving has decreased by 14% in the synod and decreased by 2.5% in the ELCA overall; inflation was 21% during this time period.

Mission support has decreased 21% since 2017, from \$1,515,100 to \$1,194,828 in 2024. The ELCA overall experienced a 12% decline over the same period. Since 2020, mission support has decreased by 21% in the synod and decreased by 7% in the ELCA overall.

Operating expenses have increased by 8%, standing at \$28,171,349 in 2024 compared to \$26,018,385 in 2017. They have increased by 4% for the ELCA overall during this time. Since 2020, operating expenses have increased by 6% in the synod and increased 8% in the ELCA overall.

Synod Trend Tables and Charts

- Synod Trend Tables
- Synod Trend Charts
- Congregations by Size
- Growth & Decline Tables

Annual Congregation Report

Trends for 8G - Metropolitan Washington, D.C.

	2017	2018	2019	2020	2021	2022	2023	2024
Number of Organized Congregations	72	72	72	72	71	71	71	71
Baptized Membership	26,992	26,310	25,548	24,834	23,490	21,883	21,391	20,386
Members Received By:								
Baptism: Children	312	277	264	140	159	190	194	164
Baptism: Adults	25	53	33	27	12	10	8	16
Affirmation of Faith	325	442	387	221	231	370	366	381
Transfer	351	227	218	129	136	214	169	125
Other and Statistical Adjustment	80	75	95	91	88	55	182	66
Members Removed By:								
Death	171	172	149	180	178	183	170	163
Transfer	302	218	232	146	198	275	169	176
Other and Statistical Adjustment	1,337	1,589	1,450	951	1,169	1,756	1,125	1,551
Baptized Members Confirmed	258	252	189	179	208	162	111	135
Confirmed Members	21,477	20,420	20,457	20,026	18,877	17,424	16,453	16,411
Active Participants	19,736	19,382	19,247	17,946	16,549	16,608	17,246	17,262
Average Attendance	7,787	8,058	7,730	Not collected	Not collected	Not collected	Not collected	Not collected
Average Attendance - On-site				4,447	3,119	3,878	4,786	4,909
Average Attendance - Online				14,095	10,276	7,015	6,650	6,845
Racial/Ethnic Composition of Active Participants								
African American/Black	804	889	1,165	1,165	858	831	851	844
African National/African Caribbean	518	562	434	419	518	560	402	440
American Indian/Alaska Native	11	23	15	16	17	14	7	8
Arab/Middle Eastern	61	80	102	75	72	82	59	63
Asian/Pacific Islander	327	368	478	423	401	330	346	339
Multi-Racial/Multi-Ethnic	289	321	359	382	604	334	336	737
Other	192	57	Omitted	Omitted	Omitted	Omitted	Omitted	Omitted
Hispanic/Latino	451	554	606	628	535	565	754	753
White	14,909	16,561	16,097	14,650	13,446	13,141	14,685	14,080

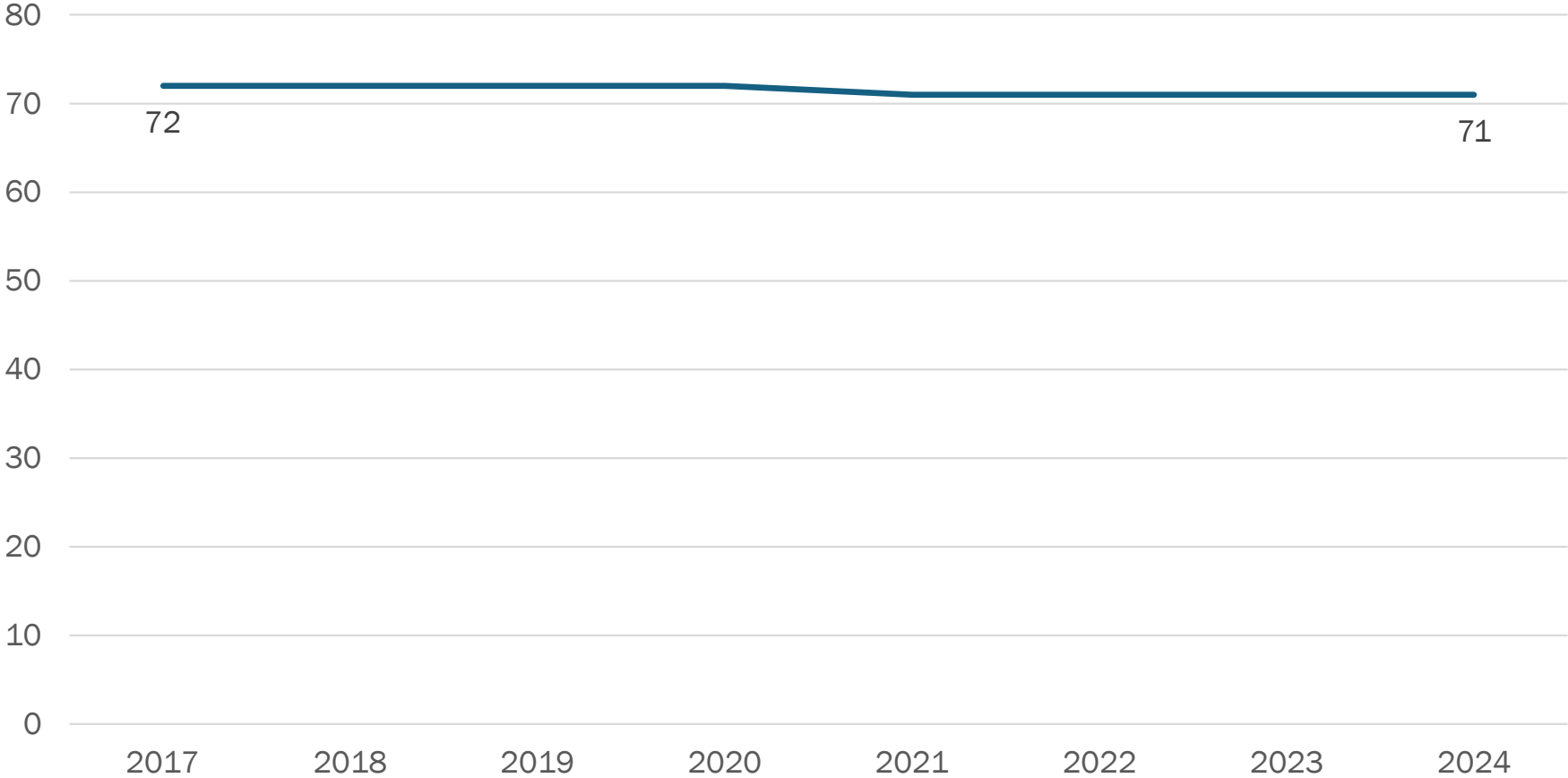
Annual Congregation Report

Trends for 8G - Metropolitan Washington, D.C.

	2017	2018	2019	2020	2021	2022	2023	2024
Regular Giving by Members	\$24,972,731	\$25,810,712	\$25,766,779	\$27,700,121	\$26,649,707	\$23,627,761	\$24,020,608	\$23,821,726
Designated Giving by Members	\$4,257,132	\$3,979,314	\$5,327,015	\$3,982,066	\$4,097,780	\$4,528,506	\$4,185,534	\$4,473,625
Earned Income (any source)	\$2,950,170	\$3,399,197	\$3,616,475	\$2,873,811	\$2,985,141	\$3,178,869	\$4,145,333	\$3,729,789
Grants & Partnership Support	\$653,158	\$400,908	\$255,598	\$1,674,873	\$1,229,241	\$774,133	\$357,922	\$489,691
Other Receipts	\$2,172,618	\$2,248,286	\$3,086,282	\$1,454,938	\$2,454,570	\$1,859,008	\$2,390,824	\$2,796,922
Total Receipts	\$35,005,809	\$35,838,417	\$38,052,149	\$37,685,809	\$37,416,439	\$33,968,277	\$35,100,221	\$35,311,753
Total Indebtedness	\$31,493,757	\$32,786,635	\$29,716,551	\$31,332,213	\$29,037,625	\$27,479,028	\$25,501,469	\$30,840,359
Intended Mission Support	\$2,966,986	\$1,651,435	\$2,038,736	\$1,512,619	\$3,841,625	\$4,630,736	\$3,823,260	\$2,409,614
Current Operating Expenses	\$26,018,385	\$27,115,638	\$27,387,194	\$26,603,980	\$24,512,628	\$25,870,860	\$27,435,437	\$28,171,349
Capital Improvements	\$3,204,559	\$2,318,825	\$2,352,616	\$1,253,815	\$1,868,147	\$2,639,814	\$3,422,463	\$3,186,828
Payments on Debt	\$4,112,427	\$3,546,203	\$3,247,573	\$2,795,896	\$3,240,852	\$2,063,853	\$2,195,841	\$6,302,449
Mission Support	\$1,515,100	\$1,536,501	\$1,395,986	\$1,508,909	\$1,368,730	\$1,313,826	\$1,234,064	\$1,194,828
as % of Total Disbursements	4.09	4.17	3.85	4.42	4.14	3.75	3.40	2.93
as % of Regular Giving	6.07	5.95	5.42	5.45	5.14	5.56	5.14	5.02
Other Benevolence sent directly:								
To the synod	\$262,486	\$229,364	\$160,018	\$176,351	\$125,804	\$163,741	\$131,600	\$85,190
To the churchwide organization	\$140,116	\$179,682	\$101,537	\$97,804	\$103,771	\$110,767	\$75,563	\$102,497
For activity in another country	\$84,946	\$150,143	\$117,570	\$83,708	\$86,203	\$129,383	\$105,312	\$42,807
To camps	\$15,896	\$62,252	\$11,322	\$30,012	\$17,279	\$26,876	\$63,100	\$50,138
To colleges	\$355	\$705	\$222	\$270	\$44	\$977	\$4,343	\$0
To seminaries	\$24,035	\$14,980	\$25,166	\$10,272	\$10,792	\$7,594	\$8,063	\$6,880
To social service organizations	\$308,606	\$360,693	\$276,343	\$307,877	\$488,597	\$349,422	\$313,066	\$504,705
To campus ministry	\$3,887	\$9,172	\$22,132	\$8,402	\$5,844	\$1,628	\$2,220	\$9,910
All other benevolence	\$633,312	\$736,937	\$637,801	\$717,089	\$726,115	\$789,264	\$873,470	\$802,242
Non-mission support benevolence	\$1,476,659	\$1,745,648	\$1,352,111	\$1,431,785	\$1,564,449	\$1,579,652	\$1,576,737	\$2,604,369
Other expenses	\$744,601	\$613,164	\$512,717	\$574,772	\$500,578	\$1,520,999	\$465,094	\$349,234
Sum of Disbursements	\$37,071,731	\$36,875,979	\$36,249,917	\$34,170,877	\$33,055,384	\$34,989,004	\$36,329,636	\$40,809,057

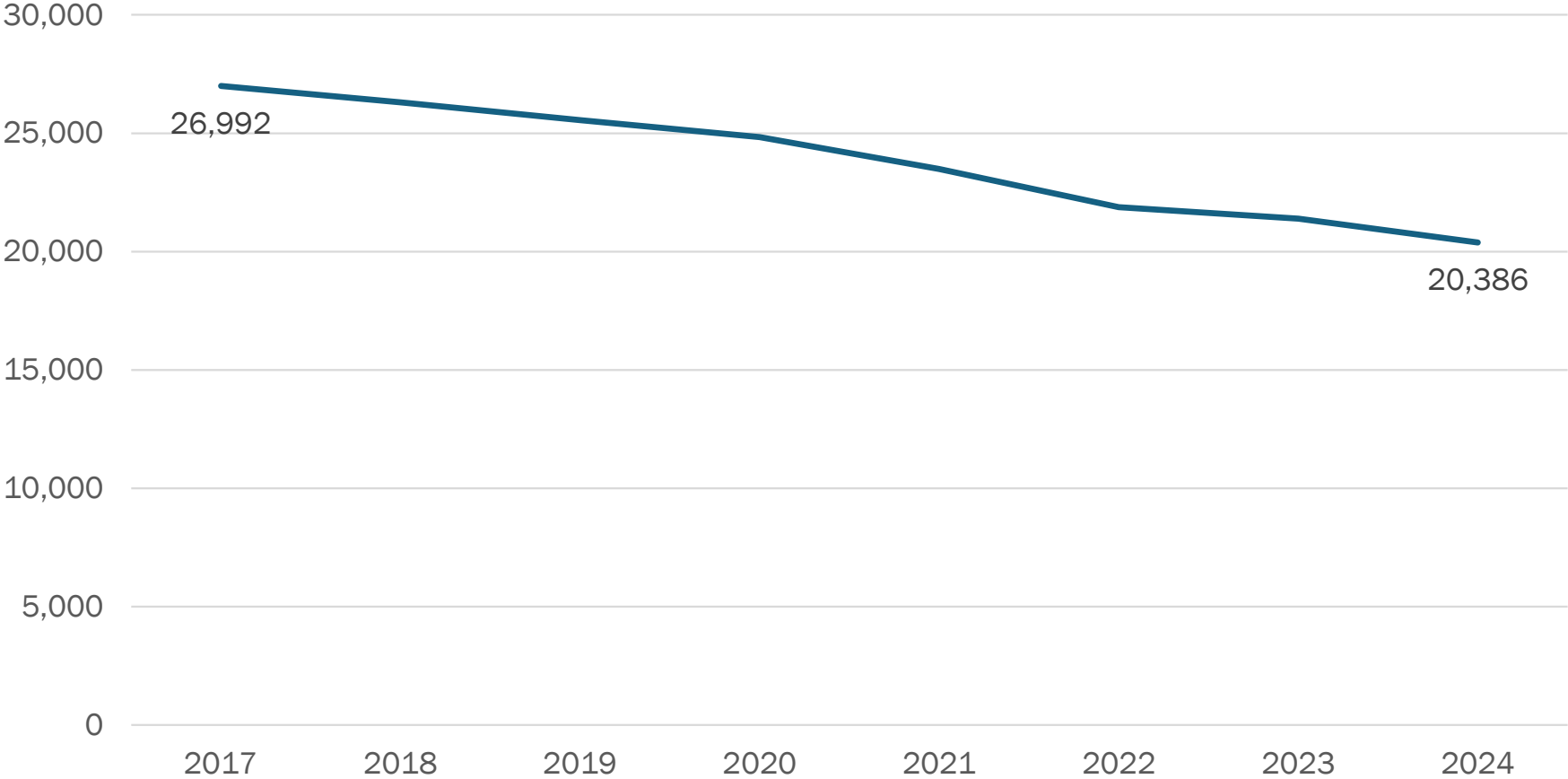
Number of Organized Congregations (2017-2024)

8G - Metropolitan Washington, D.C.



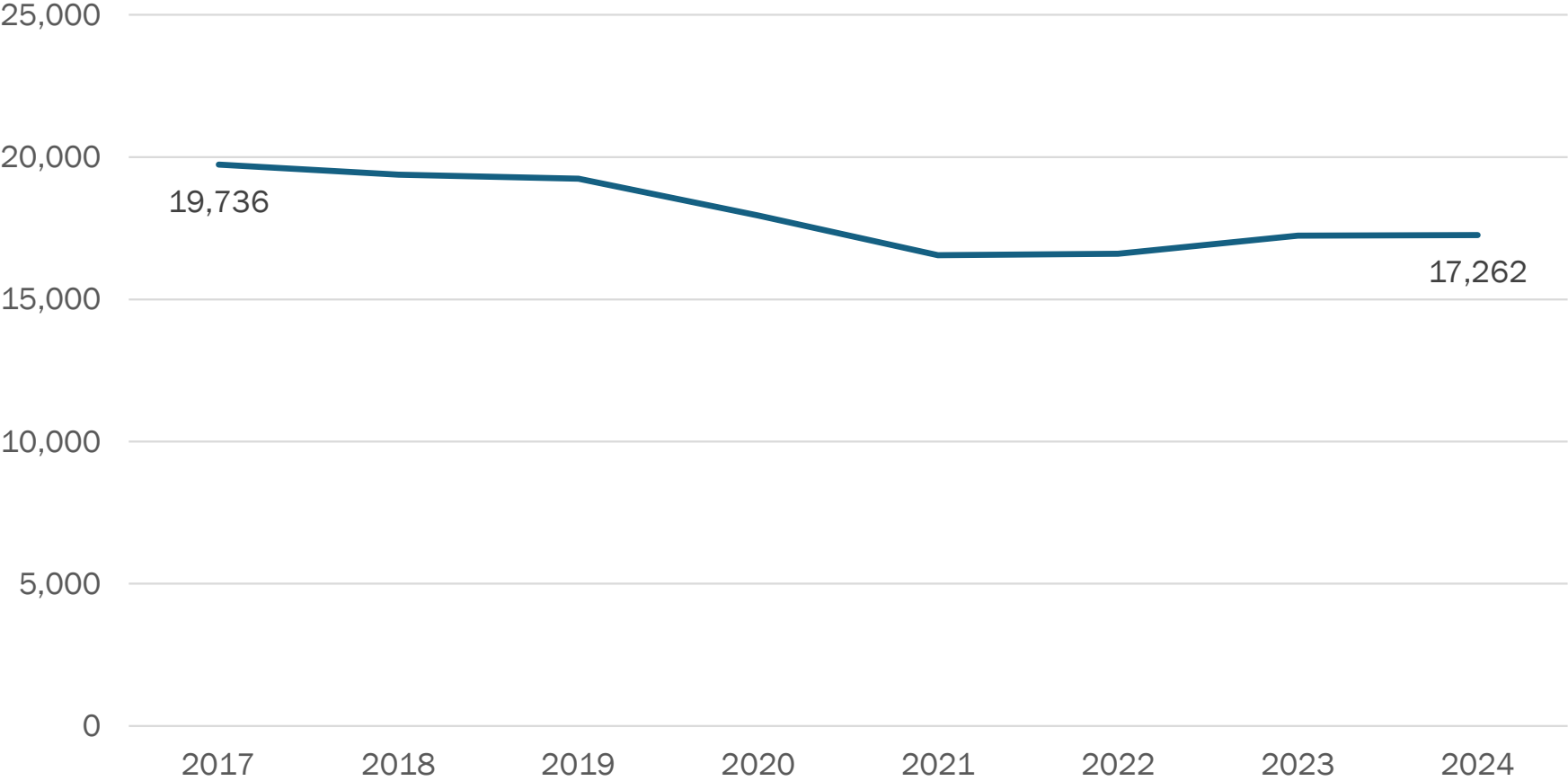
Baptized Membership (2017-2024)

8G - Metropolitan Washington, D.C.



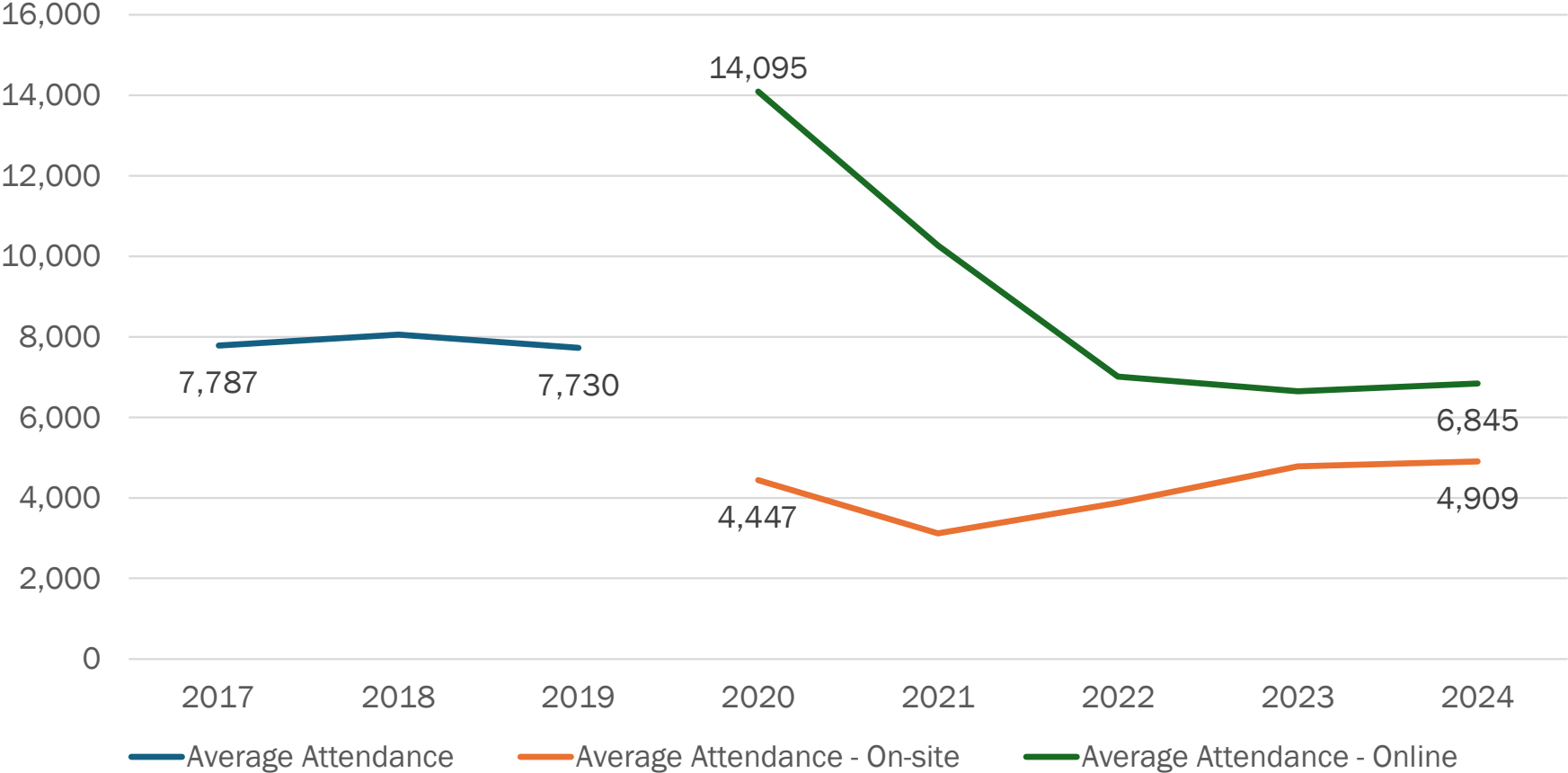
Active Participants (2017-2024)

8G - Metropolitan Washington, D.C.



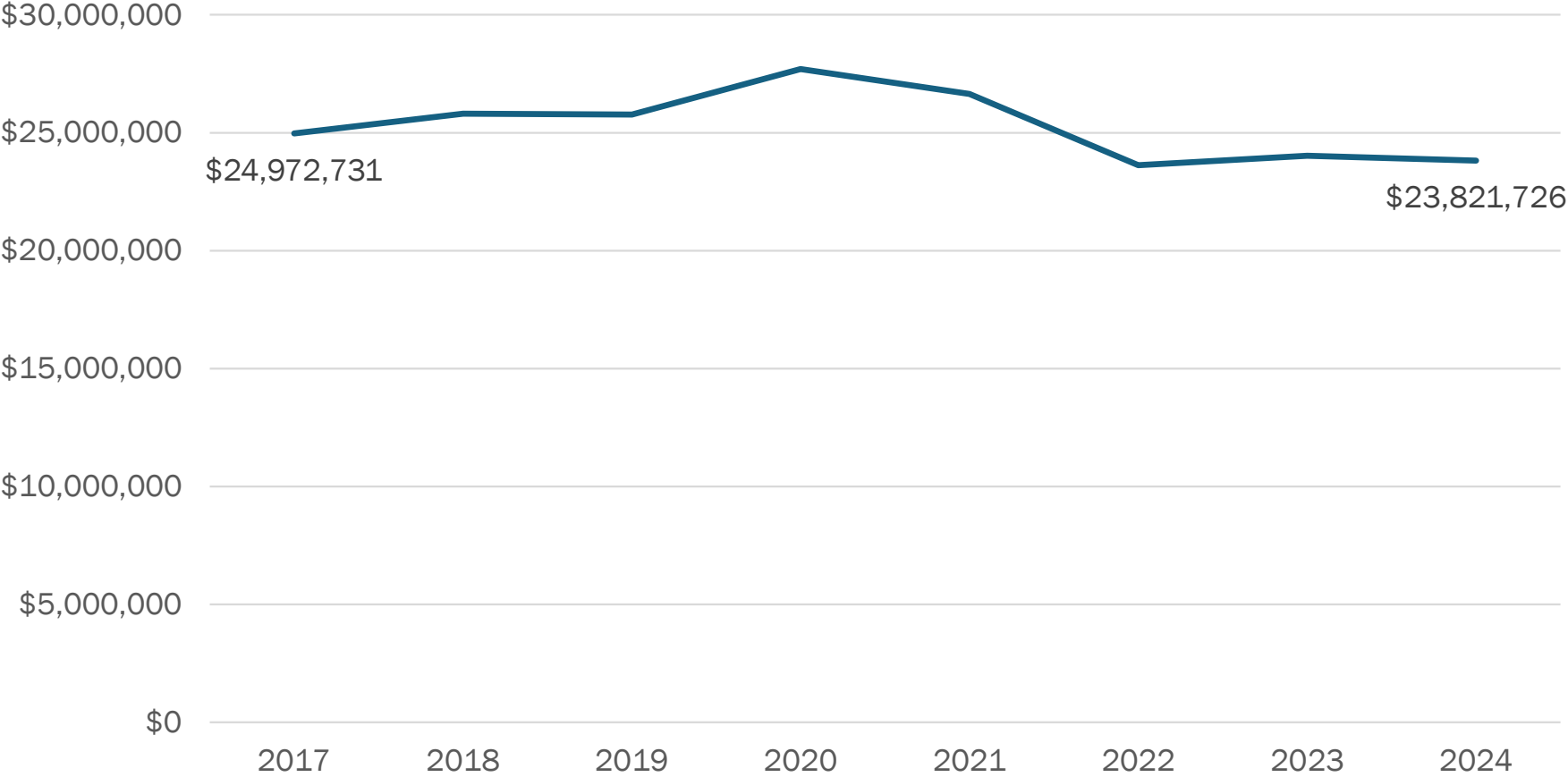
Worship Attendance (2017-2024)

8G - Metropolitan Washington, D.C.



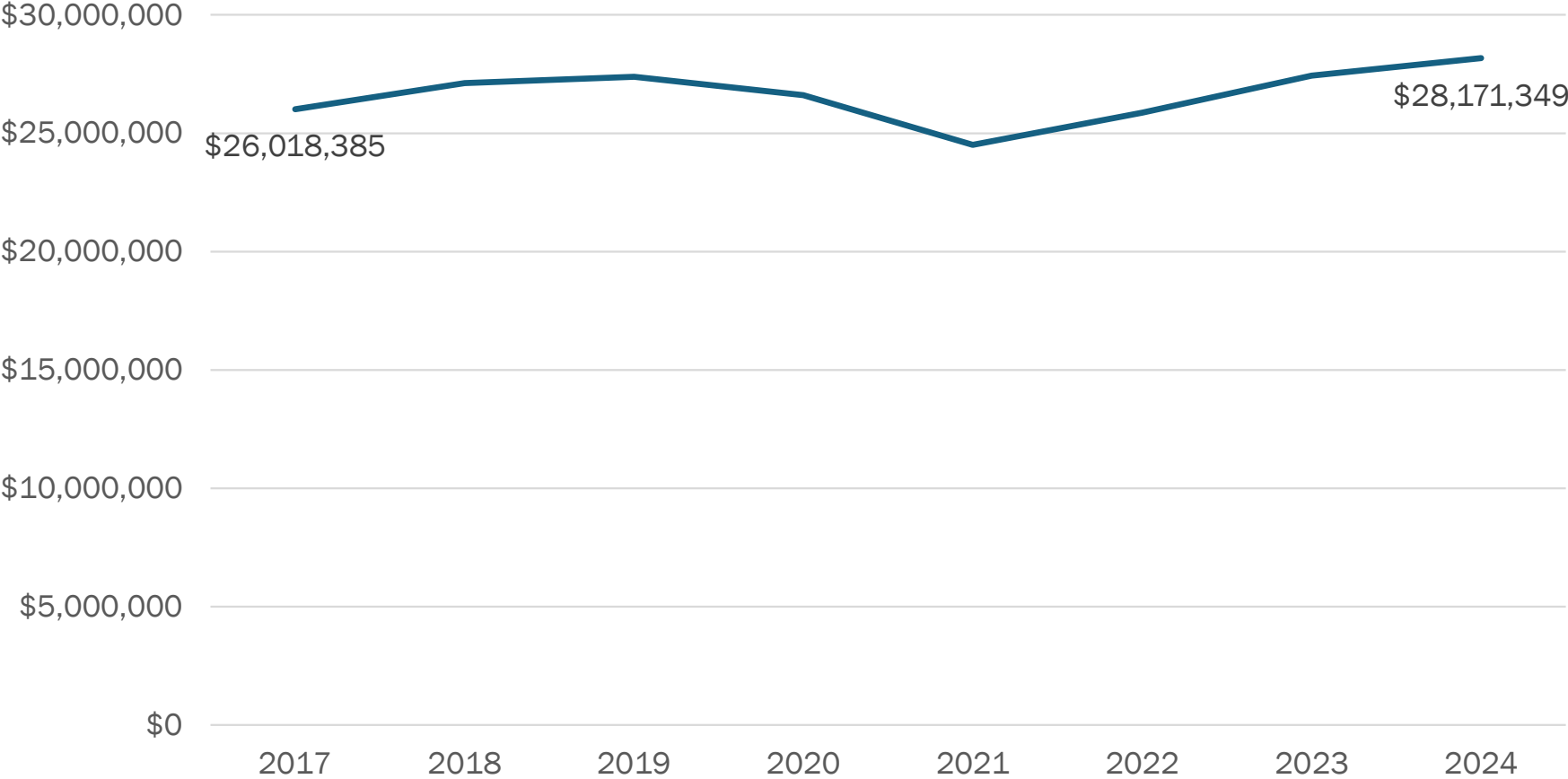
Regular Giving by Members (2017-2024)

8G - Metropolitan Washington, D.C.



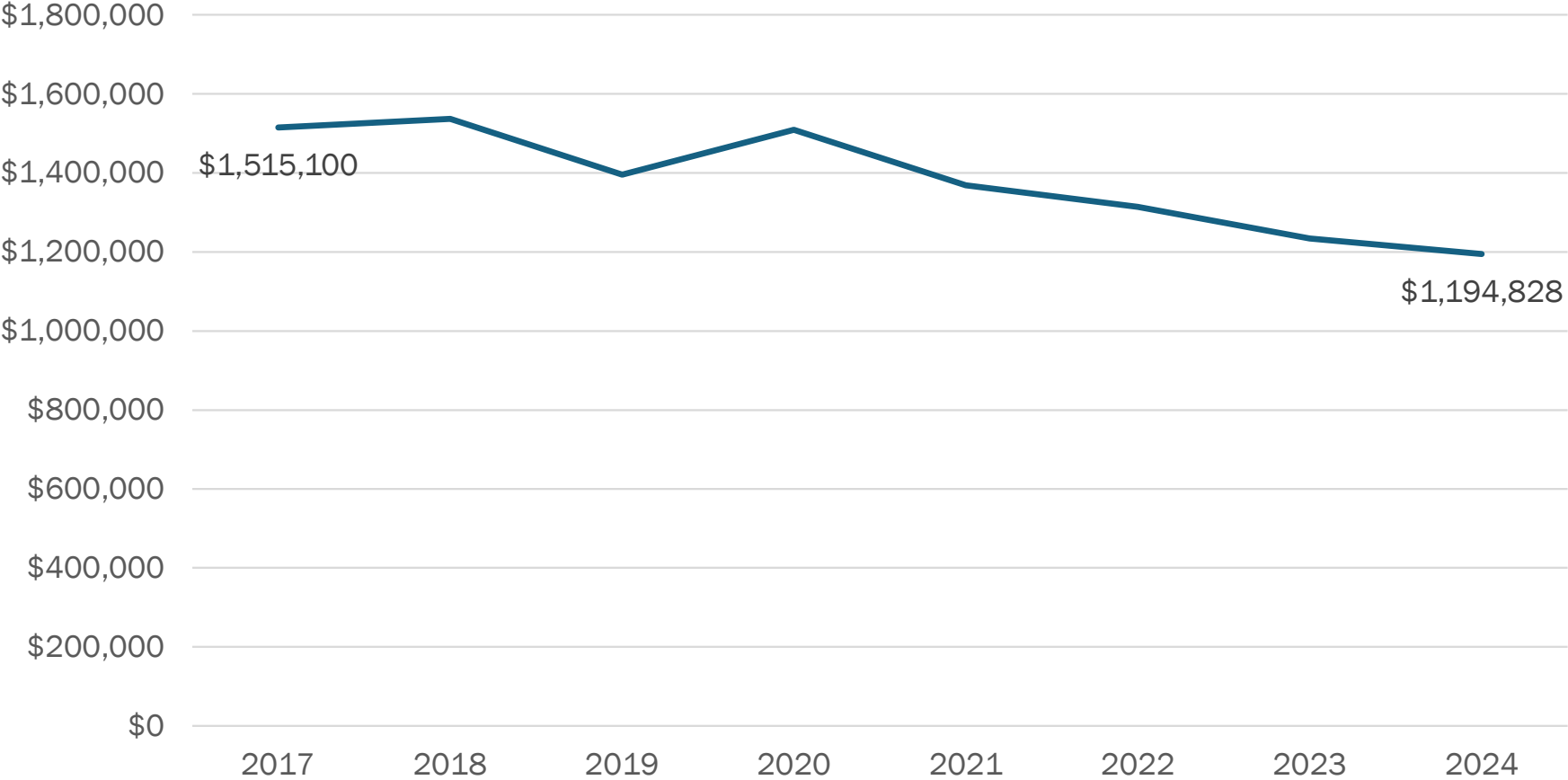
Current Operating Expenses (2017-2024)

8G - Metropolitan Washington, D.C.



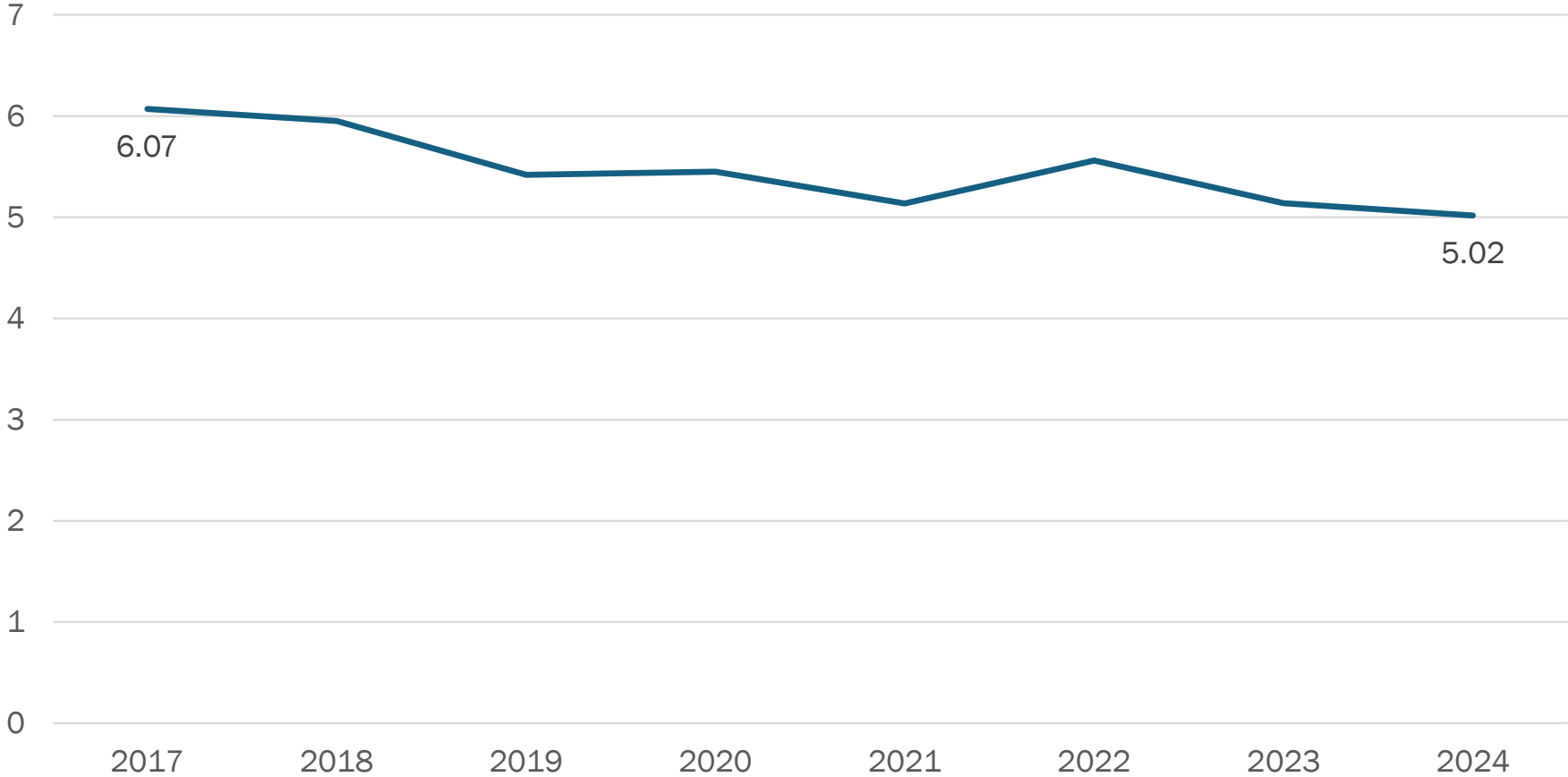
Mission Support (2017-2024)

8G - Metropolitan Washington, D.C.

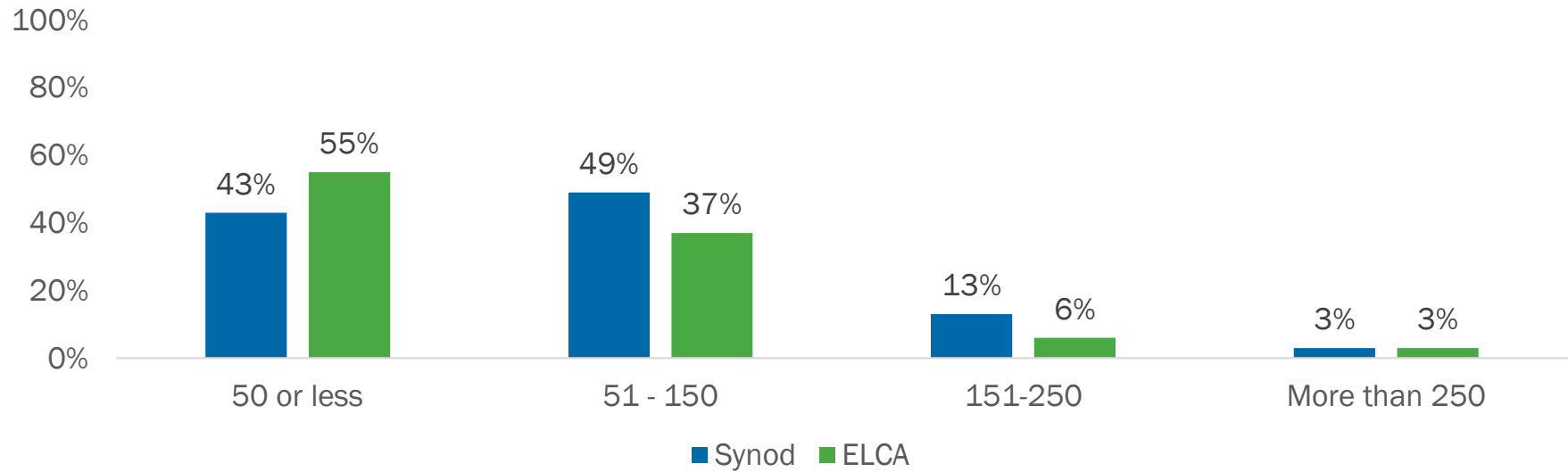


Mission Support as % of Regular Giving (2017-2024)

8G - Metropolitan Washington, D.C.



Congregations by Size (Average On-Site Worship Attendance) 8G - Metropolitan Washington, D.C.



Average On-Site Worship Attendance	Number of congregations (Synod)*	% of congregations (Synod)	Number of congregations (ELCA)*	% of congregations (ELCA)
50 or less	29	43%	4134	55%
51-150	33	49%	2787	37%
151-250	4	6%	430	6%
More than 250	2	3%	220	3%

*Submitted at least one Annual Congregation Report between 2020 and 2024.

Growth and Decline (2019-24)

8G - Metropolitan Washington, D.C.

Change in Baptized Membership	# of congregations* (Synod)	% of congregations (Synod)	# of congregations* (ELCA)	% of congregations (ELCA)
Decline greater than 25%	17	37%	1,450	28%
Decline between 5% - 25%	14	30%	1,504	29%
Stable (decline <5% - incline <5%)	8	17%	1,492	29%
Increase between 5% - 25%	6	13%	545	11%
Increase greater than 25%	1	2%	109	2%

Change in Active Participants	# of congregations* (Synod)	% of congregations (Synod)	# of congregations* (ELCA)	% of congregations (ELCA)
Decline greater than 25%	21	46%	2,298	45%
Decline between 5% - 25%	9	20%	1,133	22%
Stable (decline <5% - incline <5%)	5	11%	491	10%
Increase between 5% - 25%	5	11%	510	10%
Increase greater than 25%	6	13%	668	13%

Change in On-Site Worship Attendance	# of congregations* (Synod)	% of congregations (Synod)	# of congregations* (ELCA)	% of congregations (ELCA)
Decline greater than 25%	26	57%	2,740	54%
Decline between 5% - 25%	17	37%	1,590	31%
Stable (decline <5% - incline <5%)	1	2%	329	6%
Increase between 5% - 25%	2	4%	281	6%
Increase greater than 25%	0	0%	160	3%

*Only congregations that filed an Annual Congregation Report in 2019 and 2024 are included.

Baptized Members, Average Attendance, and Active Participants

Baptized Members, Average Attendance (online and on-site), and Active Participants

8G - Metropolitan Washington, D.C.

CongID	Congregation Name	City	State	ZIP	Data Year	Baptized Members	Average Online Attendance	Average On-site Attendance	Active Participants
02654	St Luke Lutheran Church	Silver Spring	MD	20910-1654	2024	1413	4030	155	4300
02662	Good Shepherd Lutheran Church	Gaithersburg	MD	20877-1502	2023	1029	410	287	1279
07504	Lutheran Church Of The Abiding Presence	Burke	VA	22015-4016	2024	653	60	272	832
10536	Emmanuel Lutheran Church	Vienna	VA	22181-5577	2024	842	241	135	691
10359	Lord Of Life Lutheran Church	Fairfax	VA	22032-2815	2024	709	62	171	617
30241	Shepherd Of The Hills Lutheran Church	Haymarket	VA	20169-2481	2024	502	85	175	490
10362	Holy Trinity Lutheran Church	Falls Church	VA	22042-1826	2023	349	30	73	450
07647	Prince Of Peace Lutheran Church	Gaithersburg	MD	20878-2210	2024	550	87	61	434
06036	Lutheran Church Of The Redeemer	McLean	VA	22101-4420	2024	1284	16	246	425
07349	St Matthew's Lutheran Church	Woodbridge	VA	22192-3378	2024	503	30	125	400
06034	Bethel Lutheran Church	Manassas	VA	20110-4535	2024	470	14	96	368
07651	Christ The King Lutheran Church	Great Falls	VA	22066-2416	2024	372	15	55	336
06165	King Of Kings Lutheran Church	Fairfax	VA	22033-3200	2024	531	22	107	307
10257	Good Shepherd Lutheran Church	Alexandria	VA	22301-2032	2024	295	40	115	295
02640	Georgetown Lutheran Church	Washington	DC	20007-2758	2024	209	8	58	290
02656	St Paul's Lutheran Church	Washington	DC	20008-2001	2024	546	35	100	250
06042	Holy Cross Lutheran Church	Herndon	VA	20170-3805	2024	412	28	67	205
20035	First Trinity Lutheran Church	Washington	DC	20001-2711	2024	83	15	30	187
06032	New Jerusalem Lutheran Church	Lovettsville	VA	20180-2007	2024	163	0	66	170
10516	Community Lutheran Church	Sterling	VA	20165-7222	2024	370	30	118	170
02660	Zion Evangelical Lutheran Church	Takoma Park	MD	20912-6907	2023	243	10	99	168
06028	Christ Lutheran Church	Fairfax	VA	22030-3047	2024	179	10	40	165
02659	Trinity Lutheran Church	North Bethesda	MD	20852-3202	2024	214	69	57	164

Baptized Members, Average Attendance (online and on-site), and Active Participants

8G - Metropolitan Washington, D.C.

CongID	Congregation Name	City	State	ZIP	Data Year	Baptized Members	Average Online Attendance	Average On-site Attendance	Active Participants
10298	Grace Lutheran Church	Bowie	MD	20715-2609	2023	164	4	20	164
06033	Holy Trinity Lutheran Church	Leesburg	VA	20176-2506	2024	495	0	93	158
07238	Good Shepherd Lutheran Church	Woodbridge	VA	22191-4102	2024	196	45	61	157
20034	Christ Lutheran Church	Washington	DC	20011-3847	2023	163	83	53	157
02638	Emmanuel Lutheran Church	Bethesda	MD	20817-1443	2024	994	65	87	152
10388	Bethlehem Lutheran Church	Fairfax	VA	22031-3123	2023	204	62	51	149
06039	St Mark Lutheran Church	Springfield	VA	22150-3218	2024	423	50	140	140
02637	Augustana Lutheran Church	Washington	DC	20009-6507	2024	339	20	82	135
06025	Resurrection Lutheran Church	Arlington	VA	22205-2034	2024	477	32	75	130
07194	St Michael's Truth Lutheran Church	Mitchellville	MD	20721-1905	2024	165	12	64	130
07312	Christ the Servant Lutheran Church	Gaithersburg	MD	20886-2188	2024	89	15	25	126
02658	St Stephen Lutheran Church	Silver Spring	MD	20914-4092	2024	154	12	53	125
16120	St Andrew Lutheran Church	Centreville	VA	20120-1554	2024	447	59	132	125
06022	Peace Lutheran Church	Alexandria	VA	22312-1551	2024	318	70	90	120
10265	Hope Lutheran Church	Annandale	VA	22003-5641	2024	119	0	42	119
31055	Oromo Evangelical Lutheran Church	Washington	DC	20011-7012	2024	119	0	45	119
02649	Reformation Lutheran Church	Washington	DC	20003-1036	2024	308	158	111	117
07394	Christ The Servant Lutheran Church	Reston	VA	20191-2811	2024	151	8	44	115
10266	Faith Lutheran Church	Arlington	VA	22201-1311	2024	338	20	85	115
30987	River of Grace Lutheran Church	Manassas	VA	20112-4023	2021	165	15	55	113
30166	St Nicholas Lutheran Church	Huntingtown	MD	20639-9215	2024	123	177	63	111
02646	Luther Place Memorial Church	Washington	DC	20005-3615	2024	256	20	62	100
16111	Peace Lutheran Church	Saint Charles	MD	20602-2880	2024	171	73	52	96

Baptized Members, Average Attendance (online and on-site), and Active Participants

8G - Metropolitan Washington, D.C.

CongID	Congregation Name	City	State	ZIP	Data Year	Baptized Members	Average Online Attendance	Average On-site Attendance	Active Participants
02644	Hope Lutheran Church	College Park	MD	20740-3103	2023	101	14	32	90
02647	Our Redeemer Lutheran Church	Washington	DC	20017-3134	2018	82	0	0	90
07150	Grace Lutheran Church	Fort Washington	MD	20744-4017	2024	60	10	35	79
10495	Living Faith Lutheran Church	Rockville	MD	20851-1700	2024	70	10	33	79
02653	St John's Evangelical Lutheran Church	Rockville	MD	20853-2842	2024	130	49	43	75
10344	St Luke's Lutheran Church	Derwood	MD	20855-0504	2024	71	0	31	72
10341	Lutheran Church Of The Covenant	Dale City	VA	22193-1616	2024	75	16	35	71
10259	Epiphany Lutheran Church	Alexandria	VA	22309-3329	2024	80	12	15	70
07421	All Saints Lutheran Church	Bowie	MD	20716-3823	2024	110	9	37	65
30403	Good Samaritan Lutheran Church	Lexington Park	MD	20653-4373	2023	81	5	44	65
10539	Grace Evangelical Lutheran Church	Washington	DC	20011-7012	2023	130	32	27	60
06024	Advent Lutheran Church	Arlington	VA	22202-2123	2024	96	106	32	57
06043	Nativity Lutheran Church	Alexandria	VA	22308-1601	2024	100	9	35	54
10540	St Matthew Lutheran Church	Washington	DC	20024-3735	2023	53	4	23	53
10294	Christ Evangelical Lutheran Church	Bethesda	MD	20827-0904	2017	70	0	0	52
30444	Zion Lutheran Church	Lovettsville	VA	20180-2917	2024	131	0	28	48
02661	Epiphany Lutheran Church	Burtonsville	MD	20866-1727	2024	120	6	35	45
07459	Epiphany Lutheran Church	Dale City	VA	22193-4734	2023	162	70	28	37
02636	Abiding Presence Lutheran Church	Beltsville	MD	20705-2513	2024	84	12	23	35
10316	Hope Lutheran Church	Clinton	MD	20735-1556	2024	43	107	21	29
02643	Holy Comforter Lutheran Church	Washington	DC	20020-1441	2019	32	0	0	24
10453	Peace Lutheran Church	Hamilton	BM	HMPX	2024	30	12	16	21
02652	St John Lutheran Church	Riverdale	MD	20737-2142	2024	31	2	14	16

Baptized Members, Average Attendance (online and on-site), and Active Participants

8G - Metropolitan Washington, D.C.

CongID	Congregation Name	City	State	ZIP	Data Year	Baptized Members	Average Online Attendance	Average On-site Attendance	Active Participants
30445	Bethel Lutheran Church	Lovettsville	VA	20180-0307	2021	23	8	4	9
02641	Good Samaritan Lutheran Church	Lanham	MD	20706-2206	2023	122	5	25	0

Baptisms by Congregation

Baptisms

8G - Metropolitan Washington, D.C.

CongID	Congregation Name	City	State	ZIP	Data Year	Baptisms
07504	Lutheran Church Of The Abiding Presence	Burke	VA	22015-4016	2024	20
02662	Good Shepherd Lutheran Church	Gaithersburg	MD	20877-1502	2023	14
06033	Holy Trinity Lutheran Church	Leesburg	VA	20176-2506	2024	10
10257	Good Shepherd Lutheran Church	Alexandria	VA	22301-2032	2024	9
10266	Faith Lutheran Church	Arlington	VA	22201-1311	2024	9
10359	Lord Of Life Lutheran Church	Fairfax	VA	22032-2815	2024	8
06039	St Mark Lutheran Church	Springfield	VA	22150-3218	2024	7
10536	Emmanuel Lutheran Church	Vienna	VA	22181-5577	2024	7
31055	Oromo Evangelical Lutheran Church	Washington	DC	20011-7012	2024	7
06034	Bethel Lutheran Church	Manassas	VA	20110-4535	2024	6
02649	Reformation Lutheran Church	Washington	DC	20003-1036	2024	5
07651	Christ The King Lutheran Church	Great Falls	VA	22066-2416	2024	5
02637	Augustana Lutheran Church	Washington	DC	20009-6507	2024	4
02646	Luther Place Memorial Church	Washington	DC	20005-3615	2024	4
02659	Trinity Lutheran Church	North Bethesda	MD	20852-3202	2024	4
06036	Lutheran Church Of The Redeemer	McLean	VA	22101-4420	2024	4
02640	Georgetown Lutheran Church	Washington	DC	20007-2758	2024	3
06042	Holy Cross Lutheran Church	Herndon	VA	20170-3805	2024	3
07238	Good Shepherd Lutheran Church	Woodbridge	VA	22191-4102	2024	3
07647	Prince Of Peace Lutheran Church	Gaithersburg	MD	20878-2210	2024	3
16111	Peace Lutheran Church	Saint Charles	MD	20602-2880	2024	3
30241	Shepherd Of The Hills Lutheran Church	Haymarket	VA	20169-2481	2024	3
30444	Zion Lutheran Church	Lovettsville	VA	20180-2917	2024	3

Baptisms

8G - Metropolitan Washington, D.C.

CongID	Congregation Name	City	State	ZIP	Data Year	Baptisms
02638	Emmanuel Lutheran Church	Bethesda	MD	20817-1443	2024	2
02656	St Paul's Lutheran Church	Washington	DC	20008-2001	2024	2
06024	Advent Lutheran Church	Arlington	VA	22202-2123	2024	2
06043	Nativity Lutheran Church	Alexandria	VA	22308-1601	2024	2
07150	Grace Lutheran Church	Fort Washington	MD	20744-4017	2024	2
07349	St Matthew's Lutheran Church	Woodbridge	VA	22192-3378	2024	2
16120	St Andrew Lutheran Church	Centreville	VA	20120-1554	2024	2
20035	First Trinity Lutheran Church	Washington	DC	20001-2711	2024	2
10388	Bethlehem Lutheran Church	Fairfax	VA	22031-3123	2023	2
02636	Abiding Presence Lutheran Church	Beltsville	MD	20705-2513	2024	1
02653	St John's Evangelical Lutheran Church	Rockville	MD	20853-2842	2024	1
02654	St Luke Lutheran Church	Silver Spring	MD	20910-1654	2024	1
02658	St Stephen Lutheran Church	Silver Spring	MD	20914-4092	2024	1
06022	Peace Lutheran Church	Alexandria	VA	22312-1551	2024	1
06165	King Of Kings Lutheran Church	Fairfax	VA	22033-3200	2024	1
07194	St Michael's Truth Lutheran Church	Mitchellville	MD	20721-1905	2024	1
07312	Christ the Servant Lutheran Church	Gaithersburg	MD	20886-2188	2024	1
07394	Christ The Servant Lutheran Church	Reston	VA	20191-2811	2024	1
10265	Hope Lutheran Church	Annandale	VA	22003-5641	2024	1
10344	St Luke's Lutheran Church	Derwood	MD	20855-0504	2024	1
10516	Community Lutheran Church	Sterling	VA	20165-7222	2024	1
02644	Hope Lutheran Church	College Park	MD	20740-3103	2023	1
10539	Grace Evangelical Lutheran Church	Washington	DC	20011-7012	2023	1

Baptisms

8G - Metropolitan Washington, D.C.

CongID	Congregation Name	City	State	ZIP	Data Year	Baptisms
10540	St Matthew Lutheran Church	Washington	DC	20024-3735	2023	1
20034	Christ Lutheran Church	Washington	DC	20011-3847	2023	1
30403	Good Samaritan Lutheran Church	Lexington Park	MD	20653-4373	2023	1
02647	Our Redeemer Lutheran Church	Washington	DC	20017-3134	2018	1
02652	St John Lutheran Church	Riverdale	MD	20737-2142	2024	0
02661	Epiphany Lutheran Church	Burtonsville	MD	20866-1727	2024	0
06025	Resurrection Lutheran Church	Arlington	VA	22205-2034	2024	0
06028	Christ Lutheran Church	Fairfax	VA	22030-3047	2024	0
06032	New Jerusalem Lutheran Church	Lovettsville	VA	20180-2007	2024	0
07421	All Saints Lutheran Church	Bowie	MD	20716-3823	2024	0
10259	Epiphany Lutheran Church	Alexandria	VA	22309-3329	2024	0
10316	Hope Lutheran Church	Clinton	MD	20735-1556	2024	0
10341	Lutheran Church Of The Covenant	Dale City	VA	22193-1616	2024	0
10453	Peace Lutheran Church	Hamilton	BM	HMPX	2024	0
10495	Living Faith Lutheran Church	Rockville	MD	20851-1700	2024	0
30166	St Nicholas Lutheran Church	Huntingtown	MD	20639-9215	2024	0
02641	Good Samaritan Lutheran Church	Lanham	MD	20706-2206	2023	0
02660	Zion Evangelical Lutheran Church	Takoma Park	MD	20912-6907	2023	0
07459	Epiphany Lutheran Church	Dale City	VA	22193-4734	2023	0
10298	Grace Lutheran Church	Bowie	MD	20715-2609	2023	0
10362	Holy Trinity Lutheran Church	Falls Church	VA	22042-1826	2023	0
30445	Bethel Lutheran Church	Lovettsville	VA	20180-0307	2021	0
30987	River of Grace Lutheran Church	Manassas	VA	20112-4023	2021	0

Baptisms

8G - Metropolitan Washington, D.C.

CongID	Congregation Name	City	State	ZIP	Data Year	Baptisms
02643	Holy Comforter Lutheran Church	Washington	DC	20020-1441	2019	0
10294	Christ Evangelical Lutheran Church	Bethesda	MD	20827-0904	2017	0

Congregation Reports

**Evangelical Lutheran Church in America
Name and Address Summary Report as of December 31, 2024**

8G Metropolitan Washington, D.C., Synod, ELCA

Cong ID	Congregation Name	Lang Codes	Location Address	City, State	Ministers	Year Orgn	Bapt Mbrs	Conf Mbrs	Avg Atnd On-site	Avg Atnd Online
Conference: 01 District of Columbia										
10453	Peace	EN	154 South Rd	Paget, BM	David O. Trott	1965	30	25	16	12
02637	Augustana	EN SP	2100 New Hampshire Ave NW	Washington, DC	Lauren K. Muratore Connor D. Freeman	1918	339	317	82	20
20034 *	Christ	EN	5101 16th St NW	Washington, DC	Renata E. Eustis	1892	163	123	53	83
20035	First Trinity	EN	501 4th St NW	Washington, DC	Judith A. Vanosdol	1851	83	67	30	15
02640	Georgetown	EN	1556 Wisconsin Ave NW	Washington, DC	Brett M. Wilson	1769	209	166	58	8
10539 *	Grace Evangelical	EN	4300 16th St NW	Washington, DC		1876	130	120	27	32
02643 *	Holy Comforter	EN	3319 Alabama Ave SE	Washington, DC		1945	32	29	--	--
02646	Luther Place Memorial Church	EN SP	1226 Vermont Ave NW	Washington, DC	Karen L. Brau	1873	256	95	62	20
31055	Oromo Evangelical	OR EN	4300 16th St NW	Washington, DC	Kenassa T. Shobor	2013	119	119	45	0
02647 *	Our Redeemer	EN	1725 Michigan Ave NE	Washington, DC		1885	82	72	--	--
02649	Reformation	EN	212 E Capitol St NE	Washington, DC	Kevin O. Vandiver	1869	308	308	111	158
10540 *	St Matthew	EN	222 M St SW	Washington, DC		1894	53	53	23	4
02656	St Paul's	EN	4900 Connecticut Ave NW	Washington, DC	Andrea L. Walker	1843	546	363	100	35
Conference Totals:							2,350	1,857	607	387
Conference: 02 Fairfax										
07504	Lutheran Church Of The Abiding Presence	EN	6304 Lee Chapel Rd	Burke, VA	Meredith D. Keseley Kelsey E. Kresse	1978	653	448	272	60
07459 *	Epiphany	EN	13495 Keytone Rd	Dale City, VA		1977	162	155	28	70
10341	Lutheran Church Of The Covenant	EN	15008 Cloverdale Rd	Dale City, VA	Grace M. Casola	1968	75	72	35	16
10388 *	Bethlehem	EN	8922 Little River Tpke	Fairfax, VA	Daniel E. Roschke	1962	204	185	51	62
06028	Christ	EN	3810 Meredith Dr	Fairfax, VA	Elijah Mwitanti	1953	179	150	40	10
10359	Lord Of Life	EN	5114 Twinbrook Rd	Fairfax, VA	Lanny D. Westphal Shannon K. Anderson	1970	709	540	171	62
30241	Shepherd Of The Hills	EN	4090 Sudley Rd	Haymarket, VA	Darcy F. Percy	1997	502	404	175	85
06034	Bethel	EN	8712 Plantation Ln	Manassas, VA	Kathryn L. Pocalyko	1889	470	359	96	14
30987 *	River of Grace	EN	15012 Dumfries Rd	Manassas, VA		2015	165	114	55	15
06039	St Mark	EN SP	5800 Backlick Rd	Springfield, VA	Albert W. Triolo	1953	423	284	140	50
07238	Good Shepherd	EN	15695 Blackburn Rd	Woodbridge, VA	Mark D. Edwards	1968	196	165	61	45
07349	St Matthew's	EN	12351 All Saints Pl	Woodbridge, VA	Stephen J. Bohannon Kirsten J. Laderach	1973	503	476	125	30
Conference Totals:							4,241	3,352	1,249	519

Code Key:

* = 2024 data not available as of report run date

**Evangelical Lutheran Church in America
Name and Address Summary Report as of December 31, 2024**

8G Metropolitan Washington, D.C., Synod, ELCA

Cong ID	Congregation Name	Lang Codes	Location Address	City, State	Ministers	Year Orgn	Bapt Mbrs	Conf Mbrs	Avg Atnd On-site	Avg Atnd Online
Conference: 03 Maryland										
02636	Abiding Presence	EN KO	10774 Rhode Island Ave	Beltsville, MD	Jongkil Na	1959	84	84	23	12
07421	All Saints	EN	16510 Mount Oak Rd	Bowie, MD	Lura N. Groen Amanda C. Nesvold	1973	110	103	37	9
10298 *	Grace	EN	2503 Belair Dr	Bowie, MD	Wendy S. Deeben	1963	164	164	20	4
10316	Hope	EN	6201 Coventry Way	Clinton, MD	Eric B. Faret Susanne C. Blume	1966	43	43	21	107
02644 *	Hope	EN	4201 Guilford Dr	College Park, MD	Raymond D. Ranker Julie R. Bringman	1952	101	82	32	14
07150	Grace	EN	10928 Indian Head Hwy	Fort Washington, MD	Rebecca J. Vargas	1966	60	50	35	10
30166	St Nicholas	EN	1450 Plum Point Rd	Huntingtown, MD	Kenneth D. Taylor	1992	123	109	63	177
02641 *	Good Samaritan	EN	10110 Greenbelt Rd	Lanham, MD	Gloria M. Cline-Smythe	1961	122	10	25	5
30403 *	Good Samaritan	EN	20850 Langley Rd	Lexington Park, MD	Kirstin A. Tannas Troy A. Jacobson	1998	81	72	44	5
07194	St Michael's Truth	EN SA	700 Saint Michaels Dr	Mitchellville, MD	Emmanuel F. Grantson	1968	165	90	64	12
02652	St John	EN	5820 Riverdale Rd	Riverdale, MD		1922	31	31	14	2
16111	Peace	EN	401 Smallwood Dr	Saint Charles, MD	Eric T. Randolph	1978	171	169	52	73
02660 *	Zion Evangelical	EN CL	7410 New Hampshire Ave	Takoma Park, MD	Frank E. Smart	1867	243	243	99	10
Conference Totals:							1,498	1,250	529	440
Conference: 04 Montgomery										
10294 *	Christ Evangelical	EN	Call For Worship Location	Bethesda, MD		1935	70	66	--	--
02638	Emmanuel	EN	7730 Bradley Blvd	Bethesda, MD	Derek W. Solberg	1961	994	994	87	65
02661	Epiphany	EN	14411 Old Columbia Pike	Burtonsville, MD	David A. Slagle Peck	1964	120	90	35	6
10344	St Luke's	EN	17740 Muncaster Rd	Derwood, MD	David A. Newman	1901	71	66	31	0
07312	Christ the Servant	EN	9801 Centerway Rd	Gaithersburg, MD	Kari L. Parsons	1974	89	81	25	15
02662 *	Good Shepherd	EN	16420 S Westland Dr	Gaithersburg, MD	David A. Sonnenberg	1965	1,029	675	287	410
07647	Prince Of Peace	EN	11900 Darnestown Rd	Gaithersburg, MD	Steven A. Buechler	1982	550	405	61	87
02659	Trinity	EN	11200 Old Georgetown Rd	North Bethesda, MD	Pauline Farrington	1956	214	171	57	69
10495	Living Faith	EN	1605 Veirs Mill Rd	Rockville, MD	Samantha N. DiBiaso	1952	70	65	33	10
02653	St John's Evangelical	EN	4629 Aspen Hill Rd	Rockville, MD	Travis E. Kern	1957	130	107	43	49
02654	St Luke	EN SP	9100 Colesville Rd	Silver Spring, MD	Connie A. Miller Kyle H. Warfield	1940	1,413	1,240	155	4,030
02658	St Stephen	EN SA SP GE	11612 New Hampshire Ave	Silver Spring, MD	Betty E. Landis	1958	154	138	53	12
Conference Totals:							4,904	4,098	867	4,753

Code Key:

* = 2024 data not available as of report run date

**Evangelical Lutheran Church in America
Name and Address Summary Report as of December 31, 2024**

8G Metropolitan Washington, D.C., Synod, ELCA

Cong ID	Congregation Name	Lang Codes	Location Address	City, State	Ministers	Year Orgn	Bapt Mbrs	Conf Mbrs	Avg Atnd On-site	Avg Atnd Online
Conference: 05 Potomac										
10259	Epiphany	EN	5521 Old Mill Rd	Alexandria, VA	David A. Yocis	1961	80	62	15	12
10257	Good Shepherd	EN	100 W Luray Ave	Alexandria, VA	Cathryn L. Costa	1936	295	241	115	40
06043	Nativity	EN	1300 Collingwood Rd	Alexandria, VA	Andrew D. Parrish	1965	100	87	35	9
06022	Peace	EN	6362 Lincolnia Rd	Alexandria, VA	Douglas A. Ryniewicz Krista T. Vingelis	1957	318	318	90	70
10265	Hope	EN SP	4604 Ravensworth Rd	Annandale, VA	Jeanette Surita- Vazquetelles	1957	119	78	42	0
06024	Advent	EN	2222 S Arlington Ridge Rd	Arlington, VA	Alexander P. Stall	1952	96	94	32	106
10266	Faith	EN	3313 Arlington Blvd	Arlington, VA	Christine J. Valenti	1933	338	225	85	20
06025	Resurrection	EN	6201 Washington Blvd	Arlington, VA	Harold L. Therwanger	1940	477	350	75	32
10362 *	Holy Trinity	EN	3022 Woodlawn Ave	Falls Church, VA	Michael D. Gutzler	1949	349	173	73	30
Conference Totals:							2,172	1,628	562	319
Conference: 06 Virginia										
16120	St Andrew	EN	14640 Soucy Pl	Centreville, VA	Thomas F. Montgomery	1979	447	371	132	59
06165	King Of Kings	EN	4025 Kings Way	Fairfax, VA	Garrett D. Wolf Alyssa K. Prinzivalli	1971	531	443	107	22
07651	Christ The King	EN	10550 Georgetown Pike	Great Falls, VA	Henry J. Langknecht	1982	372	317	55	15
06042	Holy Cross	EN	1090 Sterling Rd	Herndon, VA	Martin W. Eldred	1963	412	412	67	28
06033	Holy Trinity	EN	605 W Market St	Leesburg, VA	Kristin M. Hoyer	1965	495	323	93	0
30445 *	Bethel	EN	Tankerville Rd	Lovettsville, VA	George A. Armstrong	1999	23	20	4	8
06032	New Jerusalem	EN	12942 Lutheran Church Rd	Lovettsville, VA		1765	163	163	66	0
30444	Zion	EN	38011 Morrisonville Rd	Lovettsville, VA	George A. Armstrong	1999	131	4	28	0
06036	Lutheran Church Of The Redeemer	EN	1545 Chain Bridge Rd	McLean, VA	Sandra J. Kessinger Joshua A. Wullenweber	1956	1,284	1,011	246	16
07394	Christ The Servant	EN	2320 Hunters Woods Plz	Reston, VA	Kenneth M. Champagne	1975	151	145	44	8
10516	Community	EN	21014 Whitfield Pl	Sterling, VA		1970	370	321	118	30
10536	Emmanuel	EN	2589 Chain Bridge Rd	Vienna, VA	Anthony R. Prinsen Lydia L. Posselt	1956	842	696	135	241
Conference Totals:							5,221	4,226	1,095	427
Synod Totals:							20,386	16,411	4,909	6,845

Code Key:

* = 2024 data not available as of report run date

Evangelical Lutheran Church in America
 Name and Address Summary Report as of December 31, 2024

Language Codes:

Amharic [AM]	Cherokee [CK]	Finnish [FI]	Inupiat [IP]	Maban [MB]	Portuguese [PR]	Taiwanese [TI]
Anyuak [AN]	Creole [CL]	French [FR]	Japanese [JA]	Mandarin [MA]	Sign [SI]	Tamil [TM]
Arabic [AB]	Czech [CZ]	German [GE]	Kiswahil [KI]	Navajo [NV]	Slovak [SL]	Telugu [TE]
Batak [BA]	Danish [DA]	Haitian [HA]	Korean [KO]	Norwegian [NO]	Spanish [SP]	Thai [TH]
Burmese [BU]	Dinka [DI]	Hmong [HM]	Lakotah [LK]	Nuer [NU]	Swahili [SA]	Tigrinya [TG]
Cambodian [CA]	English [EN]	Hungarian [HG]	Lao [LS]	Oromo [OR]	Swedish [SW]	Ukrainian [UK]
Cantonese [CH]	Estonian [ES]	Indonesian [ID]	Latvian [LA]	Paiute [PT]	Tagalog [TA]	Urdu [UR]
						Vietnamese [VI]

Evangelical Lutheran Church in America
Form A - Congregation Finances as of December 31, 2024

8G Metropolitan Washington, D.C., Synod, ELCA

Cong ID	Congregation Name and City	Regular Giving	Total Receipts	Total Assets	Total Indebtedness	Current Operating Expenses	Mission Support	Non-Mission Support	Total Disbursements
Conference: 01 District of Columbia									
10453	Peace, Paget	135,563	179,381	22,821	20,919	190,250	0	1,000	191,250
02637	Augustana, Washington	630,323	853,169	3,299,169	125,204	671,007	20,860	22,777	830,961
20034 *	Christ, Washington	390,254	900,908	11,742,779	450,832	525,594	19,783	14,082	1,218,036
20035	First Trinity, Washington	218,906	252,024	12,195,664	0	569,548	22,500	40,750	642,798
02640	Georgetown, Washington	150,692	394,046	8,460,763	0	331,175	10,000	6,000	579,664
10539 *	Grace Evangelical, Washington	167,601	257,354	6,431,580	0	205,699	3,000	1,900	227,200
02643 *	Holy Comforter, Washington	30,441	32,679	0	0	54,227	1,000	800	56,027
02646	Luther Place Memorial Church, Washington	377,300	955,648	20,907,102	62,215	786,066	19,800	73,011	1,113,225
31055	Oromo Evangelical, Washington	32,462	32,462	0	0	67,753	0	0	67,753
02647 *	Our Redeemer, Washington	49,393	156,069	0	0	238,352	2,400	0	240,752
02649	Reformation, Washington	502,197	1,089,275	15,586,787	397,684	772,387	35,309	92,525	1,111,025
10540 *	St Matthew, Washington	147,500	297,350	8,650,000	404,722	320,912	3,000	0	373,912
02656	St Paul's, Washington	353,747	777,725	13,728,735	12,982	817,271	37,414	0	854,685
	Conference Totals	\$3,186,379	\$6,178,090	\$101,025,400	\$1,474,558	\$5,550,241	\$175,066	\$252,845	\$7,507,288
Conference: 02 Fairfax									
07504	Lutheran Church Of The Abiding Presence, Burke	1,004,180	1,164,804	3,421,084	134,476	930,190	78,485	0	1,164,804
07459 *	Epiphany, Dale City	64,967	113,310	762,861	198,000	87,479	0	0	122,679
10341	Lutheran Church Of The Covenant, Dale City	204,811	343,275	3,825,605	145,775	236,947	13,500	12,831	299,465
10388 *	Bethlehem, Fairfax	274,194	274,194	0	0	362,340	0	0	362,340
06028	Christ, Fairfax	292,591	316,883	7,418,062	66,991	374,044	0	7,218	391,383
10359	Lord Of Life, Fairfax	1,228,705	1,648,737	10,184,641	0	1,339,267	36,000	23,486	5,950,971
30241	Shepherd Of The Hills, Haymarket	772,313	840,775	6,481,725	2,010,105	480,985	31,403	46,219	819,544
06034	Bethel, Manassas	407,768	496,519	3,359,677	0	462,110	1,000	4,467	475,677
30987 *	River of Grace, Manassas	176,842	287,450	534,000	360,650	208,006	400	0	258,714
06039	St Mark, Springfield	642,141	1,100,848	0	0	680,231	0	41,066	1,109,481
07238	Good Shepherd, Woodbridge	279,171	279,171	0	0	252,616	10,714	0	263,330
07349	St Matthew's, Woodbridge	716,709	812,540	3,340,862	0	461,611	76,500	59,846	721,054
	Conference Totals	\$6,064,392	\$7,678,506	\$39,328,517	\$2,915,997	\$5,875,826	\$248,002	\$195,133	\$11,939,442
Conference: 03 Maryland									
02636	Abiding Presence, Beltsville	95,570	95,570	750,000	0	79,167	3,598	0	82,765
07421	All Saints, Bowie	239,614	320,479	4,407,761	150,242	237,793	4,376	18,781	301,553
10298 *	Grace, Bowie	86,186	163,764	72,311	0	143,727	0	3,814	188,309
10316	Hope, Clinton	126,542	177,149	1,396,827	0	161,050	11,205	6,950	179,205
02644 *	Hope, College Park	152,080	242,524	213,273	191,753	189,092	21,500	11,504	243,199

Evangelical Lutheran Church in America
Form A - Congregation Finances as of December 31, 2024

8G Metropolitan Washington, D.C., Synod, ELCA

Cong ID	Congregation Name and City	Regular Giving	Total Receipts	Total Assets	Total Indebtedness	Current Operating Expenses	Mission Support	Non-Mission Support	Total Disbursements
07150	Grace, Fort Washington	204,387	222,404	2,359,903	0	173,783	6,000	9,843	189,626
30166	St Nicholas, Huntingtown	403,656	503,836	3,755,605	1,009,543	329,297	8,000	74,629	523,105
02641 *	Good Samaritan, Lanham	4,000	34,000	4,000	0	30,000	0	0	30,000
30403 *	Good Samaritan, Lexington Park	218,689	281,292	1,597,965	665,476	225,456	6,420	0	284,820
07194	St Michael's Truth, Mitchellville	164,206	164,206	0	0	204,824	2,000	0	206,824
02652	St John, Riverdale	47,921	110,125	2,071,895	36,726	130,665	1,736	0	145,421
16111	Peace, Saint Charles	280,011	314,111	126,367	600,000	299,643	5,000	0	373,387
02660 *	Zion Evangelical, Takoma Park	73,307	225,482	0	0	195,336	0	0	195,336
	Conference Totals	\$2,096,169	\$2,854,942	\$16,755,907	\$2,653,740	\$2,399,833	\$69,835	\$125,521	\$2,943,550

Conference: 04 Montgomery

10294 *	Christ Evangelical, Bethesda	89,324	435,332	0	6,183,608	439,841	8,000	3,288	451,129
02638	Emmanuel, Bethesda	358,902	740,761	15,224,817	157,581	610,267	18,000	2,500	723,015
02661	Epiphany, Burtonsville	116,324	179,483	1,377,559	139,063	183,780	4,000	3,701	214,621
10344	St Luke's, Derwood	157,637	168,219	1,541,725	0	191,587	5,000	610	197,197
07312	Christ the Servant, Gaithersburg	198,139	232,045	2,704,416	0	200,184	5,289	7,076	212,844
02662 *	Good Shepherd, Gaithersburg	1,432,599	1,550,744	416,385	2,386,514	1,154,365	99,379	36,679	1,605,423
07647	Prince Of Peace, Gaithersburg	325,599	581,506	1,950,370	0	301,178	11,960	20,798	543,364
02659	Trinity, North Bethesda	281,410	476,139	7,268,904	0	399,674	27,000	283,329	766,781
10495	Living Faith, Rockville	173,032	422,828	1,409,404	0	284,620	5,000	1,000	290,620
02653	St John's Evangelical, Rockville	221,317	317,665	2,397,738	0	266,022	3,580	21,862	302,340
02654	St Luke, Silver Spring	702,467	1,878,206	9,065,020	0	1,601,109	109,455	150,685	2,201,838
02658	St Stephen, Silver Spring	273,006	342,825	2,741,846	185,039	245,956	14,460	7,409	309,050
	Conference Totals	\$4,329,756	\$7,325,753	\$46,098,184	\$9,051,805	\$5,878,583	\$311,123	\$538,937	\$7,818,222

Conference: 05 Potomac

10259	Epiphany, Alexandria	79,011	120,194	2,238,703	0	122,776	5,100	3,150	141,604
10257	Good Shepherd, Alexandria	441,119	517,773	2,349,498	0	466,759	50,653	56,818	585,895
06043	Nativity, Alexandria	218,630	255,605	2,473,141	219,857	224,979	4,000	13,237	332,359
06022	Peace, Alexandria	369,544	499,503	4,849,596	270,261	242,313	36,000	0	299,761
10265	Hope, Annandale	168,926	312,753	5,365,730	0	276,567	2,167	0	296,044
06024	Advent, Arlington	192,252	217,854	2,565,897	22,602	178,446	9,612	1,639	210,156
10266	Faith, Arlington	426,969	426,969	0	0	565,163	24,000	0	589,163
06025	Resurrection, Arlington	367,496	643,627	15,435,422	0	488,783	30,794	32,494	598,222
10362 *	Holy Trinity, Falls Church	489,997	590,901	3,534,786	182,503	486,785	23,000	19,940	577,647
	Conference Totals	\$2,753,944	\$3,585,179	\$38,812,773	\$695,223	\$3,052,571	\$185,326	\$127,278	\$3,630,851

**Evangelical Lutheran Church in America
Form A - Congregation Finances as of December 31, 2024**

8G Metropolitan Washington, D.C., Synod, ELCA

Cong ID	Congregation Name and City	Regular Giving	Total Receipts	Total Assets	Total Indebtedness	Current Operating Expenses	Mission Support	Non-Mission Support	Total Disbursements
Conference: 06 Virginia									
16120	St Andrew, Centreville	582,163	773,805	2,651,830	478,738	612,529	39,073	38,015	791,263
06165	King Of Kings, Fairfax	599,574	671,883	7,451,311	11,245,632	423,546	12,738	25,276	709,124
07651	Christ The King, Great Falls	360,651	465,292	3,855,692	116,030	433,982	16,700	41,362	532,140
06042	Holy Cross, Herndon	390,091	435,583	5,496,655	264,225	357,512	8,070	5,897	403,975
06033	Holy Trinity, Leesburg	376,655	550,732	6,519,742	915,899	449,279	250	4,237	508,929
30445*	Bethel, Lovettsville	30,517	31,542	167,182	0	27,250	200	830	29,780
06032	New Jerusalem, Lovettsville	156,756	249,477	4,031,260	0	172,867	6,222	32,789	238,532
30444	Zion, Lovettsville	79,657	104,851	532,656	0	94,377	2,000	8,554	104,931
06036	Lutheran Church Of The Redeemer, McLean	949,784	2,107,700	6,304,484	0	947,023	72,000	108,294	1,399,946
07394	Christ The Servant, Reston	216,504	260,220	742,612	0	264,865	7,500	7,000	279,365
10516	Community, Sterling	438,712	513,845	3,473,945	0	555,313	20,731	26,657	602,701
10536	Emmanuel, Vienna	1,210,022	1,524,353	8,296,218	1,028,512	1,075,752	19,992	65,744	1,369,018
	Conference Totals	\$5,391,086	\$7,689,283	\$49,523,587	\$14,049,036	\$5,414,295	\$205,476	\$364,655	\$6,969,704
	Synod Totals	\$23,821,726	\$35,311,753	\$291,544,368	\$30,840,359	\$28,171,349	\$1,194,828	\$1,604,369	\$40,809,057

8G Metropolitan Washington, D.C., Synod, ELCA

Summary of Membership Statistics Totals -- End of Year	2023	2024	Change	Percent
Congregations	71	71	0	0.00
Congregations - Organized	71	71	0	0.00
Congregations - Under Development	0	0	0	----
Congregations - Filed Form A	64	54	-10	-15.63
Baptized Members	21,391	20,386	-1,005	-4.70
Average Baptized Members per Congregation	301	287	-14	-4.70
Confirmed Members	16,453	16,411	-42	-0.26
Average Confirmed Members per Congregation	235	231	-4	-1.66

Analysis of Membership Gains and Losses

Baptized Members -- Received

By Baptism - Children Under Age 16	194	164	-30	-15.46
By Baptism - Adults Age 16 and Older	8	16	8	100.00
By Affirmation of Faith	366	381	15	4.10
By Transfer	169	125	-44	-26.04
From Other Sources and Stat Adjs	182	66	-116	-63.74
Baptized Members -- Total Received	919	752	-167	-18.17

Baptized Members -- Removed

By Death	170	163	-7	-4.12
By Transfer	169	176	7	4.14
For Other Reasons and Stat Adjs	1,125	1,551	426	37.87
Baptized Members -- Total Removed	1,464	1,890	426	29.10

Baptized Members Confirmed	111	135	24	21.62
Active Participants	17,246	17,262	16	0.09

Analysis of Attendance	2023	2024
Avg. # weeks congregations worshipped (on-site)	48	49
Avg. # weeks congregations worshipped (online)	41	45
Total avg. weekly worship attendance (on-site)	4,786	4,909
Total avg. weekly worship attendance (online)	6,650	6,845
Avg. att. per congregation (on-site)	70	72
Avg. att. per congregation (online)	107	110
Average att. as a percentage of baptized membership (on-site)	22.37	24.08
Average att. as a percentage of baptized membership (online)	31.09	33.58

8G Metropolitan Washington, D.C., Synod, ELCA

Summary of Financial Statistics		2023	2024	Change	Percent	Statistical Analysis	
Totals -- End of Year						Averages per Congregation Reporting	
Total Receipts		35,100,221	35,311,753	211,532	0.60	Total Receipts (/71)	497,348.63
Total Disbursements **		36,329,636	40,809,057	4,479,421	12.33	Total Disburse (/71)	574,775.45
Total Indebtedness on Dec 31		25,501,469	30,840,359	5,338,890	20.94	Total Indebtedness (/34)	907,069.38
Projected Mission Support		3,823,260	2,409,614	-1,413,646	-36.97		
Average Total Giving / Bapt Member		1318.60	1387.98	69.38	5.26	Percent Congs With No Debt	52.11
Average Total Giving / Conf Member		1714.35	1724.17	9.82	0.57		
Detail of Financial Statistics - Receipts							
Regular Giving		24,020,608	23,821,726	-198,882	-0.83		
Designated Giving		4,185,534	4,473,625	288,091	6.88		
Earned Income (any source)		4,145,333	3,729,789	-415,544	-10.02		
Grants (any source)		357,922	489,691	131,769	36.82		
All Other Receipts		2,390,824	2,796,922	406,098	16.99		
Detail of Financial Statistics - Disbursements				Percent of Total Disbursements			
Current Operating Expenses		27,435,437	28,171,349	735,912	2.68	Current Operating Expenses	69.03
Capital Improvements		3,422,463	3,186,828	-235,635	-6.88	Capital Improvements	7.81
Payments on Debts		2,195,841	6,302,449	4,106,608	187.02	Payments on Debts	15.44
Mission Support		1,234,064	1,194,828	-39,236	-3.18	Mission Support	2.93
Other Synod Benevolence		131,600	85,190	-46,410	-35.27	Other Synod Benevolence	0.21
Other CWO Benevolence		75,563	102,497	26,934	35.64	Other CWO Benevolence	0.25
Benevolence - Another Country		105,312	42,807	-62,505	-59.35	Benevolence - Another Country	0.10
Benevolence - Camps		63,100	50,138	-12,962	-20.54	Benevolence - Camps	0.12
Benevolence - Campus Ministry		2,220	9,910	7,690	346.40	Benevolence - Campus Ministry	0.02
Benevolence - Colleges		4,343	0	-4,343	-100.00	Benevolence - Colleges	0.00
Benevolence - Seminaries		8,063	6,880	-1,183	-14.67	Benevolence - Seminaries	0.02
Benevolence - Social Service		313,066	504,705	191,639	61.21	Benevolence - Social Service	1.24
Benevolence - Direct Recipient		873,470	802,242	-71,228	-8.15	Benevolence - Direct Recipient	1.97
Subtotal Non-Mission Supt Benev		1,576,737	1,604,369	27,632	1.75	Subtotal Non-Mission Supt Benev	3.93
Other Expenses & Realized Losses		465,094	349,234	-115,860	-24.91	Other Expenses & Realized Losses	0.86

** Total Disbursements may not equal the sum of the disbursements details reported due to previous data not being included in the detail listing.

8G Metropolitan Washington, D.C., Synod, ELCA

Congregations Reporting Ethnic Active Participants					Percent of Congregations Reporting Ethnic Active Participants	
	2023	2024	Change	Percent		
African American/Black	53	56	3	5.66	African American/Black	78.87
African National/African Caribbean	36	38	2	5.56	African National/African Caribbean	53.52
American Indian/Alaska Native	7	7	0	0.00	American Indian/Alaska Native	9.86
Arab/Middle Eastern	19	19	0	0.00	Arab/Middle Eastern	26.76
Asian/Pacific Islander	43	47	4	9.30	Asian/Pacific Islander	66.20
Latino/Hispanic	45	46	1	2.22	Latino/Hispanic	64.79
Multiracial	44	48	4	9.09	Multiracial	67.61
White	67	65	-2	-2.99	White	91.55

Total Ethnic Active Participants					Percent Ethnic Active Participants	
	2023	2024	Change	Percent		
African American/Black	851	844	-7	-0.82	African American/Black	4.89
African National/African Caribbean	402	440	38	9.45	African National/African Caribbean	2.55
American Indian/Alaska Native	7	8	1	14.29	American Indian/Alaska Native	0.05
Arab/Middle Eastern	59	63	4	6.78	Arab/Middle Eastern	0.36
Asian/Pacific Islander	346	339	-7	-2.02	Asian/Pacific Islander	1.96
Latino/Hispanic	754	753	-1	-0.13	Latino/Hispanic	4.36
Multiracial	336	737	401	119.35	Multiracial	4.27
White	14,685	14,080	-605	-4.12	White	81.56

8G Metropolitan Washington, D.C., Synod, ELCA

(54 Congs Filed)

C31 Languages in which Liturgies are Regularly Conducted

Amharic	Estonian	Lao	Swahili	2
Anyuak	Finnish	Latvian	Swedish	
Arabic	French	Maban	Tagalog	
Batak	German	1	Mandarin	Taiwanese
Burmese	Haitian	Navajo	Tamil	
Cambodian	Hmong	Norwegian	Telugu	
Cantonese	Hungarian	Nuer	Thai	
Cherokee	Indonesian	Oromo	1	Tigrinya
Creole	1	Inupiat	Paiute	Ukrainian
Czech	Japanese	Portuguese	Urdu	
Danish	Kiswahili	Sign	Vietnamese	
Dinka	Korean	1	Slovak	
English	71	Lakotah	Spanish	6

C32 Disability Assistance Provided

Wheelchair Accessibility	52
Braille Worship Materials	1
Large Print Worship Materials	44
Assistive Hearing Devices	16
Sign Language Interpreters	0
Mental Health Ministries	10
Ministry with People with Developmental Disabilities	12
Specialized Faith Formation for Children or Adults (ADHD, autism, dyslexia, etc.)	4
No Response to Any	10

Evangelical Lutheran Church in America
Summary of Congregations That Did Not File 2024 Report Form A

8G Metropolitan Washington, D.C., Synod, ELCA

Last Year Filed	Cong ID	Cong Status	Baptized Members	Congregation Name	City, State	Minister	Phone
2017	10294	Org	70	Christ Evangelical	Bethesda, MD		(301)652-5160
2018	02647	Org	82	Our Redeemer	Washington, DC		(202)526-0204
2019	02643	Org	32	Holy Comforter	Washington, DC		(202)584-1597
2021	30445	Org	23	Bethel	Lovettsville, VA	George A. Armstrong	(540)668-7095
2021	30987	Org	165	River of Grace	Manassas, VA		(703)680-1058
2023	02641	Org	122	Good Samaritan	Lanham, MD	Gloria M. Cline-Smythe	(301)794-7300
2023	02644	Org	101	Hope	College Park, MD	Raymond D. Ranker	(301)927-5508
2023	02660	Org	243	Zion Evangelical	Takoma Park, MD	Frank E. Smart	(301)434-0444
2023	02662	Org	1,029	Good Shepherd	Gaithersburg, MD	David A. Sonnenberg	(301)869-1780
2023	07459	Org	162	Epiphany	Dale City, VA		(703)590-4949
2023	10298	Org	164	Grace	Bowie, MD	Wendy S. Deeben	(301)262-7625
2023	10362	Org	349	Holy Trinity	Falls Church, VA	Michael D. Gutzler	(703)532-6617
2023	10388	Org	204	Bethlehem	Fairfax, VA	Daniel E. Roschke	(703)978-3131
2023	10539	Org	130	Grace Evangelical	Washington, DC		(202)829-9400
2023	10540	Org	53	St Matthew	Washington, DC		(202)800-4600
2023	20034	Org	163	Christ	Washington, DC	Renata E. Eustis	(202)829-6727
2023	30403	Org	81	Good Samaritan	Lexington Park, MD	Kirstin A. Tannas	(301)863-4740

Synod Total: 17 Congregation(s)