

2024

Synod Data Toolkit

Northwestern Pennsylvania
Synod (8A)

Office of the Secretary
December 2025



Evangelical
Lutheran Church
in America

This page intentionally left blank.

Table of Contents

03

Synod Summary

05

Synod Trend Tables & Charts

18

Baptized Members, Average Attendance, and Active Participants

23

Baptisms by Congregation

28

Congregation Reports

Summary of Membership, Participation, and Attendance

8A - Northwestern Pennsylvania

Baptized membership has declined 21% over the past eight years, changing from 19,115 in 2017 to 15,038 in 2024. Over this same time period, the overall ELCA baptized membership decreased 23%.

Since 2017, **active participation** has shrunk 28%, moving from 7,526 to 5,409 with a drop of 201 in the most recent year. When looking at participation changes between 2020 and 2024 there was a 14% decrease. Since 2017, active participation in the ELCA overall has decreased by 38% (approximately 5% per year). Since 2020, active participation has decreased at a slightly slower rate of 16% (approximately 4% per year).

In-person worship attendance has declined 48% from 3,959 in 2017 to 2,044 in 2024. Some of this decline is made up by attenders worshiping online (1,088 in 2024). It is important to note that beginning in 2020, congregations were asked specifically about their in-person and online worship attendance separately. In-person worship attendance has increased 64% since 2020 from 1,246 to 2,044 in 2024. Since 2020, the overall ELCA in-person worship attendance increased 30% from 404,611 to 525,792 in 2024.

Summary of Finances

8A - Northwestern Pennsylvania

Regular giving has decreased by 16% since 2017, moving from \$6,641,399 in 2017 to \$5,596,989 in 2024. Over this period, inflation was 28%. Since 2020, regular giving has decreased by 7% in the synod and decreased by 2.5% in the ELCA overall; inflation was 21% during this time period.

Mission support has decreased 16% since 2017, from \$757,865 to \$633,233 in 2024. The ELCA overall experienced a 12% decline over the same period. Since 2020, mission support has decreased by 7% in the synod and decreased by 7% in the ELCA overall.

Operating expenses have decreased by 5%, standing at \$6,387,283 in 2024 compared to \$6,757,450 in 2017. They have increased by 4% for the ELCA overall during this time. Since 2020, operating expenses have increased by 3% in the synod and increased 8% in the ELCA overall.

Synod Trend Tables and Charts

- Synod Trend Tables
- Synod Trend Charts
- Congregations by Size
- Growth & Decline Tables

Annual Congregation Report

Trends for 8A - Northwestern Pennsylvania

	2017	2018	2019	2020	2021	2022	2023	2024
Number of Organized Congregations	79	79	78	75	74	73	73	73
Baptized Membership	19,115	18,204	17,497	16,892	16,231	15,689	15,260	15,038
Members Received By:								
Baptism: Children	141	137	119	102	112	106	95	89
Baptism: Adults	21	15	14	9	11	11	13	14
Affirmation of Faith	114	102	78	60	55	59	62	89
Transfer	90	139	100	95	83	72	94	80
Other and Statistical Adjustment	45	28	17	64	10	11	7	13
Members Removed By:								
Death	231	233	221	293	227	228	185	195
Transfer	71	58	86	90	63	47	90	45
Other and Statistical Adjustment	279	507	662	704	973	580	497	501
Baptized Members Confirmed	97	75	56	49	44	35	44	29
Confirmed Members	13,717	13,377	13,358	12,558	12,170	12,105	11,736	11,485
Active Participants	7,526	7,301	7,115	6,280	5,940	5,811	5,610	5,409
Average Attendance	3,959	3,799	3,629	Not collected	Not collected	Not collected	Not collected	Not collected
Average Attendance - On-site				1,246	1,393	1,811	2,104	2,044
Average Attendance - Online				2,671	1,870	1,092	943	1,088
Racial/Ethnic Composition of Active Participants								
African American/Black	47	38	46	44	44	45	43	38
African National/African Caribbean	35	32	72	72	73	72	72	72
American Indian/Alaska Native	6	8	5	6	6	4	3	3
Arab/Middle Eastern	2	4	7	6	8	5	4	5
Asian/Pacific Islander	9	8	8	8	7	8	12	15
Multi-Racial/Multi-Ethnic	34	29	34	29	27	27	18	23
Other	13	0	Omitted	Omitted	Omitted	Omitted	Omitted	Omitted
Hispanic/Latino	13	14	22	17	13	10	15	19
White	7,477	7,534	7,106	6,310	5,878	5,551	5,589	5,359

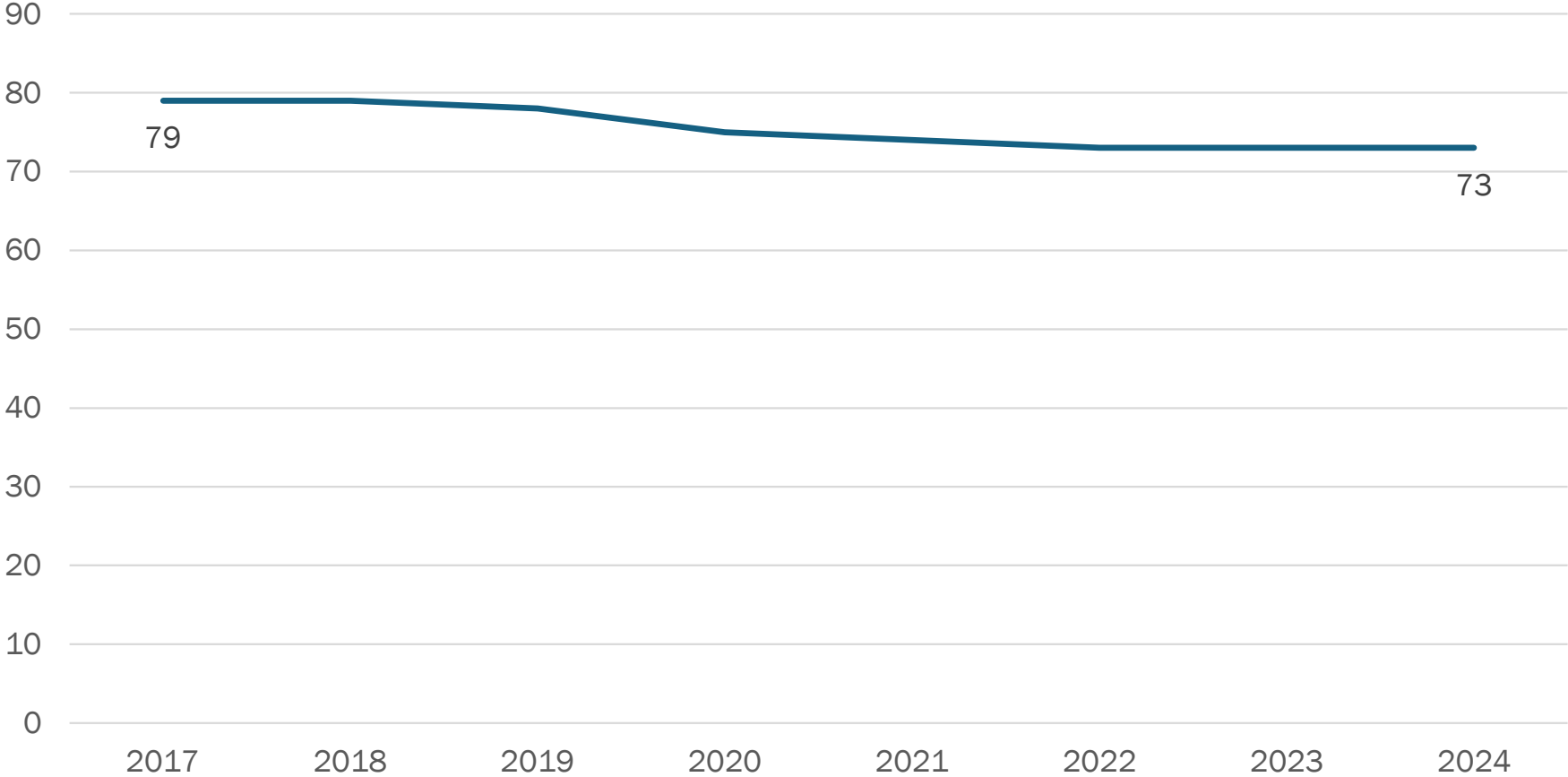
Annual Congregation Report

Trends for 8A - Northwestern Pennsylvania

	2017	2018	2019	2020	2021	2022	2023	2024
Regular Giving by Members	\$6,641,399	\$6,656,623	\$6,299,716	\$5,999,119	\$5,990,494	\$5,775,484	\$5,650,106	\$5,596,989
Designated Giving by Members	\$1,002,537	\$900,641	\$691,875	\$691,536	\$849,855	\$786,240	\$1,109,081	\$930,315
Earned Income (any source)	\$660,967	\$455,955	\$639,275	\$607,036	\$893,639	\$576,320	\$1,572,618	\$810,226
Grants & Partnership Support	\$179,482	\$132,121	\$329,866	\$429,753	\$525,203	\$405,973	\$285,700	\$261,747
Other Receipts	\$807,738	\$590,630	\$1,394,744	\$1,545,567	\$1,414,700	\$1,343,735	\$382,593	\$393,776
Total Receipts	\$9,292,123	\$8,735,970	\$9,355,476	\$9,273,011	\$9,673,891	\$8,887,752	\$9,000,098	\$7,993,053
Total Indebtedness	\$1,537,527	\$1,141,923	\$1,181,905	\$1,133,675	\$743,516	\$737,645	\$1,031,302	\$1,229,051
Intended Mission Support	\$675,021	\$661,063	\$606,245	\$595,310	\$609,416	\$569,086	\$651,664	\$584,034
Current Operating Expenses	\$6,757,450	\$6,740,305	\$6,494,365	\$6,179,110	\$6,091,124	\$6,094,634	\$6,179,214	\$6,387,283
Capital Improvements	\$796,848	\$633,544	\$522,373	\$384,582	\$461,636	\$317,708	\$792,890	\$593,515
Payments on Debt	\$230,973	\$209,221	\$128,821	\$139,547	\$149,984	\$110,301	\$95,193	\$95,193
Mission Support	\$757,865	\$683,128	\$654,827	\$683,840	\$650,297	\$633,308	\$688,033	\$633,233
as % of Total Disbursements	8.36	7.83	7.31	7.99	7.67	7.58	8.46	7.57
as % of Regular Giving	11.41	10.26	10.39	11.40	10.86	10.97	12.18	11.31
Other Benevolence sent directly:								
To the synod	\$157,330	\$85,397	\$73,534	\$65,771	\$83,648	\$68,848	\$54,327	\$55,241
To the churchwide organization	\$27,626	\$13,809	\$13,933	\$7,967	\$19,867	\$15,855	\$17,228	\$11,292
For activity in another country	\$13,342	\$24,920	\$21,346	\$28,581	\$22,076	\$30,132	\$18,389	\$2,539
To camps	\$9,431	\$13,815	\$12,213	\$11,803	\$10,508	\$10,383	\$11,549	\$15,301
To colleges	\$1,920	\$1,920	\$3,520	\$900	\$1,271	\$1,271	\$150	\$5,150
To seminaries	\$3,037	\$4,800	\$1,000	\$1,000	\$2,500	\$2,416	\$1,800	\$1,800
To social service organizations	\$68,564	\$59,616	\$59,362	\$63,181	\$55,688	\$83,366	\$76,512	\$66,145
To campus ministry	\$6,002	\$2,102	\$807	\$14,110	\$1,807	\$1,200	\$1,200	\$1,800
All other benevolence	\$161,412	\$167,252	\$160,348	\$148,941	\$136,560	\$119,265	\$117,692	\$157,551
Non-mission support benevolence	\$449,108	\$374,075	\$346,063	\$342,254	\$333,925	\$332,736	\$298,847	\$316,819
Other expenses	\$78,249	\$84,198	\$812,100	\$827,520	\$790,724	\$868,414	\$81,347	\$337,400
Sum of Disbursements	\$9,070,493	\$8,724,471	\$8,958,549	\$8,556,853	\$8,477,690	\$8,357,101	\$8,135,524	\$8,363,443

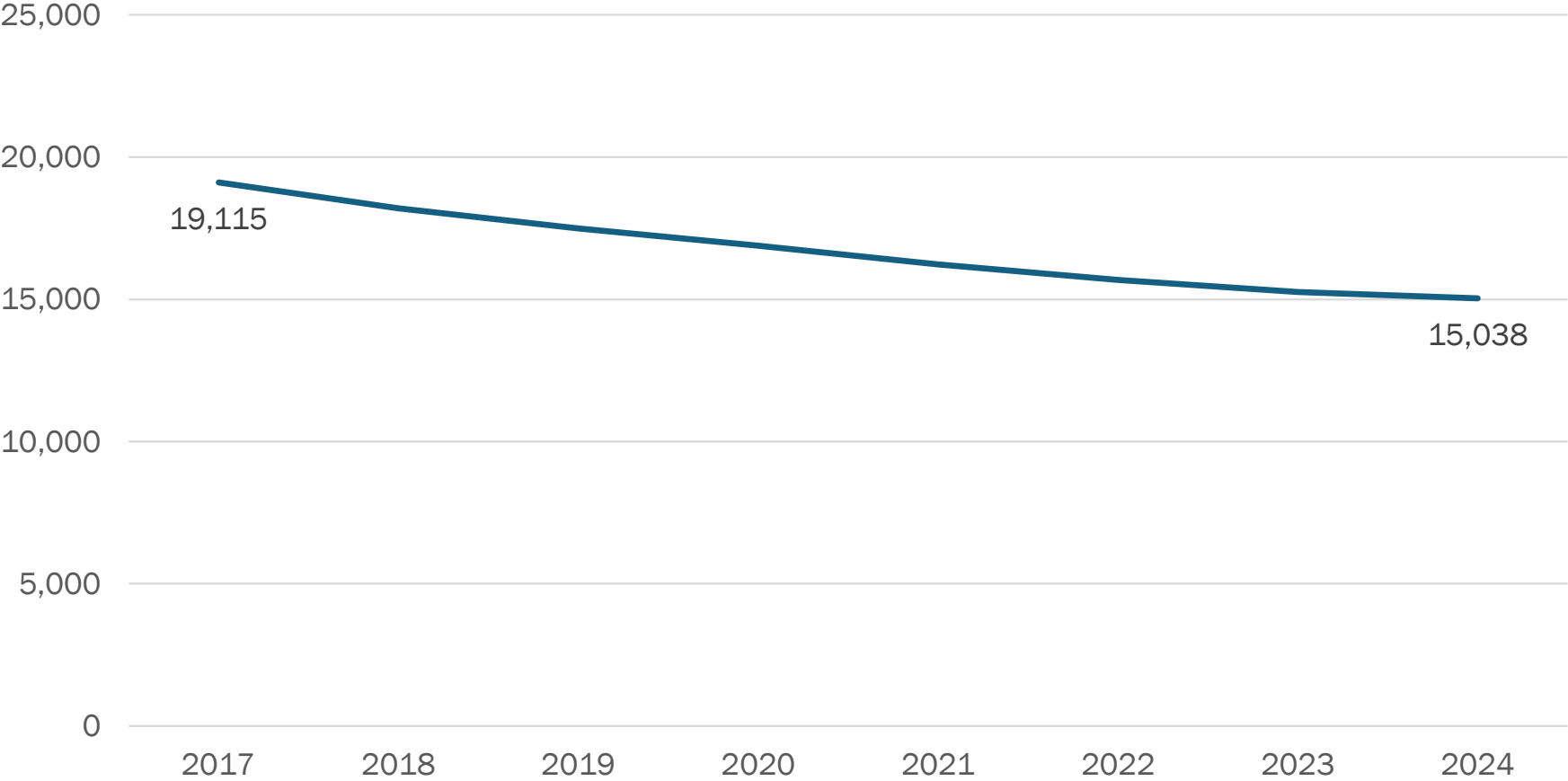
Number of Organized Congregations (2017-2024)

8A - Northwestern Pennsylvania



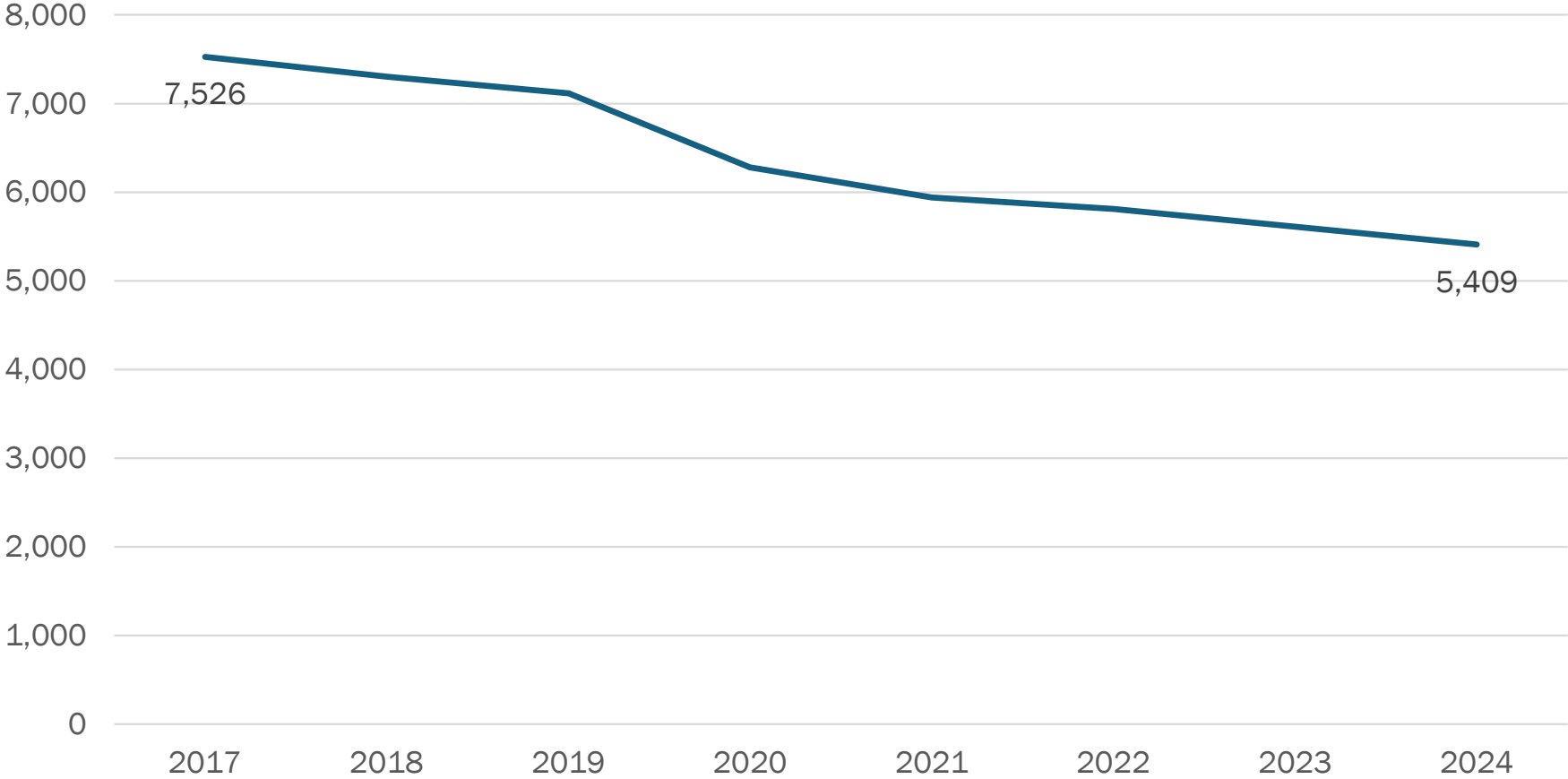
Baptized Membership (2017-2024)

8A - Northwestern Pennsylvania



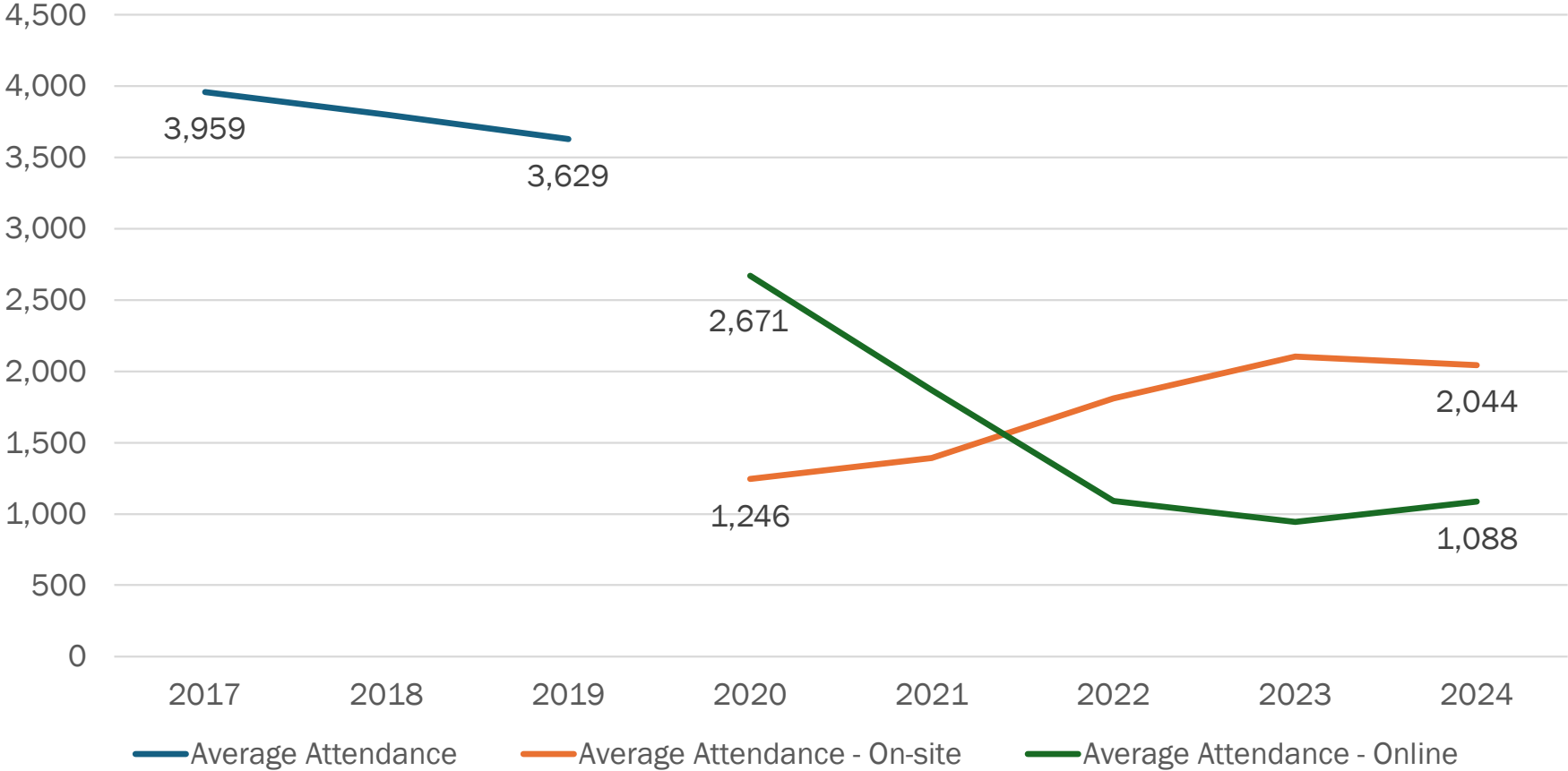
Active Participants (2017-2024)

8A - Northwestern Pennsylvania



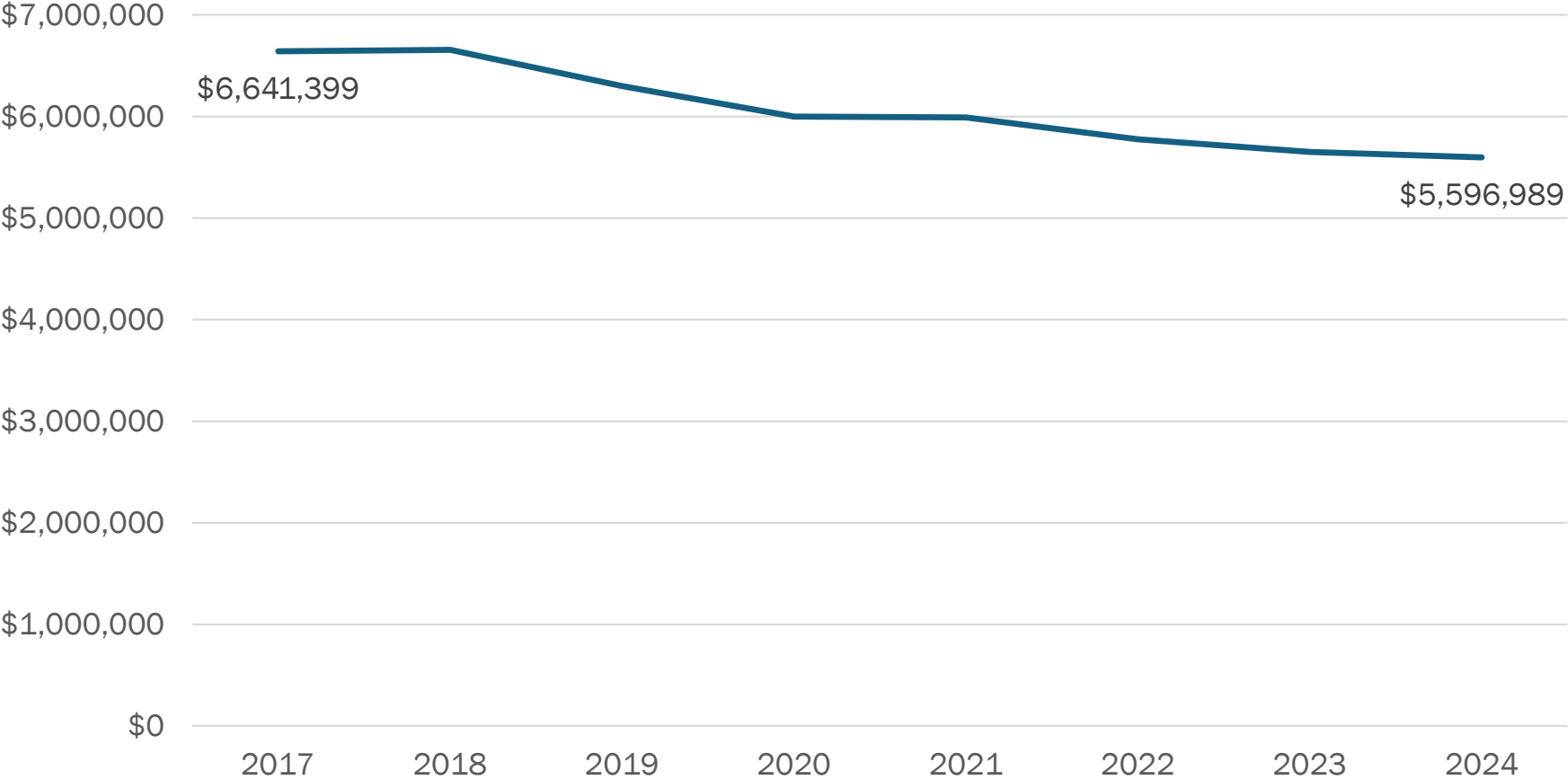
Worship Attendance (2017-2024)

8A - Northwestern Pennsylvania



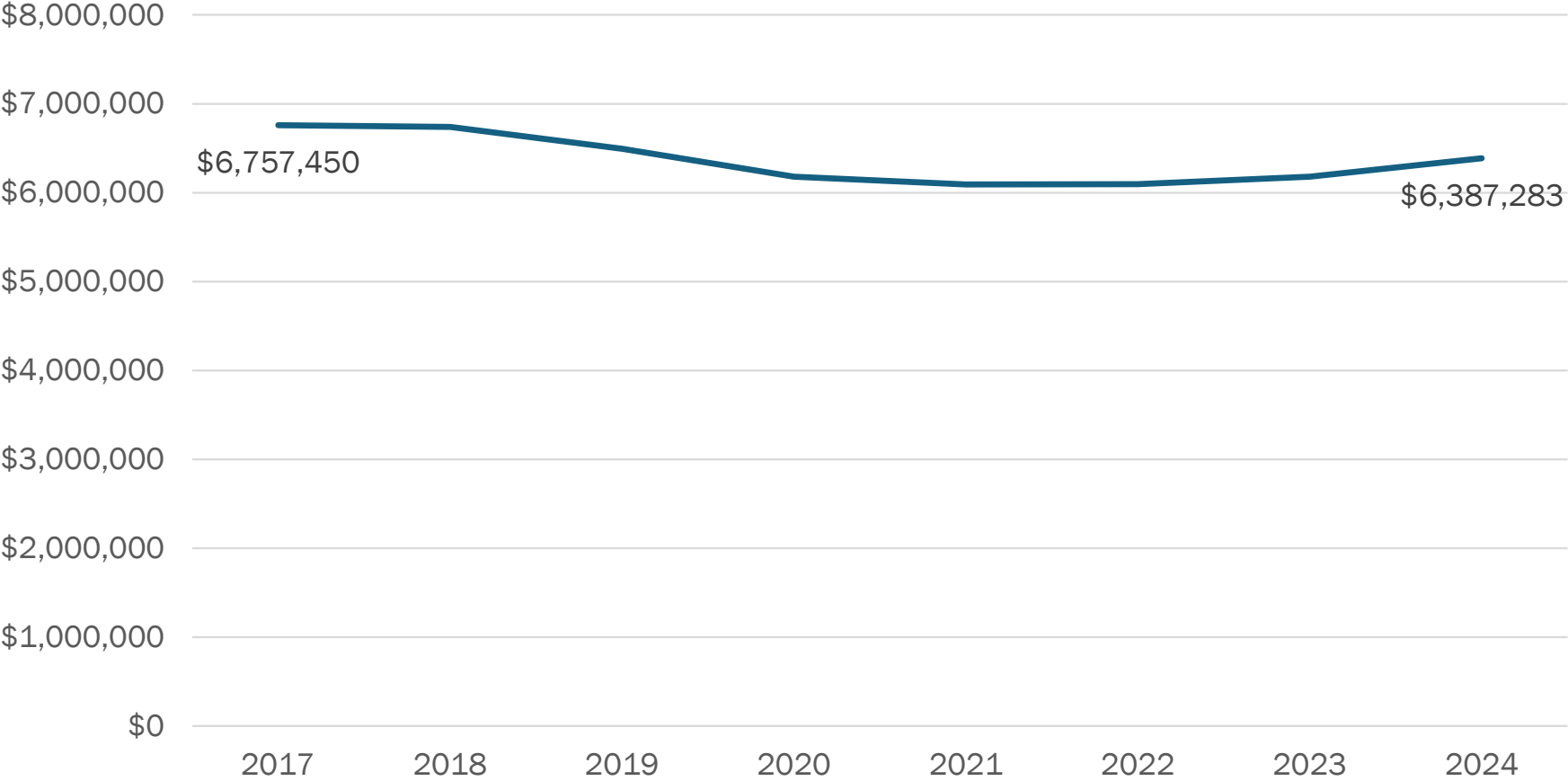
Regular Giving by Members (2017-2024)

8A - Northwestern Pennsylvania



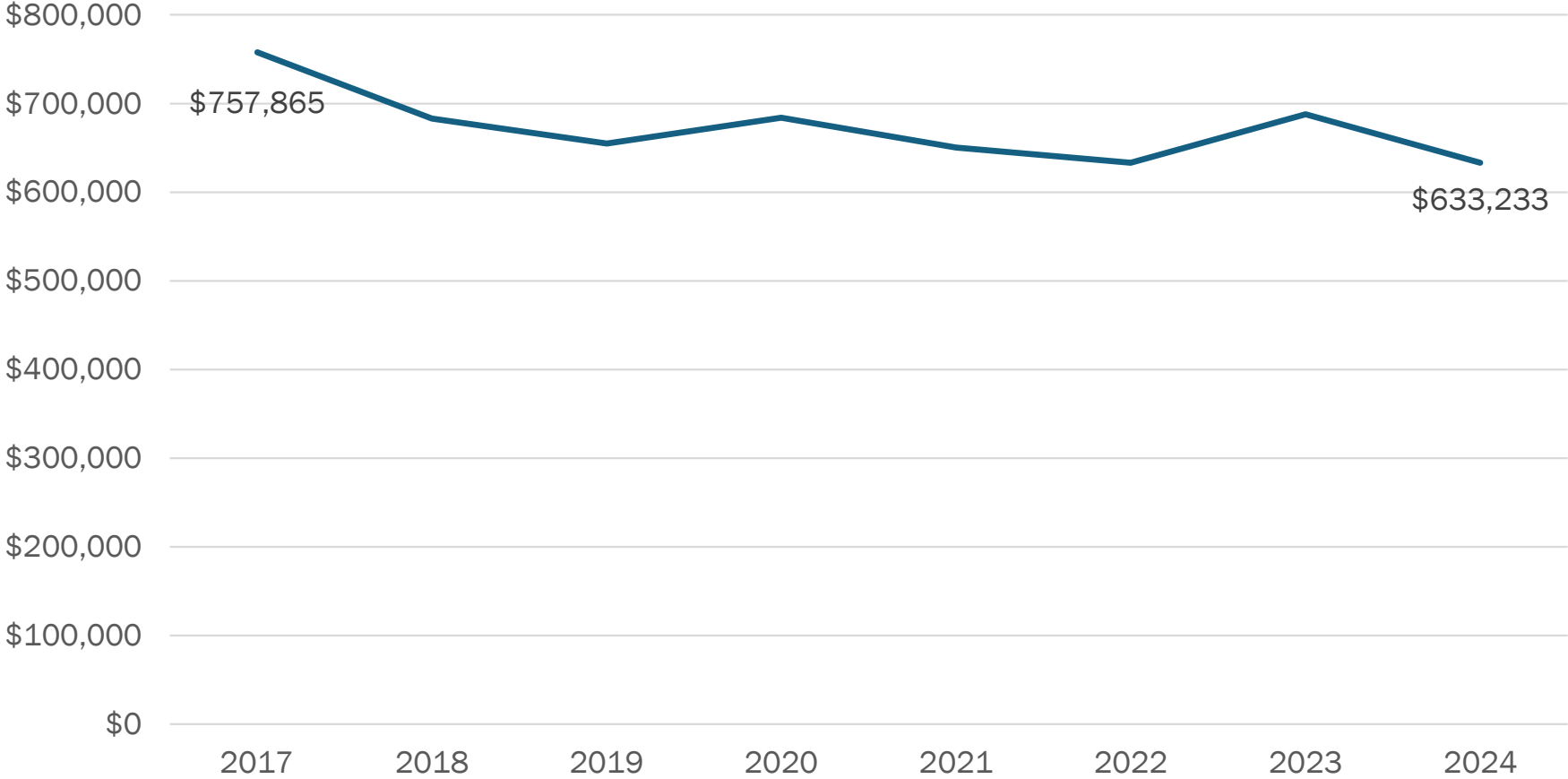
Current Operating Expenses (2017-2024)

8A - Northwestern Pennsylvania



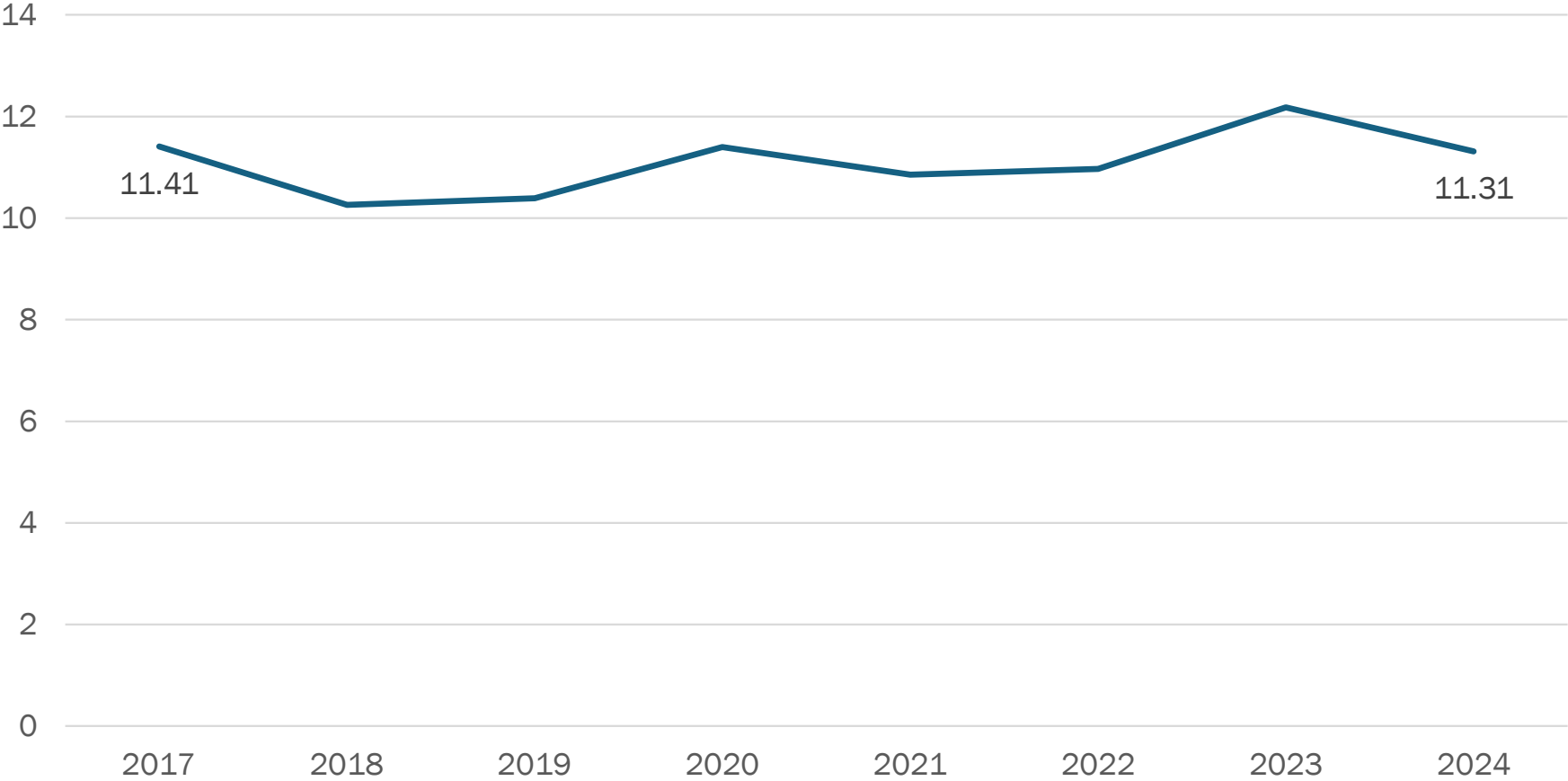
Mission Support (2017-2024)

8A - Northwestern Pennsylvania

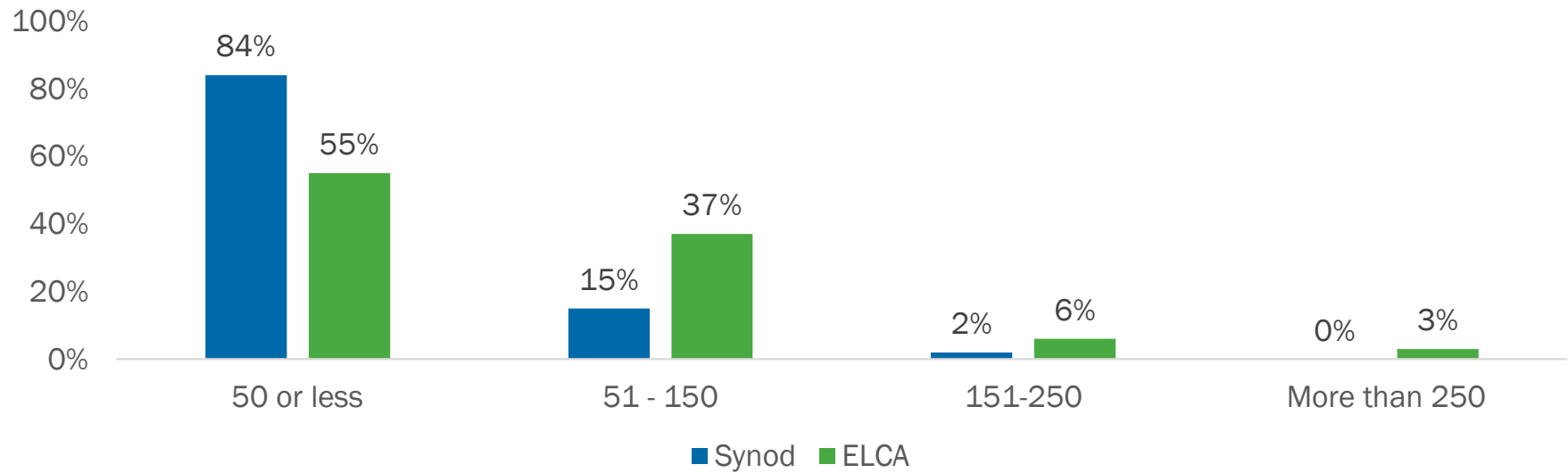


Mission Support as % of Regular Giving (2017-2024)

8A - Northwestern Pennsylvania



Congregations by Size (Average On-Site Worship Attendance) 8A - Northwestern Pennsylvania



Average On-Site Worship Attendance	Number of congregations (Synod)*	% of congregations (Synod)	Number of congregations (ELCA)*	% of congregations (ELCA)
50 or less	51	84%	4134	55%
51-150	9	15%	2787	37%
151-250	1	2%	430	6%
More than 250	0	0%	220	3%

*Submitted at least one Annual Congregation Report between 2020 and 2024.

Growth and Decline (2019-24)

8A - Northwestern Pennsylvania

Change in Baptized Membership	# of congregations* (Synod)	% of congregations (Synod)	# of congregations* (ELCA)	% of congregations (ELCA)
Decline greater than 25%	5	17%	1,450	28%
Decline between 5% - 25%	11	37%	1,504	29%
Stable (decline <5% - incline <5%)	11	37%	1,492	29%
Increase between 5% - 25%	3	10%	545	11%
Increase greater than 25%	0	0%	109	2%

Change in Active Participants	# of congregations* (Synod)	% of congregations (Synod)	# of congregations* (ELCA)	% of congregations (ELCA)
Decline greater than 25%	14	47%	2,298	45%
Decline between 5% - 25%	3	10%	1,133	22%
Stable (decline <5% - incline <5%)	6	20%	491	10%
Increase between 5% - 25%	3	10%	510	10%
Increase greater than 25%	4	13%	668	13%

Change in On-Site Worship Attendance	# of congregations* (Synod)	% of congregations (Synod)	# of congregations* (ELCA)	% of congregations (ELCA)
Decline greater than 25%	20	67%	2,740	54%
Decline between 5% - 25%	7	23%	1,590	31%
Stable (decline <5% - incline <5%)	1	3%	329	6%
Increase between 5% - 25%	2	7%	281	6%
Increase greater than 25%	0	0%	160	3%

*Only congregations that filed an Annual Congregation Report in 2019 and 2024 are included.

Baptized Members,
Average Attendance,
and Active
Participants

Baptized Members, Average Attendance (online and on-site), and Active Participants

8A - Northwestern Pennsylvania

CongID	Congregation Name	City	State	ZIP	Data Year	Baptized Members	Average Online Attendance	Average On-site Attendance	Active Participants
06281	Faith Lutheran Church	Erie	PA	16511-1427	2024	816	0	60	450
06277	St Paul Lutheran Church	Corry	PA	16407-1916	2013	865	0	0	400
06294	St Paul Lutheran Church	Erie	PA	16506-2658	2024	374	98	106	357
06286	Luther Memorial Lutheran Church	Erie	PA	16501-1411	2024	563	30	109	332
10447	Good Hope Lutheran Church	Oil City	PA	16301-3068	2024	299	26	56	312
06315	Tabor Evangelical Lutheran Church	Kane	PA	16735-1328	2024	470	0	98	263
06340	Holy Trinity Lutheran Church	Greenville	PA	16125-2071	2024	377	75	73	200
06324	First Lutheran Church	Warren	PA	16365-2338	2023	660	28	156	163
06285	Immanuel Lutheran Church	Erie	PA	16505-3441	2024	198	0	39	144
06284	Holy Trinity Lutheran Church	Erie	PA	16502-1608	2019	151	0	0	144
06301	Trinity Lutheran Church	Meadville	PA	16335-1744	2012	537	0	0	130
06307	Messiah Lutheran Church	Erie	PA	16510-1713	2024	137	28	57	111
06351	Holy Trinity Lutheran Church	Hermitage	PA	16148-3614	2024	364	0	52	100
06314	St John Lutheran Church	Johnsonburg	PA	15845-1513	2023	242	0	30	100
07186	Christ Lutheran Church	Sharon	PA	16146-3712	2024	250	0	42	98
06344	Salem Lutheran Church	Lamartine	PA	16375-0082	2024	162	0	46	89
06322	Bethany Lutheran Church	Sheffield	PA	16347-0824	2023	114	0	15	88
06338	St John Lutheran Church	Greenville	PA	16125-8428	2023	223	0	40	87
06342	St Paul Lutheran Church	Knox	PA	16232-0587	2023	450	0	50	85
06287	Mount Calvary Lutheran Church	Erie	PA	16508-2203	2024	550	11	33	77
30338	Lamb of God Lutheran Church	Erie	PA	16504-1762	2024	145	0	29	74
06312	Maria Lutheran Church	Dagus Mines	PA	15831-0136	2024	66	7	20	66
06310	Hessel Valley Lutheran Church	Chandlers Valley	PA	16312	2019	101	0	0	65

Baptized Members, Average Attendance (online and on-site), and Active Participants

8A - Northwestern Pennsylvania

CongID	Congregation Name	City	State	ZIP	Data Year	Baptized Members	Average Online Attendance	Average On-site Attendance	Active Participants
30251	Hope Evangelical Lutheran Church	Homer City	PA	15748-1521	2024	408	0	33	63
30579	Abiding Hope Lutheran Church	Erie	PA	16506-4548	2024	166	15	45	60
06292	St John Lutheran Church	Erie	PA	16502-2819	2024	573	19	26	58
06295	St Peter Lutheran Church	Erie	PA	16506-4762	2024	59	18	30	55
30252	New Life Lutheran Church	Marion Center	PA	15759-0219	2024	152	0	35	55
06289	Prince of Peace Lutheran Church	Erie	PA	16509-5753	2023	101	0	36	54
10528	Mount Zion Lutheran Church	Tionesta	PA	16353-6624	2024	149	0	20	50
06379	Mount Zion Lutheran Church	Smicksburg	PA	16256-4942	2022	92	0	22	50
10535	Faith Lutheran Church	Venus	PA	16364-0073	2022	369	0	32	50
06374	Trinity Lutheran Church	Reynoldsville	PA	15851-1240	2019	102	0	0	46
06365	Grove Chapel Lutheran Church	Indiana	PA	15701-7102	2024	157	0	19	45
06303	Twelve Apostles Lutheran Church	Saegertown	PA	16433-0640	2024	411	102	37	42
06298	St John Lutheran Church	Girard	PA	16417-9566	2023	204	0	30	40
06366	Zion Lutheran Church	Indiana	PA	15701-2736	2023	206	160	51	40
10508	Holy Trinity Lutheran Church	Shippenville	PA	16254-0007	2024	37	0	25	37
06330	St Paul's Lutheran Church	Coudersport	PA	16915-1546	2022	77	0	33	37
06302	St Peter's Lutheran Church	North East	PA	16428-0268	2024	250	2	19	36
06358	Grace Lutheran Church	Brookville	PA	15825-1164	2024	63	10	22	32
06308	St James Lutheran Church	Fairview	PA	16415-2054	2023	53	0	20	32
06371	Mount Zion Lutheran Church	Punxsutawney	PA	15767-2026	2023	66	0	12	31
06300	Trinity Lutheran Church	McKean	PA	16426	2024	58	0	23	30
06318	St Matthew's Evangelical Lutheran Church	Mount Jewett	PA	16740-0436	2024	111	0	23	30

Baptized Members, Average Attendance (online and on-site), and Active Participants

8A - Northwestern Pennsylvania

CongID	Congregation Name	City	State	ZIP	Data Year	Baptized Members	Average Online Attendance	Average On-site Attendance	Active Participants
06385	Hebron Lutheran Church	Avonmore	PA	15618-0589	2024	56	1	18	30
07535	St John Lutheran Church	Emporium	PA	15834	2005	115	0	0	28
06326	St Paul Lutheran Church	Warren	PA	16365-1626	2023	36	6	18	26
30371	Good Shepherd Lutheran Church of St Mary's	Emporium	PA	15834-1316	2005	101	0	0	26
06370	First English Lutheran Church	Punxsutawney	PA	15767-2026	2022	143	3	17	25
06377	Zion Lutheran Church	Mayport	PA	16240-2203	2024	109	2	24	24
06325	St John Lutheran Church	Warren	PA	16365-3350	2024	362	0	18	23
06380	Harmony Grove Lutheran Church	Creekside	PA	15732-8313	2023	233	0	23	23
06306	St Mark Lutheran Church	Waterford	PA	16441	2020	121	14	18	23
06331	St Paul Lutheran Church	Galeton	PA	16922-1313	2024	82	0	18	22
06369	Bethlehem Lutheran Church	Mayport	PA	16240-2408	2015	15	0	0	21
06332	Grace Lutheran Church	Clarion	PA	16214-1011	2024	380	400	20	20
06309	Emanuel Lutheran Church	Bradford	PA	16701-1515	2023	203	25	20	20
06319	Gethsemane Lutheran Church	Port Allegany	PA	16743-1204	2023	72	0	15	20
06362	Luther Chapel Lutheran Church	Coral	PA	15731-0253	2023	27	2	11	20
06317	Moriah Lutheran Church	Ludlow	PA	16333-0224	2024	31	0	10	19
06323	Trinity Lutheran Church	Smethport	PA	16749-0303	2024	25	0	0	18
06337	Grace Lutheran Church	Franklin	PA	16323-0325	2024	34	6	15	18
30476	New Jerusalem Lutheran Church	Erie	PA	16504-1916	2019	27	0	0	17
06348	Zion Lutheran Church	Oil City	PA	16301-2302	2024	87	0	14	15
06313	Berea Lutheran Church	Pittsfield	PA	16340-6742	2023	19	0	15	15
06316	Saron Lutheran Church	Youngsville	PA	16371-0182	2023	15	0	15	15

Baptized Members, Average Attendance (online and on-site), and Active Participants

8A - Northwestern Pennsylvania

CongID	Congregation Name	City	State	ZIP	Data Year	Baptized Members	Average Online Attendance	Average On-site Attendance	Active Participants
06403	Jerusalem Lutheran Church	New Bethlehem	PA	16242-6210	2022	86	0	15	15
06327	Nazareth Lutheran Church	Wilcox	PA	15870-0031	2024	50	0	12	13
06334	St John Lutheran Church	Emlenton	PA	16373-9704	2022	40	0	4	5
06320	Bethlehem Lutheran Church	Ridgway	PA	15853-2001	2022	133	0	0	0
06278	St Paul Lutheran Church	Cambridge Springs	PA	16403-2840	2020	419	0	0	0
06368	St Mark Lutheran Church	New Bethlehem	PA	16242-8316	2020	39	0	20	0

Baptisms by Congregation

Baptisms

8A - Northwestern Pennsylvania

CongID	Congregation Name	City	State	ZIP	Data Year	Baptisms
06315	Tabor Evangelical Lutheran Church	Kane	PA	16735-1328	2024	10
06277	St Paul Lutheran Church	Corry	PA	16407-1916	2013	10
06284	Holy Trinity Lutheran Church	Erie	PA	16502-1608	2019	9
06324	First Lutheran Church	Warren	PA	16365-2338	2023	6
06301	Trinity Lutheran Church	Meadville	PA	16335-1744	2012	6
06281	Faith Lutheran Church	Erie	PA	16511-1427	2024	5
06294	St Paul Lutheran Church	Erie	PA	16506-2658	2024	5
06302	St Peter's Lutheran Church	North East	PA	16428-0268	2024	5
06312	Maria Lutheran Church	Dagus Mines	PA	15831-0136	2024	4
06310	Hessel Valley Lutheran Church	Chandlers Valley	PA	16312	2019	4
06286	Luther Memorial Lutheran Church	Erie	PA	16501-1411	2024	3
06318	St Matthew's Evangelical Lutheran Church	Mount Jewett	PA	16740-0436	2024	3
06340	Holy Trinity Lutheran Church	Greenville	PA	16125-2071	2024	3
06344	Salem Lutheran Church	Lamartine	PA	16375-0082	2024	3
06292	St John Lutheran Church	Erie	PA	16502-2819	2024	2
10528	Mount Zion Lutheran Church	Tionesta	PA	16353-6624	2024	2
30338	Lamb of God Lutheran Church	Erie	PA	16504-1762	2024	2
06289	Prince of Peace Lutheran Church	Erie	PA	16509-5753	2023	2
06330	St Paul's Lutheran Church	Coudersport	PA	16915-1546	2022	2
07535	St John Lutheran Church	Emporium	PA	15834	2005	2
06287	Mount Calvary Lutheran Church	Erie	PA	16508-2203	2024	1
06307	Messiah Lutheran Church	Erie	PA	16510-1713	2024	1
06332	Grace Lutheran Church	Clarion	PA	16214-1011	2024	1

Baptisms

8A - Northwestern Pennsylvania

CongID	Congregation Name	City	State	ZIP	Data Year	Baptisms
06337	Grace Lutheran Church	Franklin	PA	16323-0325	2024	1
06365	Grove Chapel Lutheran Church	Indiana	PA	15701-7102	2024	1
10447	Good Hope Lutheran Church	Oil City	PA	16301-3068	2024	1
30251	Hope Evangelical Lutheran Church	Homer City	PA	15748-1521	2024	1
30579	Abiding Hope Lutheran Church	Erie	PA	16506-4548	2024	1
06298	St John Lutheran Church	Girard	PA	16417-9566	2023	1
06314	St John Lutheran Church	Johnsonburg	PA	15845-1513	2023	1
06319	Gethsemane Lutheran Church	Port Allegany	PA	16743-1204	2023	1
06338	St John Lutheran Church	Greenville	PA	16125-8428	2023	1
06366	Zion Lutheran Church	Indiana	PA	15701-2736	2023	1
06306	St Mark Lutheran Church	Waterford	PA	16441	2020	1
30371	Good Shepherd Lutheran Church of St Mary's	Emporium	PA	15834-1316	2005	1
06285	Immanuel Lutheran Church	Erie	PA	16505-3441	2024	0
06295	St Peter Lutheran Church	Erie	PA	16506-4762	2024	0
06300	Trinity Lutheran Church	McKean	PA	16426	2024	0
06303	Twelve Apostles Lutheran Church	Saegertown	PA	16433-0640	2024	0
06317	Moriah Lutheran Church	Ludlow	PA	16333-0224	2024	0
06323	Trinity Lutheran Church	Smethport	PA	16749-0303	2024	0
06325	St John Lutheran Church	Warren	PA	16365-3350	2024	0
06327	Nazareth Lutheran Church	Wilcox	PA	15870-0031	2024	0
06331	St Paul Lutheran Church	Galeton	PA	16922-1313	2024	0
06348	Zion Lutheran Church	Oil City	PA	16301-2302	2024	0
06351	Holy Trinity Lutheran Church	Hermitage	PA	16148-3614	2024	0

Baptisms

8A - Northwestern Pennsylvania

CongID	Congregation Name	City	State	ZIP	Data Year	Baptisms
06358	Grace Lutheran Church	Brookville	PA	15825-1164	2024	0
06377	Zion Lutheran Church	Mayport	PA	16240-2203	2024	0
06385	Hebron Lutheran Church	Avonmore	PA	15618-0589	2024	0
07186	Christ Lutheran Church	Sharon	PA	16146-3712	2024	0
10508	Holy Trinity Lutheran Church	Shippenville	PA	16254-0007	2024	0
30252	New Life Lutheran Church	Marion Center	PA	15759-0219	2024	0
06308	St James Lutheran Church	Fairview	PA	16415-2054	2023	0
06309	Emanuel Lutheran Church	Bradford	PA	16701-1515	2023	0
06313	Berea Lutheran Church	Pittsfield	PA	16340-6742	2023	0
06316	Saron Lutheran Church	Youngsville	PA	16371-0182	2023	0
06322	Bethany Lutheran Church	Sheffield	PA	16347-0824	2023	0
06326	St Paul Lutheran Church	Warren	PA	16365-1626	2023	0
06342	St Paul Lutheran Church	Knox	PA	16232-0587	2023	0
06362	Luther Chapel Lutheran Church	Coral	PA	15731-0253	2023	0
06371	Mount Zion Lutheran Church	Punxsutawney	PA	15767-2026	2023	0
06380	Harmony Grove Lutheran Church	Creekside	PA	15732-8313	2023	0
06320	Bethlehem Lutheran Church	Ridgway	PA	15853-2001	2022	0
06334	St John Lutheran Church	Emlenton	PA	16373-9704	2022	0
06370	First English Lutheran Church	Punxsutawney	PA	15767-2026	2022	0
06379	Mount Zion Lutheran Church	Smicksburg	PA	16256-4942	2022	0
06403	Jerusalem Lutheran Church	New Bethlehem	PA	16242-6210	2022	0
10535	Faith Lutheran Church	Venus	PA	16364-0073	2022	0
06278	St Paul Lutheran Church	Cambridge Springs	PA	16403-2840	2020	0

Baptisms

8A - Northwestern Pennsylvania

CongID	Congregation Name	City	State	ZIP	Data Year	Baptisms
06368	St Mark Lutheran Church	New Bethlehem	PA	16242-8316	2020	0
06374	Trinity Lutheran Church	Reynoldsville	PA	15851-1240	2019	0
30476	New Jerusalem Lutheran Church	Erie	PA	16504-1916	2019	0
06369	Bethlehem Lutheran Church	Mayport	PA	16240-2408	2015	0

Congregation Reports

**Evangelical Lutheran Church in America
Name and Address Summary Report as of December 31, 2024**

8A Northwestern Pennsylvania Synod, ELCA

Cong ID	Congregation Name	Lang Codes	Location Address	City, State	Ministers	Year Orgn	Bapt Mbrs	Conf Mbrs	Avg Atnd On-site	Avg Atnd Online
Conference: 01 Crawford/Mercer										
06278	* St Paul	EN	25812 Mount Pleasant Rd	Cambridge Springs, PA		1854	419	419	0	0
06340	Holy Trinity	EN	1 Trinity Pl	Greenville, PA	Brenda D. Martin	1865	377	344	73	75
06338	* St John	EN	Route 58 3 Mi S	Greenville, PA	John D. Coleman	1838	223	194	40	0
06351	Holy Trinity	EN	3325 Morefield Rd	Hermitage, PA	Gary B. Nelson	1900	364	330	52	0
06301	* Trinity	EN	649 Park Ave	Meadville, PA	Benjamin E. Travis	1803	537	490	--	--
06303	Twelve Apostles	EN	363 Erie St	Saegertown, PA	Mark A. Fischer	1829	411	135	37	102
07186	Christ	EN	396 Buhl Blvd	Sharon, PA		1968	250	242	42	0
Conference Totals:							2,581	2,154	244	177
Conference: 02 Elk/Cameron/McKean/Potter										
06309	* Emanuel	EN	152 Seaward Ave	Bradford, PA	Thomas M. Pierotti	1888	203	152	20	25
06330	* St Paul's	EN	3 Borie St	Coudersport, PA	John L. Kallerson	1886	77	71	33	0
06312	Maria	EN	Toby Rd	Dagus Mines, PA	Erik R. Hart	1890	66	66	20	7
07535	* St John	EN	2nd & Lindenwood Ct	Emporium, PA	Bruce J. Burkness	1978	115	80	--	--
06331	St Paul	EN	Pine & Adams Sts	Galeton, PA		1905	82	82	18	0
06314	* St John	EN	325 Church St	Johnsonburg, PA		1888	242	242	30	0
06315	Tabor Evangelical	EN	200 Dawson St	Kane, PA		1876	470	404	98	0
06317	Moriah	EN	10 Church St	Ludlow, PA		1882	31	27	10	0
06318	St Matthew's Evangelical	EN	11 East Main St	Mount Jewett, PA		1886	111	105	23	0
06319	* Gethsemane	EN	205 E Arnold Ave	Port Allegany, PA		1882	72	52	15	0
06320	* Bethlehem	EN	215 Cook Ave	Ridgway, PA	Erik R. Hart	1882	133	133	0	0
30371	* Good Shepherd Lutheran Church of St Mary's	EN	303 Church St	Saint Marys, PA	Bruce J. Burkness	1996	101	69	--	--
06323	Trinity	EN	Fulton St	Smethport, PA		1891	25	22	0	0
06327	Nazareth	EN	Kane St	Wilcox, PA		1875	50	50	12	0
Conference Totals:							1,778	1,555	279	32

Code Key:

* = 2024 data not available as of report run date

**Evangelical Lutheran Church in America
Name and Address Summary Report as of December 31, 2024**

8A Northwestern Pennsylvania Synod, ELCA

Cong ID	Congregation Name	Lang Codes	Location Address	City, State	Ministers	Year Orgn	Bapt Mbrs	Conf Mbrs	Avg Atnd On-site	Avg Atnd Online
Conference: 03 Erie										
30579	Abiding Hope	EN	2402 W Grandview Blvd	Erie, PA	Alison L. Leitzel	2002	166	138	45	15
06281	Faith	EN	5414 E Lake Rd	Erie, PA	Jean N. Kuebler	1949	816	472	60	0
06284 *	Holy Trinity	EN	643 W 17th St	Erie, PA		1922	151	74	--	--
06285	Immanuel	EN	1002 Powell Ave	Erie, PA		1940	198	143	39	0
30338	Lamb of God	EN	606 E 38th St	Erie, PA	Kimberly A. Hirsch	1996	145	93	29	0
06286	Luther Memorial	EN	225 W 10th St	Erie, PA	Jay C. Mitchell	1861	563	563	109	30
06307	Messiah	EN	2025 Eastern Ave	Erie, PA	Jeffrey J. Piccirilli Thomas M. Glasoe	1916	137	124	57	28
06287	Mount Calvary	EN	1603 W 32nd St	Erie, PA	Kristen M. Papson	1929	550	336	33	11
30476 *	New Jerusalem	EN	940 E 22nd St	Erie, PA	Willard O. Rhodes	2002	27	27	--	--
06289 *	Prince of Peace	EN	9263 Lake Pleasant Rd	Erie, PA		1955	101	95	36	0
06292	St John	EN	2216 Peach St	Erie, PA	Erik F. Young	1808	573	559	26	19
06294	St Paul	EN	3108 Sterrettania Rd	Erie, PA		1948	374	331	106	98
06295	St Peter	EN	3968 Hershey Rd	Erie, PA	Ronald J. Freebourn	1836	59	54	30	18
06308 *	St James	EN	6851 Old Ridge Rd	Fairview, PA	Nancy R. Guthrie	1851	53	53	20	0
06298 *	St John	EN	8942 Ridge Rd	Girard, PA	Nancy R. Guthrie	1866	204	204	30	0
06300	Trinity	EN	4950 W North Main St	McKean, PA	Ronald J. Freebourn	1897	58	50	23	0
06302	St Peter's	EN	1500 Freeport Rd	North East, PA	Matthew E. Dennison	1896	250	102	19	2
06306 *	St Mark	EN	930 N. High St.	Waterford, PA		1957	121	112	18	14
Conference Totals:							4,546	3,530	680	235

Code Key:

* = 2024 data not available as of report run date

**Evangelical Lutheran Church in America
Name and Address Summary Report as of December 31, 2024**

8A Northwestern Pennsylvania Synod, ELCA

Cong ID	Congregation Name	Lang Codes	Location Address	City, State	Ministers	Year Orgn	Bapt Mbrs	Conf Mbrs	Avg Atnd On-site	Avg Atnd Online
Conference: 04 Indiana/Jefferson										
06385	Hebron	EN	601 Cambria Ave	Avonmore, PA	Keith R. McCutcheon	1891	56	56	18	1
06358	Grace	EN	160 Franklin Ave	Brookville, PA		1850	63	63	22	10
06362 *	Luther Chapel	EN	Power Plant Rd	Coral, PA	Theodore M. Cogar	1846	27	27	11	2
06380 *	Harmony Grove	EN	6584 Five Points Rd	Creekside, PA		1870	233	78	23	0
30251	Hope Evangelical	EN	35 Ridge Ave	Homer City, PA		1822	408	100	33	0
06365	Grove Chapel	EN	2539 Grove Chapel Rd	Indiana, PA		1872	157	25	19	0
06366 *	Zion	EN	100 S 6th St	Indiana, PA		1813	206	206	51	160
30252	New Life	EN	1209 LeRoy Rd	Marion Center, PA		1853	152	134	35	0
06369 *	Bethlehem	EN	3879 Langville Rd.	Mayport, PA		1835	15	15	--	--
06377	Zion	EN	3119 Pine Run Rd	Mayport, PA		1820	109	88	24	2
06403 *	Jerusalem	EN	232 Calhoun School Rd	New Bethlehem, PA		1833	86	14	15	0
06368 *	St Mark	EN	278 Creek Dr	New Bethlehem, PA		1848	39	39	20	0
06370 *	First English	EN	104 N Gilpin St	Punxsutawney, PA		1888	143	103	17	3
06371 *	Mount Zion	EN	2105 Airport Rd.	Punxsutawney, PA		1849	66	47	12	0
06374 *	Trinity	EN	329 Jackson St	Reynoldsville, PA		1874	102	82	--	--
06379 *	Mount Zion	EN	27552 Route 954 Hwy N	Smicksburg, PA		1841	92	92	22	0
Conference Totals:							1,954	1,169	322	178

Code Key:

* = 2024 data not available as of report run date

**Evangelical Lutheran Church in America
Name and Address Summary Report as of December 31, 2024**

8A Northwestern Pennsylvania Synod, ELCA

Cong ID	Congregation Name	Lang Codes	Location Address	City, State	Ministers	Year Orgn	Bapt Mbrs	Conf Mbrs	Avg Atnd On-site	Avg Atnd Online
Conference: 05 Venango/Forest/Clarion/Warren										
06310	* Hessel Valley	EN	Brown Hill Road	Chandlers Valley, PA		1854	101	101	--	--
06332	Grace	EN	417 Madison St	Clarion, PA	Harold O. Jacobson Deborah K. Jacobson	1890	380	263	20	400
06277	* St Paul	EN	201 E South St	Corry, PA	Brian K. Eiss	1871	865	485	--	--
06344	Salem	EN	2057 Route 208	Emlenton, PA	Karen D. Parsh	1830	162	130	46	0
06334	* St John	EN	Hill St	Emlenton, PA	Deborah K. Jacobson	1869	40	3	4	0
06337	Grace	EN	513 12th St	Franklin, PA	Randall W. Frenz	1852	34	23	15	6
06342	* St Paul	EN	1051 Twin Church Rd	Knox, PA	Karen D. Parsh	1813	450	450	50	0
10447	Good Hope	EN	800 Moran St	Oil City, PA	James M. Parsh	1871	299	280	56	26
06348	Zion	EN	207 State St	Oil City, PA	James M. Parsh	1897	87	85	14	0
06313	* Berea	EN	49 County Route 958	Pittsfield, PA		1868	19	19	15	0
06322	* Bethany	EN	110 Church St	Sheffield, PA		1882	114	88	15	0
10508	Holy Trinity	EN	501 Main St.	Shippenville, PA		1964	37	36	25	0
10528	Mount Zion	EN	2048 German Hill Rd	Tionesta, PA	Samuel Mabugu	1849	149	149	20	0
10535	* Faith	EN	1759 County Line Rd.	Venus, PA		1964	369	284	32	0
06324	* First	EN	109 W 3rd Ave	Warren, PA	Jeffrey B. Ewing	1842	660	471	156	28
06325	St John	EN	200 Pleasant Dr	Warren, PA		1956	362	164	18	0
06326	* St Paul	EN	306 Conewango Ave	Warren, PA	Heather G. Allport- Cohoon	1871	36	31	18	6
06316	* Saron	EN	148 W Main St	Youngsville, PA		1883	15	15	15	0
Conference Totals:							4,179	3,077	519	466
Synod Totals:							15,038	11,485	2,044	1,088

Language Codes:

Amharic [AM]	Cherokee [CK]	Finnish [FI]	Inupiat [IP]	Maban [MB]	Portuguese [PR]	Taiwanese [TI]
Anyuak [AN]	Creole [CL]	French [FR]	Japanese [JA]	Mandarin [MA]	Sign [SI]	Tamil [TM]
Arabic [AB]	Czech [CZ]	German [GE]	Kiswahil [KI]	Navajo [NV]	Slovak [SL]	Telugu [TE]
Batak [BA]	Danish [DA]	Haitian [HA]	Korean [KO]	Norwegian [NO]	Spanish [SP]	Thai [TH]
Burmese [BU]	Dinka [DI]	Hmong [HM]	Lakotah [LK]	Nuer [NU]	Swahili [SA]	Tigrinya [TG]
Cambodian [CA]	English [EN]	Hungarian [HG]	Lao [LS]	Oromo [OR]	Swedish [SW]	Ukrainian [UK]
Cantonese [CH]	Estonian [ES]	Indonesian [ID]	Latvian [LA]	Paiute [PT]	Tagalog [TA]	Urdu [UR]
						Vietnamese [VI]

Code Key:

* = 2024 data not available as of report run date

Evangelical Lutheran Church in America
Form A - Congregation Finances as of December 31, 2024

8A Northwestern Pennsylvania Synod, ELCA

Cong ID	Congregation Name and City	Regular Giving	Total Receipts	Total Assets	Total Indebtedness	Current Operating Expenses	Mission Support	Non-Mission Support	Total Disbursements
Conference: 01 Crawford/Mercer									
06278 *	St Paul, Cambridge Springs	89,278	107,503	354,023	0	40,432	9,300	0	61,346
06340	Holy Trinity, Greenville	297,466	352,317	5,277,045	0	304,080	35,800	12,404	352,284
06338 *	St John, Greenville	125,347	127,501	1,823,786	0	109,997	12,000	2,144	124,141
06351	Holy Trinity, Hermitage	123,287	155,549	3,606,578	0	132,654	12,032	2,620	156,316
06301 *	Trinity, Meadville	149,525	294,079	3,118,948	24,290	219,907	18,000	14,340	276,824
06303	Twelve Apostles, Saegertown	111,300	138,605	2,621,235	0	77,815	7,367	1,476	95,779
07186	Christ, Sharon	200,933	232,497	3,050,959	0	179,467	20,050	17,801	217,318
	Conference Totals	\$1,097,136	\$1,408,051	\$19,852,574	\$24,290	\$1,064,352	\$114,549	\$50,785	\$1,284,008
Conference: 02 Elk/Cameron/McKean/Potter									
06309 *	Emanuel, Bradford	48,426	88,426	3,020,698	0	71,793	6,000	295	78,088
06330 *	St Paul's, Coudersport	52,431	71,422	62,677	0	59,819	5,004	1,000	83,224
06312	Maria, Dagus Mines	42,233	58,832	247,765	0	51,072	2,200	0	53,272
07535 *	St John, Emporium	28,024	46,238	179,000	0	40,191	1,331	0	49,768
06331	St Paul, Galeton	23,944	25,875	644,079	0	14,361	0	3,610	17,971
06314 *	St John, Johnsonburg	41,478	57,646	364,174	0	46,852	0	180	56,323
06315	Tabor Evangelical, Kane	167,333	286,925	3,084,800	0	146,409	2,000	1,541	186,449
06317	Moriah, Ludlow	28,021	35,252	510,366	149	14,601	2,000	0	19,676
06318	St Matthew's Evangelical, Mount Jewett	49,762	73,939	750,662	0	74,591	3,500	3,360	81,451
06319 *	Gethsemane, Port Allegany	25,498	36,787	2,333,591	0	87,453	9,600	210	124,063
06320 *	Bethlehem, Ridgway	92,102	92,102	0	0	86,017	0	0	86,017
30371 *	Good Shepherd Lutheran Church of St Mary's, Saint Marys	21,465	43,713	57,712	21,000	38,244	750	0	38,994
06323	Trinity, Smethport	12,888	19,015	181,049	0	21,057	2,145	0	23,202
06327	Nazareth, Wilcox	12,078	12,623	689,467	0	15,080	0	710	24,090
	Conference Totals	\$645,683	\$948,795	\$12,126,040	\$21,149	\$767,540	\$34,530	\$10,906	\$922,588
Conference: 03 Erie									
30579	Abiding Hope, Erie	116,563	134,998	1,086,216	0	133,965	4,257	1,143	147,365
06281	Faith, Erie	178,143	233,559	691,762	222,072	215,894	26,000	1,496	286,389
06284 *	Holy Trinity, Erie	57,865	116,504	0	0	87,985	4,000	1,200	101,271
06285	Immanuel, Erie	78,989	148,614	116,643	0	113,347	8,400	1,971	123,718
30338	Lamb of God, Erie	67,950	72,147	1,780,588	0	56,486	10,000	3,609	70,095
06286	Luther Memorial, Erie	308,539	488,053	18,157,898	0	490,904	36,000	31,317	608,488
06307	Messiah, Erie	129,713	157,489	2,182,642	46,000	175,812	19,950	450	406,010
06287	Mount Calvary, Erie	102,749	122,062	2,186,327	0	92,515	6,763	1,556	108,269
30476 *	New Jerusalem, Erie	3,400	3,400	0	0	2,900	0	0	2,900
06289 *	Prince of Peace, Erie	72,772	83,053	594,875	0	64,148	3,651	5,439	77,373

8A Northwestern Pennsylvania Synod, ELCA

Cong ID	Congregation Name and City	Regular Giving	Total Receipts	Total Assets	Total Indebtedness	Current Operating Expenses	Mission Support	Non-Mission Support	Total Disbursements
06292	St John, Erie	104,561	176,184	14,713,605	0	172,993	20,000	0	254,099
06294	St Paul, Erie	211,502	326,630	6,208,380	207,672	357,444	19,000	1,896	410,533
06295	St Peter, Erie	50,013	55,280	125,000	0	52,680	5,700	5,268	64,648
06308*	St James, Fairview	39,066	51,785	388,807	0	41,350	3,100	805	49,095
06298*	St John, Girard	54,583	68,082	520,584	0	65,938	5,520	3,562	75,020
06300	Trinity, McKean	46,812	48,282	0	0	45,115	2,702	1,162	48,979
06302	St Peter's, North East	95,324	118,488	1,509,551	0	96,144	13,804	6,366	116,314
06306*	St Mark, Waterford	29,825	32,825	361,849	1,800	25,546	3,800	248	29,594
	Conference Totals	\$1,748,369	\$2,437,435	\$50,624,727	\$477,544	\$2,291,166	\$192,647	\$67,488	\$2,980,160

Conference: 04 Indiana/Jefferson

06385	Hebron, Avonmore	48,954	66,132	879,564	0	59,503	0	0	67,143
06358	Grace, Brookville	90,331	121,002	1,731,800	0	84,161	13,400	10,410	107,971
06362*	Luther Chapel, Coral	12,722	14,818	114,997	0	10,364	2,696	0	15,172
06380*	Harmony Grove, Creekside	55,883	56,770	1,170,968	0	39,708	640	3,702	44,050
30251	Hope Evangelical, Homer City	99,240	114,135	1,482,859	0	103,896	27,622	13,490	145,128
06365	Grove Chapel, Indiana	26,645	53,176	2,145,089	0	45,773	7,475	450	85,192
06366*	Zion, Indiana	186,974	236,254	7,065,959	0	153,977	30,000	8,911	398,966
30252	New Life, Marion Center	69,832	105,857	1,592,011	0	75,975	20,400	0	96,375
06369*	Bethlehem, Mayport	10,674	42,884	0	0	15,239	1,375	15,012	32,263
06377	Zion, Mayport	67,656	75,952	964,163	0	55,000	11,600	5,950	73,250
06403*	Jerusalem, New Bethlehem	12,242	12,242	1	0	16,056	996	0	17,052
06368*	St Mark, New Bethlehem	7,011	7,011	0	0	9,008	740	0	9,748
06370*	First English, Punxsutawney	47,331	69,479	1,663,189	568	33,687	4,583	4,892	52,621
06371*	Mount Zion, Punxsutawney	26,865	28,293	355,414	1,372	12,809	2,952	296	17,917
06374*	Trinity, Reynoldsville	44,978	46,026	0	0	52,871	0	1,118	53,989
06379*	Mount Zion, Smicksburg	30,390	38,426	537,616	0	25,353	1,800	2,710	43,535
	Conference Totals	\$837,728	\$1,088,457	\$19,703,630	\$1,940	\$793,380	\$126,279	\$66,941	\$1,260,372

Conference: 05 Venango/Forest/Clarion/Warren

06310*	Hessel Valley, Chandlers Valley	49,087	78,139	0	0	44,879	4,500	19,623	69,002
06332	Grace, Clarion	104,050	174,620	941,260	0	168,933	3,373	0	172,306
06277*	St Paul, Corry	115,380	196,935	1,279,894	316,106	165,240	14,135	4,170	209,035
06344	Salem, Emlenton	73,145	92,855	1,223,384	0	82,951	8,000	0	90,951
06334*	St John, Emlenton	2,130	20,898	990,572	362,772	11,457	700	400	12,557
06337	Grace, Franklin	13,500	14,500	265,000	23,750	28,750	2,700	250	31,700
06342*	St Paul, Knox	72,917	72,917	0	0	80,512	0	0	80,512
10447	Good Hope, Oil City	216,354	378,550	4,261,551	0	162,837	29,500	7,385	214,885
06348	Zion, Oil City	36,482	42,182	355,946	0	53,749	11,652	1,973	73,015

Evangelical Lutheran Church in America
Form A - Congregation Finances as of December 31, 2024

8A Northwestern Pennsylvania Synod, ELCA

Cong ID	Congregation Name and City	Regular Giving	Total Receipts	Total Assets	Total Indebtedness	Current Operating Expenses	Mission Support	Non-Mission Support	Total Disbursements
06313*	Berea, Pittsfield	17,600	21,500	1,125,800	0	14,500	500	1,000	16,000
06322*	Bethany, Sheffield	36,511	51,352	503,543	1,500	35,257	2,500	1,000	55,116
10508	Holy Trinity, Shippenville	37,450	79,816	2,668,679	0	89,635	4,120	2,600	96,355
10528	Mount Zion, Tionesta	50,000	50,000	0	0	40,000	5,000	200	45,200
10535*	Faith, Venus	42,780	121,405	3,214,162	0	46,033	13,260	22,187	81,480
06324*	First, Warren	312,772	502,584	8,025,854	0	284,398	55,000	58,594	494,882
06325	St John, Warren	28,976	68,326	2,011,957	0	62,129	1,288	17	63,434
06326*	St Paul, Warren	38,248	107,290	4,110,933	0	76,251	9,000	1,300	86,551
06316*	Saron, Youngsville	20,691	36,446	1,147,182	0	23,334	0	0	23,334
	Conference Totals	\$1,268,073	\$2,110,315	\$32,125,717	\$704,128	\$1,470,845	\$165,228	\$120,699	\$1,916,315
	Synod Totals	\$5,596,989	\$7,993,053	\$134,432,688	\$1,229,051	\$6,387,283	\$633,233	\$316,819	\$8,363,443

8A Northwestern Pennsylvania Synod, ELCA

Summary of Membership Statistics Totals -- End of Year	2023	2024	Change	Percent
Congregations	73	73	0	0.00
Congregations - Organized	73	73	0	0.00
Congregations - Under Development	0	0	0	----
Congregations - Filed Form A	50	37	-13	-26.00
Baptized Members	15,260	15,038	-222	-1.45
Average Baptized Members per Congregation	209	206	-3	-1.45
Confirmed Members	11,736	11,485	-251	-2.14
Average Confirmed Members per Congregation	161	157	-3	-2.14

Analysis of Attendance	2023	2024
Avg. # weeks congregations worshipped (on-site)	41	41
Avg. # weeks congregations worshipped (online)	19	16
Total avg. weekly worship attendance (on-site)	2,104	2,044
Total avg. weekly worship attendance (online)	943	1,088
Avg. att. per congregation (on-site)	34	34
Avg. att. per congregation (online)	36	45
Average att. as a percentage of baptized membership (on-site)	13.79	13.59
Average att. as a percentage of baptized membership (online)	6.18	7.24

Analysis of Membership Gains and Losses

Baptized Members -- Received

By Baptism - Children Under Age 16	95	89	-6	-6.32
By Baptism - Adults Age 16 and Older	13	14	1	7.69
By Affirmation of Faith	62	89	27	43.55
By Transfer	94	80	-14	-14.89
From Other Sources and Stat Adjs	7	13	6	85.71
Baptized Members -- Total Received	271	285	14	5.17

Baptized Members -- Removed

By Death	185	195	10	5.41
By Transfer	90	45	-45	-50.00
For Other Reasons and Stat Adjs	497	501	4	0.80
Baptized Members -- Total Removed	772	741	-31	-4.02

Baptized Members Confirmed	44	29	-15	-34.09
Active Participants	5,610	5,409	-201	-3.58

8A Northwestern Pennsylvania Synod, ELCA

Summary of Financial Statistics		2023	2024	Change	Percent	Statistical Analysis	
Totals -- End of Year						Averages per Congregation Reporting	
Total Receipts		9,000,098	7,993,053	-1,007,045	-11.19	Total Receipts (/73)	109,493.88
Total Disbursements **		8,135,524	8,363,443	227,919	2.80	Total Disburse (/73)	114,567.71
Total Indebtedness on Dec 31		1,031,302	1,229,051	197,749	19.17	Total Indebtedness (/13)	94,542.38
Projected Mission Support		651,664	584,034	-67,630	-10.38		
Average Total Giving / Bapt Member		442.93	434.05	-8.88	-2.00	Percent Congs With No Debt	82.19
Average Total Giving / Conf Member		575.94	568.33	-7.61	-1.32		
Detail of Financial Statistics - Receipts							
Regular Giving		5,650,106	5,596,989	-53,117	-0.94		
Designated Giving		1,109,081	930,315	-178,766	-16.12		
Earned Income (any source)		1,572,618	810,226	-762,392	-48.48		
Grants (any source)		285,700	261,747	-23,953	-8.38		
All Other Receipts		382,593	393,776	11,183	2.92		
Detail of Financial Statistics - Disbursements				Percent of Total Disbursements			
Current Operating Expenses		6,179,214	6,387,283	208,069	3.37	Current Operating Expenses	76.37
Capital Improvements		792,890	593,515	-199,375	-25.15	Capital Improvements	7.10
Payments on Debts		95,193	95,193	0	0.00	Payments on Debts	1.14
Mission Support		688,033	633,233	-54,800	-7.96	Mission Support	7.57
Other Synod Benevolence		54,327	55,241	914	1.68	Other Synod Benevolence	0.66
Other CWO Benevolence		17,228	11,292	-5,936	-34.46	Other CWO Benevolence	0.14
Benevolence - Another Country		18,389	2,539	-15,850	-86.19	Benevolence - Another Country	0.03
Benevolence - Camps		11,549	15,301	3,752	32.49	Benevolence - Camps	0.18
Benevolence - Campus Ministry		1,200	1,800	600	50.00	Benevolence - Campus Ministry	0.02
Benevolence - Colleges		150	5,150	5,000	3,333.33	Benevolence - Colleges	0.06
Benevolence - Seminaries		1,800	1,800	0	0.00	Benevolence - Seminaries	0.02
Benevolence - Social Service		76,512	66,145	-10,367	-13.55	Benevolence - Social Service	0.79
Benevolence - Direct Recipient		117,692	157,551	39,859	33.87	Benevolence - Direct Recipient	1.88
Subtotal Non-Mission Supt Benev		298,847	316,819	17,972	6.01	Subtotal Non-Mission Supt Benev	3.79
Other Expenses & Realized Losses		81,347	337,400	256,053	314.77	Other Expenses & Realized Losses	4.03

** Total Disbursements may not equal the sum of the disbursements details reported due to previous data not being included in the detail listing.

8A Northwestern Pennsylvania Synod, ELCA

Congregations Reporting Ethnic Active Participants					Percent of Congregations Reporting Ethnic Active Participants
	2023	2024	Change	Percent	
African American/Black	10	7	-3	-30.00	African American/Black 9.59
African National/African Caribbean	1	1	0	0.00	African National/African Caribbean 1.37
American Indian/Alaska Native	1	1	0	0.00	American Indian/Alaska Native 1.37
Arab/Middle Eastern	2	2	0	0.00	Arab/Middle Eastern 2.74
Asian/Pacific Islander	4	4	0	0.00	Asian/Pacific Islander 5.48
Latino/Hispanic	5	7	2	40.00	Latino/Hispanic 9.59
Multiracial	6	7	1	16.67	Multiracial 9.59
White	69	68	-1	-1.45	White 93.15

Total Ethnic Active Participants					Percent Ethnic Active Participants
	2023	2024	Change	Percent	
African American/Black	43	38	-5	-11.63	African American/Black 0.69
African National/African Caribbean	72	72	0	0.00	African National/African Caribbean 1.30
American Indian/Alaska Native	3	3	0	0.00	American Indian/Alaska Native 0.05
Arab/Middle Eastern	4	5	1	25.00	Arab/Middle Eastern 0.09
Asian/Pacific Islander	12	15	3	25.00	Asian/Pacific Islander 0.27
Latino/Hispanic	15	19	4	26.67	Latino/Hispanic 0.34
Multiracial	18	23	5	27.78	Multiracial 0.42
White	5,589	5,359	-230	-4.12	White 96.84

8A Northwestern Pennsylvania Synod, ELCA

(37 Congs Filed)

C31 Languages in which Liturgies are Regularly Conducted

Amharic	Estonian	Lao	Swahili
Anyuak	Finnish	Latvian	Swedish
Arabic	French	Maban	Tagalog
Batak	German	Mandarin	Taiwanese
Burmese	Haitian	Navajo	Tamil
Cambodian	Hmong	Norwegian	Telugu
Cantonese	Hungarian	Nuer	Thai
Cherokee	Indonesian	Oromo	Tigrinya
Creole	Inupiat	Paiute	Ukrainian
Czech	Japanese	Portuguese	Urdu
Danish	Kiswahili	Sign	Vietnamese
Dinka	Korean	Slovak	
English 73	Lakotah	Spanish	

C32 Disability Assistance Provided

Wheelchair Accessibility	57
Braille Worship Materials	2
Large Print Worship Materials	40
Assistive Hearing Devices	20
Sign Language Interpreters	0
Mental Health Ministries	0
Ministry with People with Developmental Disabilities	0
Specialized Faith Formation for Children or Adults (ADHD, autism, dyslexia, etc.)	0
No Response to Any	10

Evangelical Lutheran Church in America
Summary of Congregations That Did Not File 2024 Report Form A

8A Northwestern Pennsylvania Synod, ELCA

Last Year Filed	Cong ID	Cong Status	Baptized Members	Congregation Name	City, State	Minister	Phone
2005	07535	Org	115	St John	Emporium, PA	Bruce J. Burkness	(814)486-7571
2005	30371	Org	101	Good Shepherd Lutheran Church of St Mary's	Saint Marys, PA	Bruce J. Burkness	(814)834-1165
2012	06301	Org	537	Trinity	Meadville, PA	Benjamin E. Travis	(814)336-2654
2013	06277	Org	865	St Paul	Corry, PA	Brian K. Eiss	(814)665-3732
2015	06369	Org	15	Bethlehem	Mayport, PA		(814)856-2022
2019	06284	Org	151	Holy Trinity	Erie, PA		(814)452-3518
2019	06310	Org	101	Hessel Valley	Chandlers Valley, PA		(814)489-0228
2019	06374	Org	102	Trinity	Reynoldsville, PA		(814)653-2972
2019	30476	Org	27	New Jerusalem	Erie, PA	Willard O. Rhodes	(814)455-1972
2020	06278	Org	419	St Paul	Cambridge Springs, PA		(814)398-2589
2020	06306	Org	121	St Mark	Waterford, PA		(814)796-2206
2020	06368	Org	39	St Mark	New Bethlehem, PA		(814)256-3333
2022	06320	Org	133	Bethlehem	Ridgway, PA	Erik R. Hart	(814)772-1953
2022	06330	Org	77	St Paul's	Coudersport, PA	John L. Kallerson	(814)274-8164
2022	06334	Org	40	St John	Emlenton, PA	Deborah K. Jacobson	
2022	06370	Org	143	First English	Punxsutawney, PA		(814)938-5980
2022	06379	Org	92	Mount Zion	Smicksburg, PA		
2022	06403	Org	86	Jerusalem	New Bethlehem, PA		(724)545-7114
2022	10535	Org	369	Faith	Venus, PA		(814)354-2537
2023	06289	Org	101	Prince of Peace	Erie, PA		(814)825-4770
2023	06298	Org	204	St John	Girard, PA	Nancy R. Guthrie	(814)774-4283
2023	06308	Org	53	St James	Fairview, PA	Nancy R. Guthrie	
2023	06309	Org	203	Emanuel	Bradford, PA	Thomas M. Pierotti	(814)362-4347
2023	06313	Org	19	Berea	Pittsfield, PA		
2023	06314	Org	242	St John	Johnsonburg, PA		(814)965-4575
2023	06316	Org	15	Saron	Youngsville, PA		(814)563-7662
2023	06319	Org	72	Gethsemane	Port Allegany, PA		(814)642-9261
2023	06322	Org	114	Bethany	Sheffield, PA		(814)968-3912
2023	06324	Org	660	First	Warren, PA	Jeffrey B. Ewing	(814)723-6450
2023	06326	Org	36	St Paul	Warren, PA	Heather G. Allport-Cohoon	(814)723-8460
2023	06338	Org	223	St John	Greenville, PA	John D. Coleman	(724)588-7211
2023	06342	Org	450	St Paul	Knox, PA	Karen D. Parsh	(814)797-1015
2023	06362	Org	27	Luther Chapel	Coral, PA	Theodore M. Cogar	(724)541-5868
2023	06366	Org	206	Zion	Indiana, PA		(724)465-5597
2023	06371	Org	66	Mount Zion	Punxsutawney, PA		(814)938-5980
2023	06380	Org	233	Harmony Grove	Creekside, PA		(724)465-7619

Synod Total: 36 Congregation(s)