

2024

Synod Data Toolkit

Southeastern Pennsylvania
Synod (7F)

Office of the Secretary
December 2025



Evangelical
Lutheran Church
in America

This page intentionally left blank.

Table of Contents

03

Synod Summary

26

Baptisms by Congregation

05

Synod Trend Tables & Charts

33

Congregation Reports

18

Baptized Members, Average
Attendance, and Active
Participants

Summary of Membership, Participation, and Attendance

7F - Southeastern Pennsylvania

Baptized membership has declined 25% over the past eight years, changing from 67,239 in 2017 to 50,184 in 2024. Over this same time period, the overall ELCA baptized membership decreased 23%.

Since 2017, **active participation** has shrunk 31%, moving from 35,529 to 24,521 with a drop of 775 in the most recent year. When looking at participation changes between 2020 and 2024 there was a 17% decrease. Since 2017, active participation in the ELCA overall has decreased by 38% (approximately 5% per year). Since 2020, active participation has decreased at a slightly slower rate of 16% (approximately 4% per year).

In-person worship attendance has declined 43% from 14,427 in 2017 to 8,217 in 2024. Some of this decline is made up by attenders worshiping online (4,157 in 2024). It is important to note that beginning in 2020, congregations were asked specifically about their in-person and online worship attendance separately. In-person worship attendance has increased 58% since 2020 from 5,215 to 8,217 in 2024. Since 2020, the overall ELCA in-person worship attendance increased 30% from 404,611 to 525,792 in 2024.

Summary of Finances

7F - Southeastern Pennsylvania

Regular giving has decreased by 11% since 2017, moving from \$30,631,326 in 2017 to \$27,268,262 in 2024. Over this period, inflation was 28%. Since 2020, regular giving has decreased by 6% in the synod and decreased by 2.5% in the ELCA overall; inflation was 21% during this time period.

Mission support has decreased 20% since 2017, from \$1,892,234 to \$1,522,131 in 2024. The ELCA overall experienced a 12% decline over the same period. Since 2020, mission support has decreased by 4% in the synod and decreased by 7% in the ELCA overall.

Operating expenses have decreased by 2%, standing at \$36,882,678 in 2024 compared to \$37,455,601 in 2017. They have increased by 4% for the ELCA overall during this time. Since 2020, operating expenses have increased by 7% in the synod and increased 8% in the ELCA overall.

Synod Trend Tables and Charts

- Synod Trend Tables
- Synod Trend Charts
- Congregations by Size
- Growth & Decline Tables

Annual Congregation Report

Trends for 7F - Southeastern Pennsylvania

	2017	2018	2019	2020	2021	2022	2023	2024
Number of Organized Congregations	150	150	149	148	148	146	146	138
Baptized Membership	67,239	65,613	64,138	59,786	57,500	54,060	52,664	50,184
Members Received By:								
Baptism: Children	668	659	598	402	444	402	387	534
Baptism: Adults	63	50	35	27	29	38	23	29
Affirmation of Faith	695	686	617	344	416	339	505	347
Transfer	375	443	471	283	196	201	209	156
Other and Statistical Adjustment	216	126	122	108	147	164	287	179
Members Removed By:								
Death	688	681	697	755	735	711	580	553
Transfer	479	434	612	294	292	248	237	168
Other and Statistical Adjustment	2,516	3,123	2,356	5,021	3,673	3,148	2,789	3,487
Baptized Members Confirmed	456	436	413	749	775	306	242	213
Confirmed Members	48,616	48,041	45,167	43,665	41,404	39,713	40,788	38,686
Active Participants	35,529	32,949	32,885	29,433	26,841	25,845	25,296	24,521
Average Attendance	14,427	13,882	13,614	Not collected	Not collected	Not collected	Not collected	Not collected
Average Attendance - On-site				5,215	5,176	6,502	7,194	8,217
Average Attendance - Online				8,308	6,987	4,798	3,768	4,157
Racial/Ethnic Composition of Active Participants								
African American/Black	1,457	1,854	1,399	1,321	1,236	1,549	1,188	1,012
African National/African Caribbean	561	253	588	496	599	432	795	537
American Indian/Alaska Native	11	17	7	12	27	72	74	14
Arab/Middle Eastern	56	47	44	30	57	64	64	33
Asian/Pacific Islander	243	252	261	223	258	288	305	245
Multi-Racial/Multi-Ethnic	226	231	279	268	198	330	347	283
Other	143	59	Omitted	Omitted	Omitted	Omitted	Omitted	Omitted
Hispanic/Latino	178	152	187	186	337	625	648	372
White	30,432	29,308	28,823	26,285	23,701	20,427	21,287	21,724

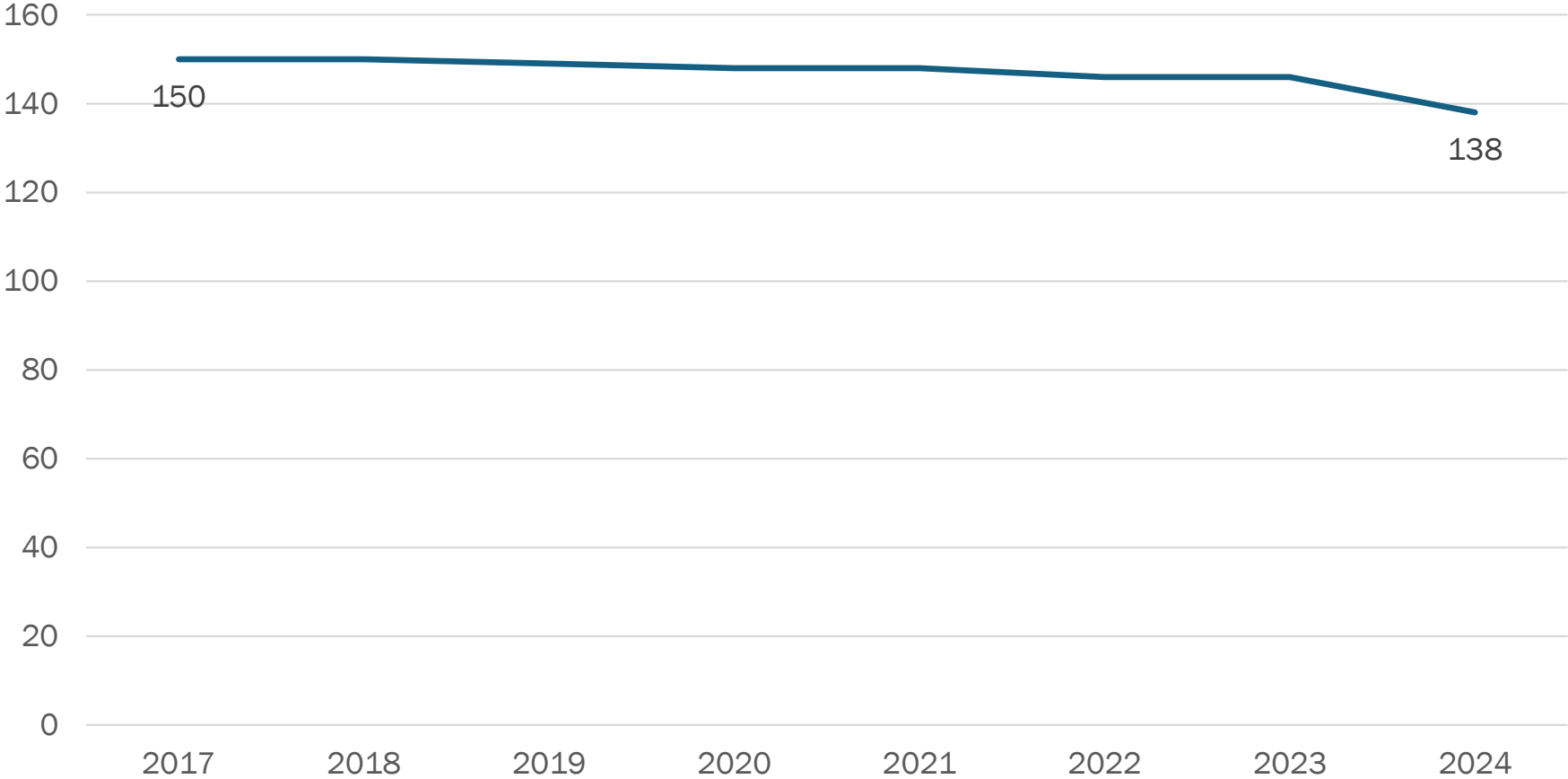
Annual Congregation Report

Trends for 7F - Southeastern Pennsylvania

	2017	2018	2019	2020	2021	2022	2023	2024
Regular Giving by Members	\$30,631,326	\$30,173,055	\$29,965,852	\$28,963,202	\$28,550,913	\$27,189,707	\$27,579,162	\$27,268,262
Designated Giving by Members	\$4,890,890	\$6,194,774	\$5,294,456	\$3,940,041	\$3,980,893	\$4,180,125	\$4,530,062	\$4,769,601
Earned Income (any source)	\$6,689,164	\$4,646,601	\$5,741,914	\$5,324,704	\$5,817,343	\$4,925,340	\$6,311,329	\$7,048,345
Grants & Partnership Support	\$383,055	\$288,533	\$289,832	\$957,748	\$1,504,356	\$1,590,793	\$1,446,714	\$1,457,777
Other Receipts	\$6,174,753	\$6,259,439	\$6,358,074	\$6,724,555	\$5,326,890	\$4,996,078	\$5,409,147	\$5,806,416
Total Receipts	\$48,769,188	\$47,562,402	\$47,650,128	\$45,910,250	\$45,180,395	\$42,882,043	\$45,276,414	\$46,350,401
Total Indebtedness	\$18,686,192	\$15,602,214	\$15,370,594	\$13,777,486	\$14,300,996	\$18,994,309	\$14,966,422	\$8,711,601
Intended Mission Support	\$2,427,228	\$1,699,089	\$1,671,127	\$1,481,415	\$1,526,145	\$1,751,384	\$1,793,593	\$1,665,224
Current Operating Expenses	\$37,455,601	\$37,411,997	\$36,444,336	\$34,485,685	\$35,049,227	\$35,296,409	\$36,745,887	\$36,882,678
Capital Improvements	\$4,595,728	\$2,575,530	\$2,751,300	\$3,525,879	\$6,688,408	\$3,596,812	\$4,025,743	\$4,402,905
Payments on Debt	\$1,860,478	\$2,073,954	\$1,888,936	\$2,219,757	\$2,171,228	\$1,640,615	\$1,450,587	\$990,781
Mission Support	\$1,892,234	\$1,788,510	\$1,680,551	\$1,579,739	\$1,582,750	\$1,518,459	\$1,498,756	\$1,522,131
as % of Total Disbursements	3.91	3.77	3.67	3.58	3.30	3.31	3.22	3.26
as % of Regular Giving	6.18	5.93	5.61	5.45	5.54	5.58	5.43	5.58
Other Benevolence sent directly:								
To the synod	\$241,468	\$224,000	\$148,073	\$140,507	\$145,475	\$147,158	\$153,971	\$168,335
To the churchwide organization	\$201,294	\$178,796	\$205,707	\$194,770	\$219,906	\$247,293	\$198,208	\$219,113
For activity in another country	\$180,515	\$363,770	\$365,797	\$123,209	\$103,530	\$121,087	\$115,323	\$182,820
To camps	\$57,193	\$61,728	\$63,142	\$54,612	\$51,394	\$40,069	\$15,117	\$28,476
To colleges	\$50	\$1,245	\$1,245	\$0	\$0	\$0	\$15,400	\$16,420
To seminaries	\$33,781	\$22,282	\$18,590	\$18,775	\$17,700	\$18,750	\$16,900	\$26,499
To social service organizations	\$180,906	\$337,950	\$234,832	\$321,181	\$362,397	\$359,150	\$322,271	\$354,714
To campus ministry	\$1,328	\$1,074	\$6,117	\$150	\$250	\$8,434	\$400	\$4,200
All other benevolence	\$910,324	\$521,149	\$563,066	\$496,302	\$498,213	\$479,742	\$568,888	\$708,819
Non-mission support benevolence	\$1,806,859	\$1,711,994	\$1,606,569	\$1,349,506	\$1,398,865	\$1,421,683	\$1,406,478	\$1,709,396
Other expenses	\$787,496	\$1,828,424	\$1,365,847	\$920,599	\$1,015,222	\$2,333,506	\$1,436,634	\$1,211,295
Sum of Disbursements	\$48,398,396	\$47,390,409	\$45,737,539	\$44,081,165	\$47,905,700	\$45,807,484	\$46,564,085	\$46,719,186

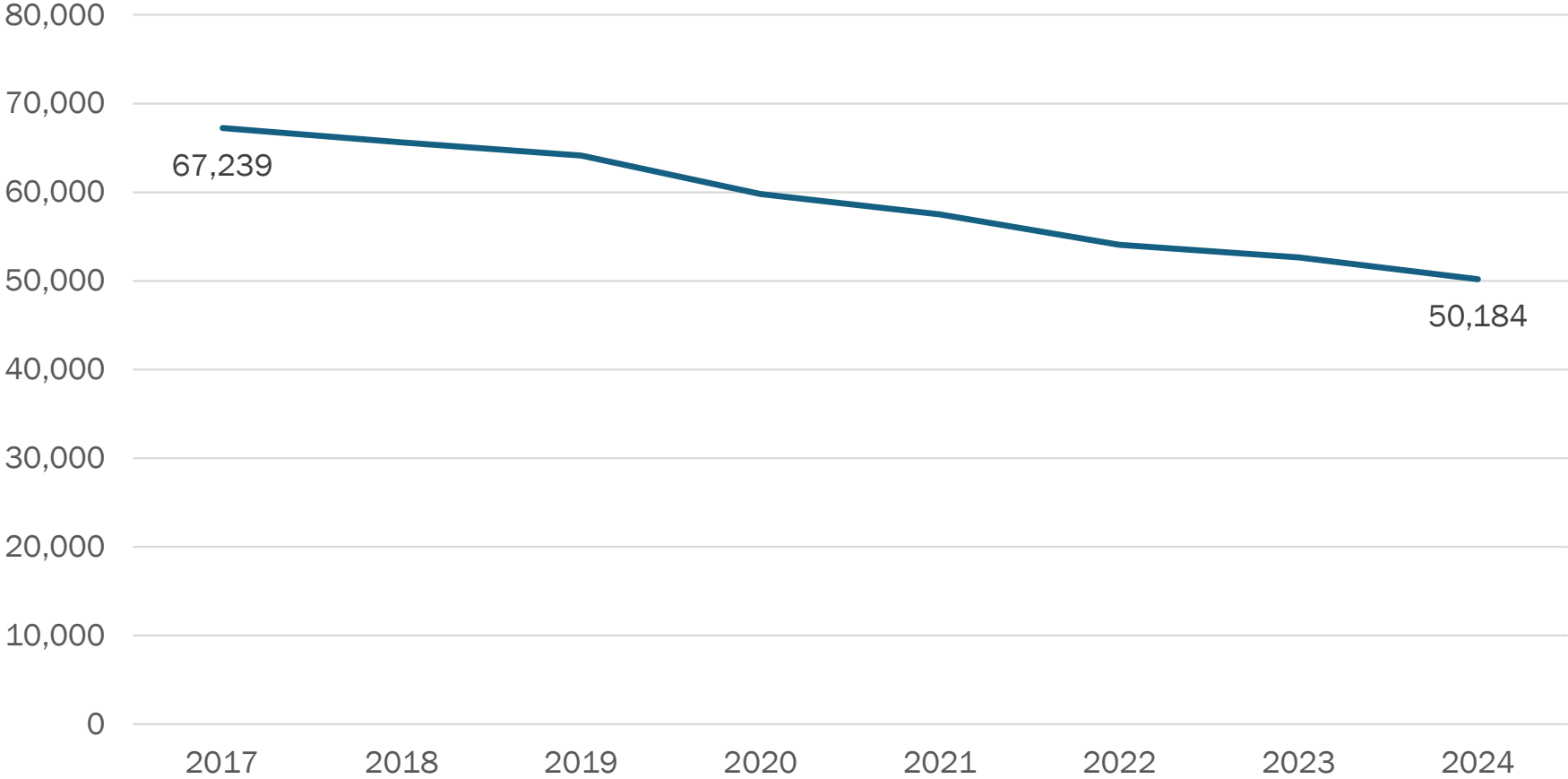
Number of Organized Congregations (2017-2024)

7F - Southeastern Pennsylvania



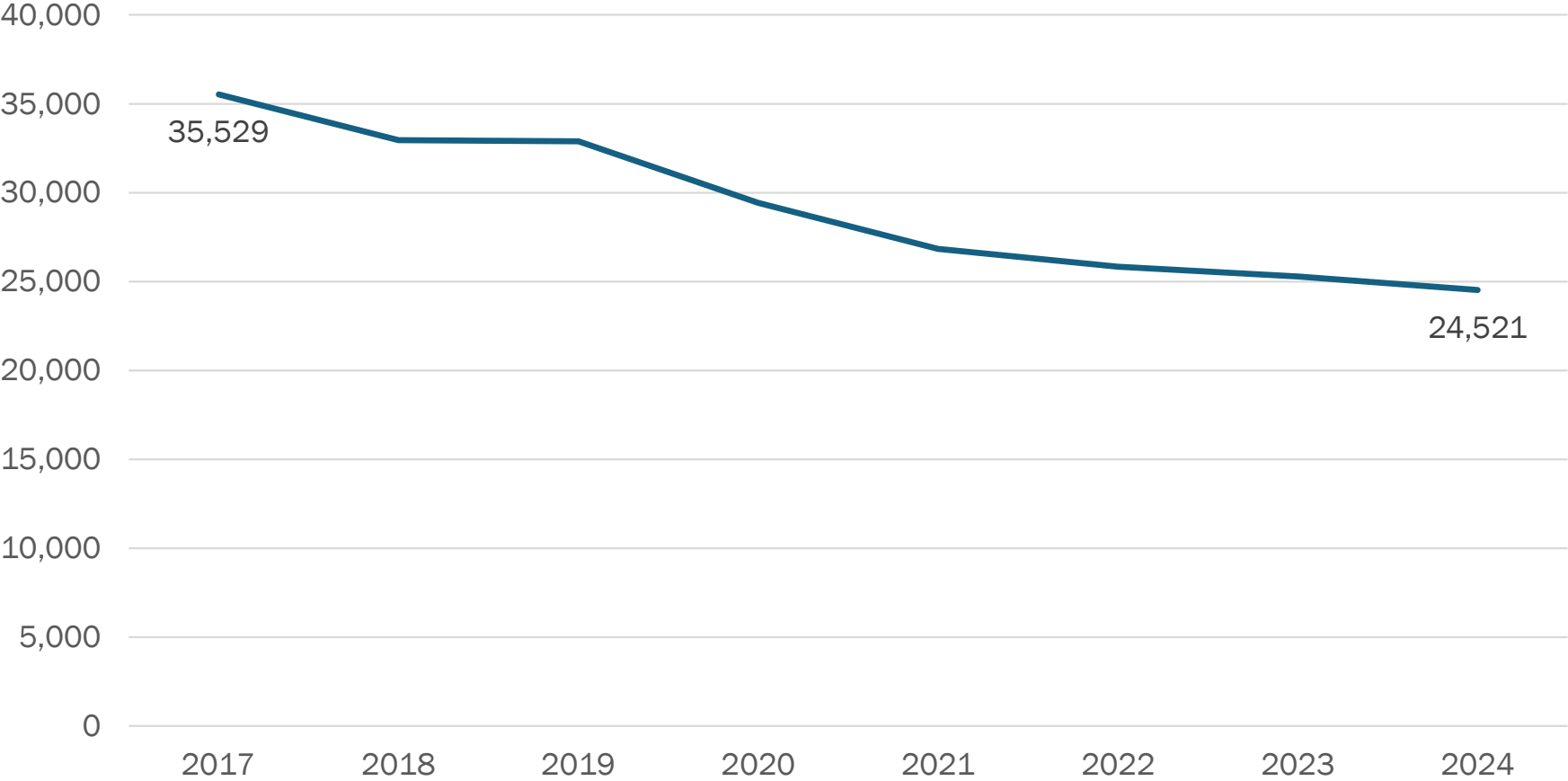
Baptized Membership (2017-2024)

7F - Southeastern Pennsylvania



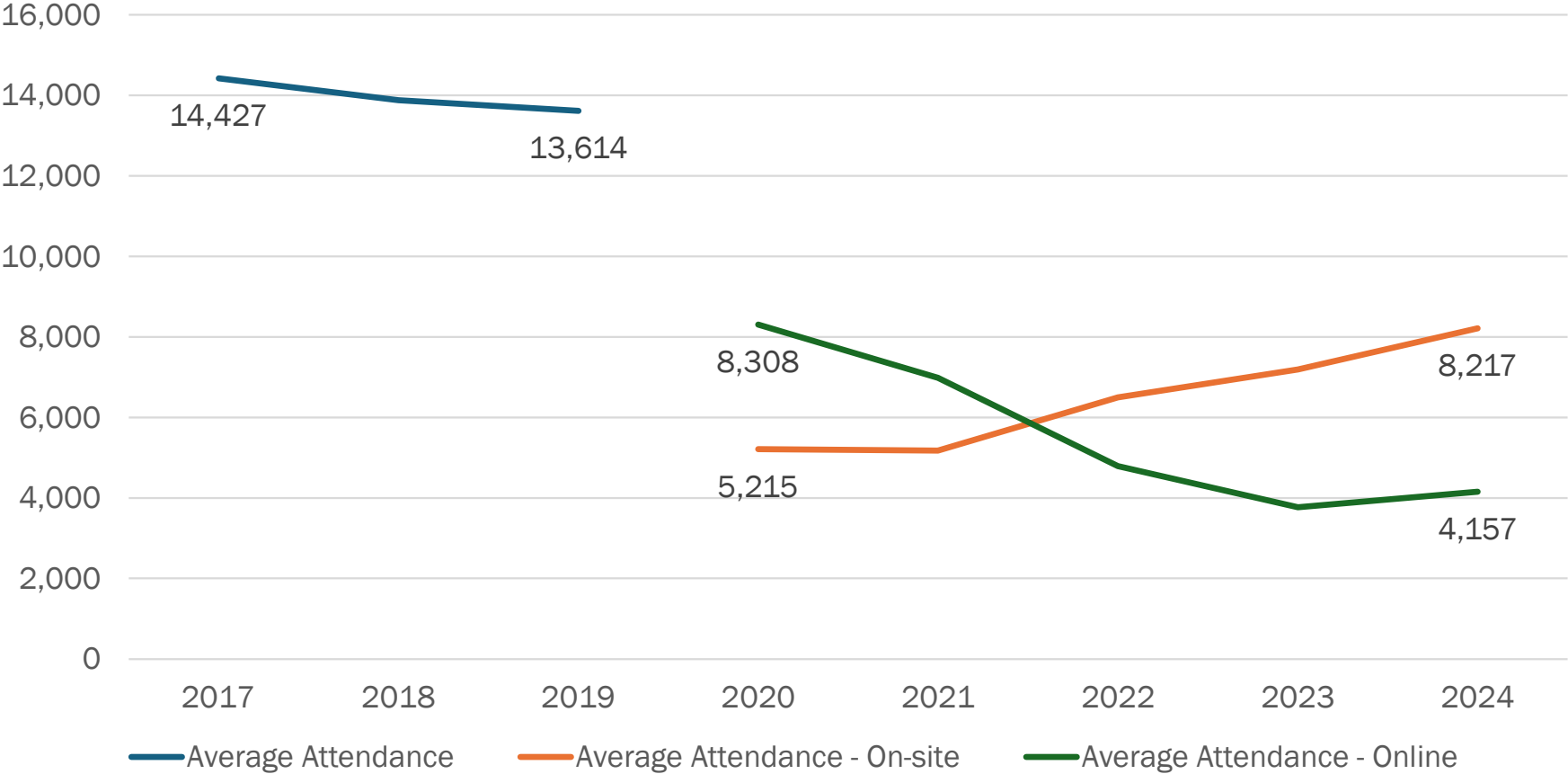
Active Participants (2017-2024)

7F - Southeastern Pennsylvania



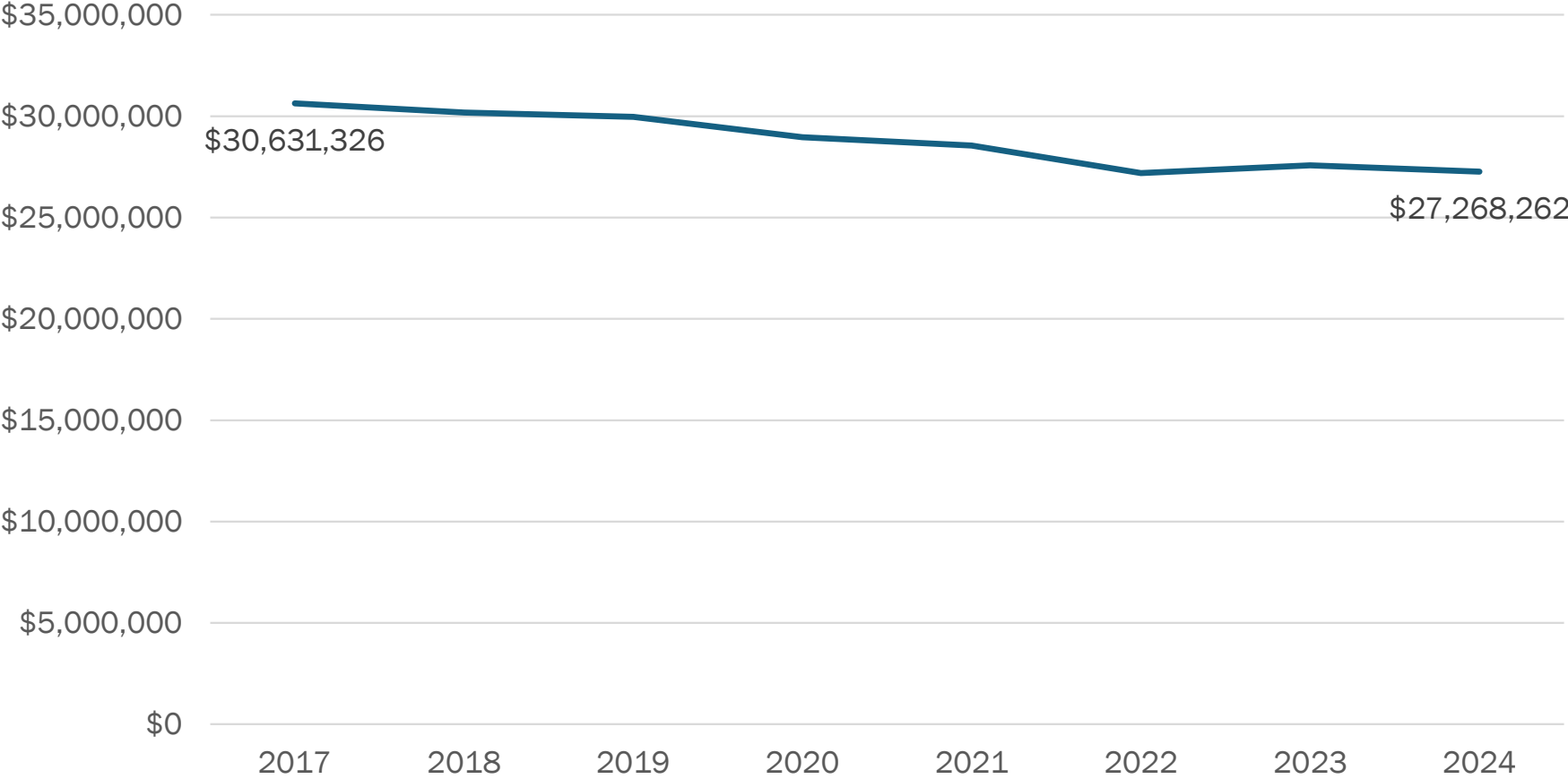
Worship Attendance (2017-2024)

7F - Southeastern Pennsylvania



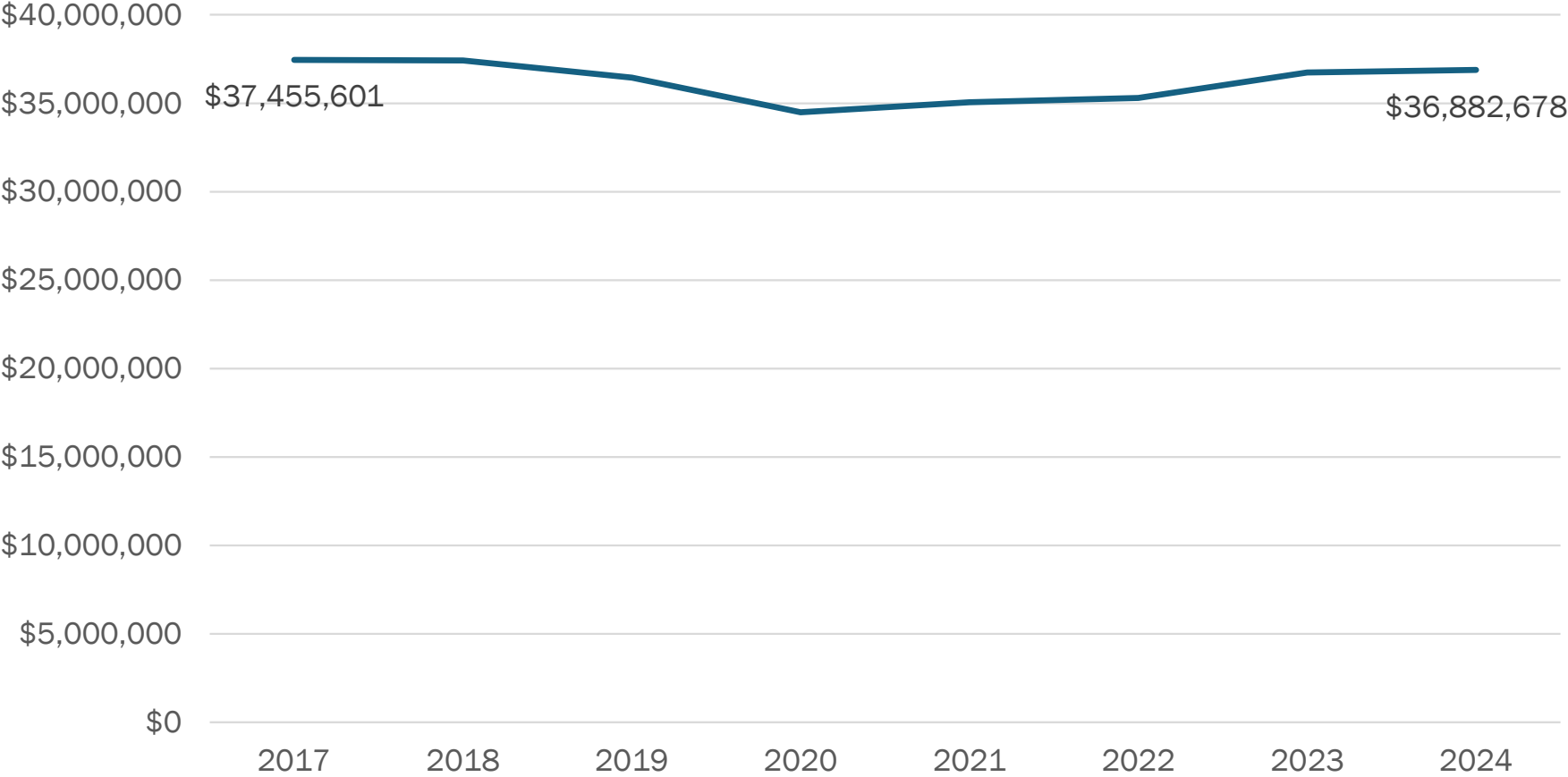
Regular Giving by Members (2017-2024)

7F - Southeastern Pennsylvania



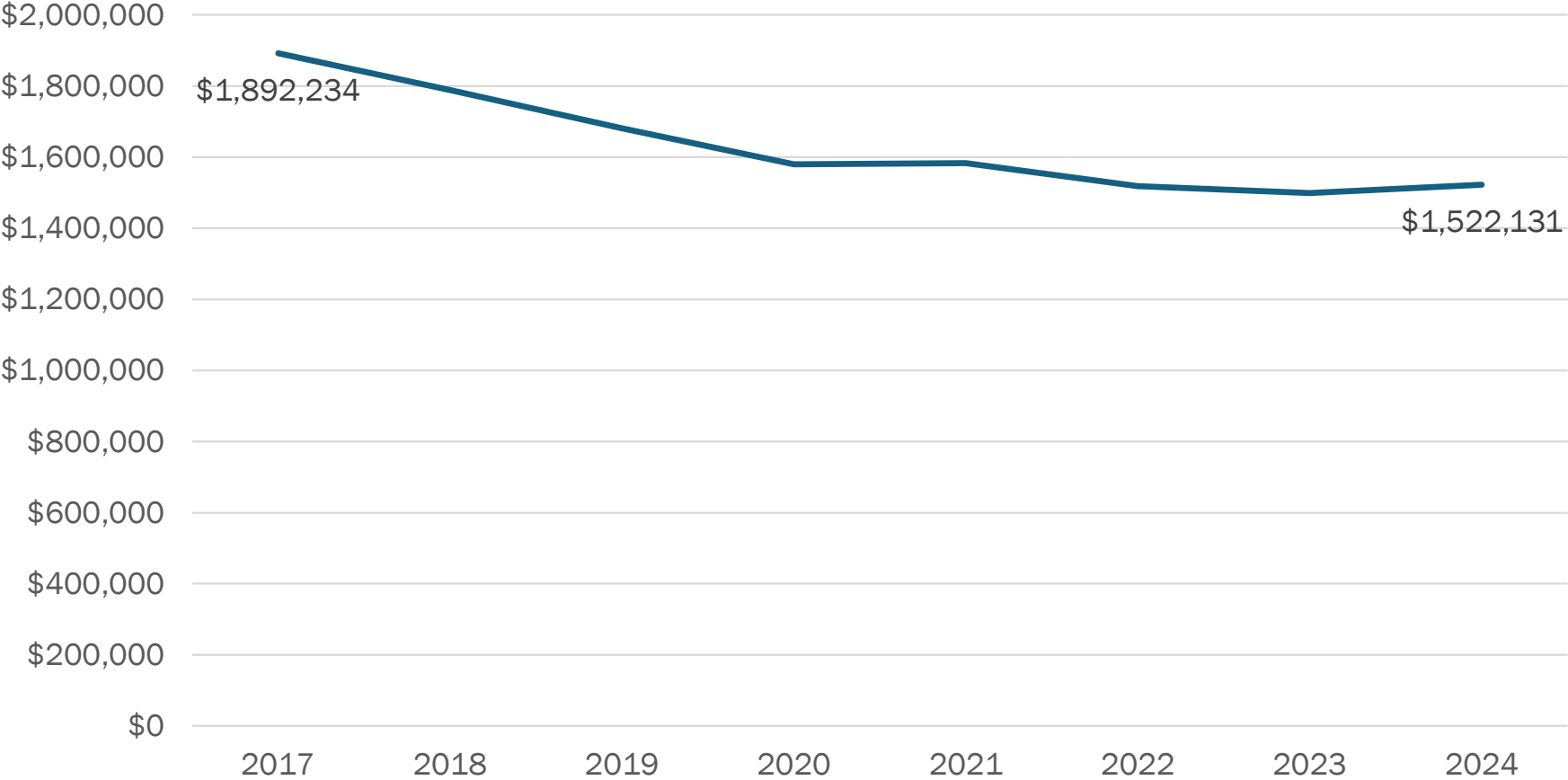
Current Operating Expenses (2017-2024)

7F - Southeastern Pennsylvania



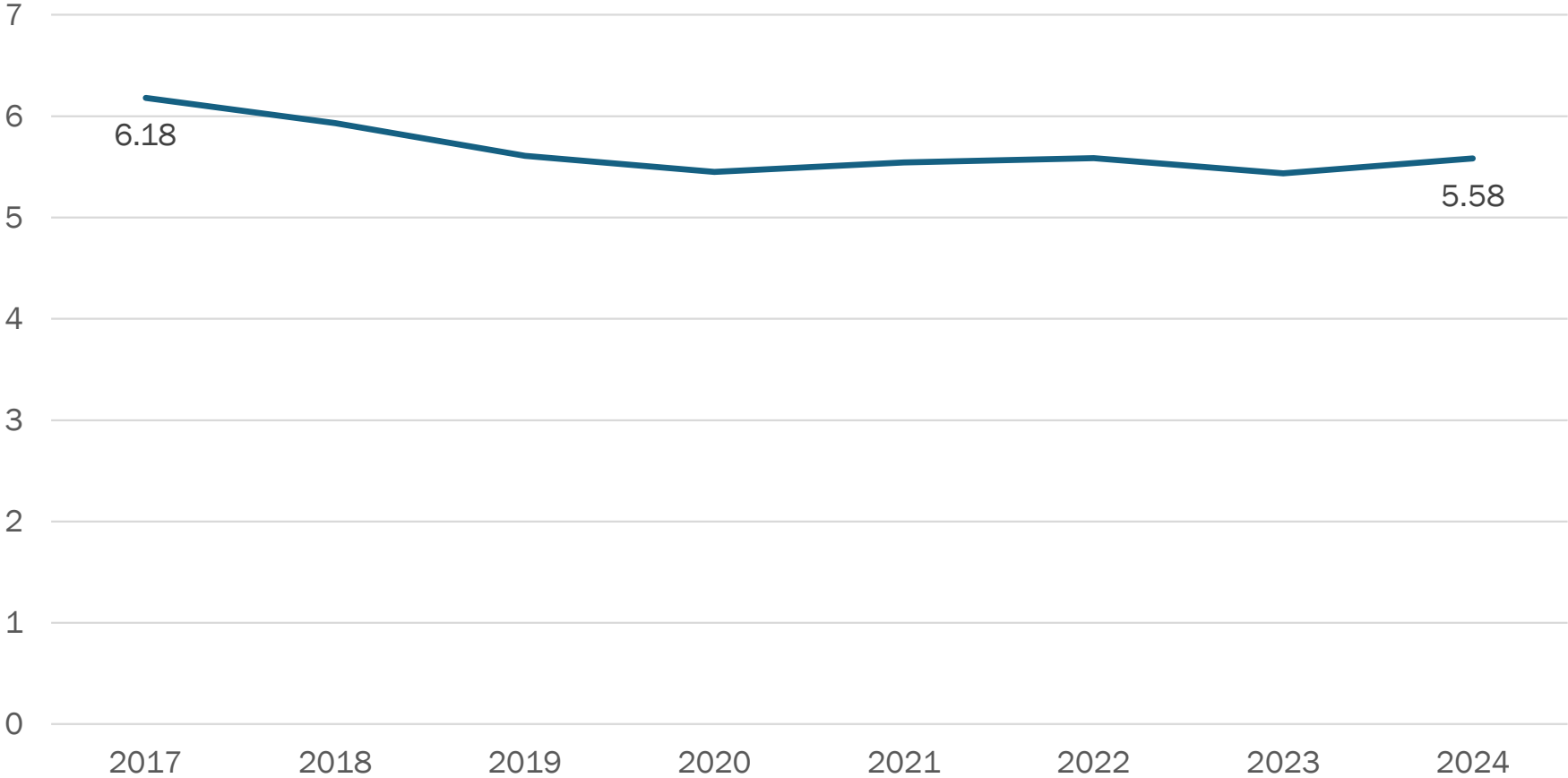
Mission Support (2017-2024)

7F - Southeastern Pennsylvania

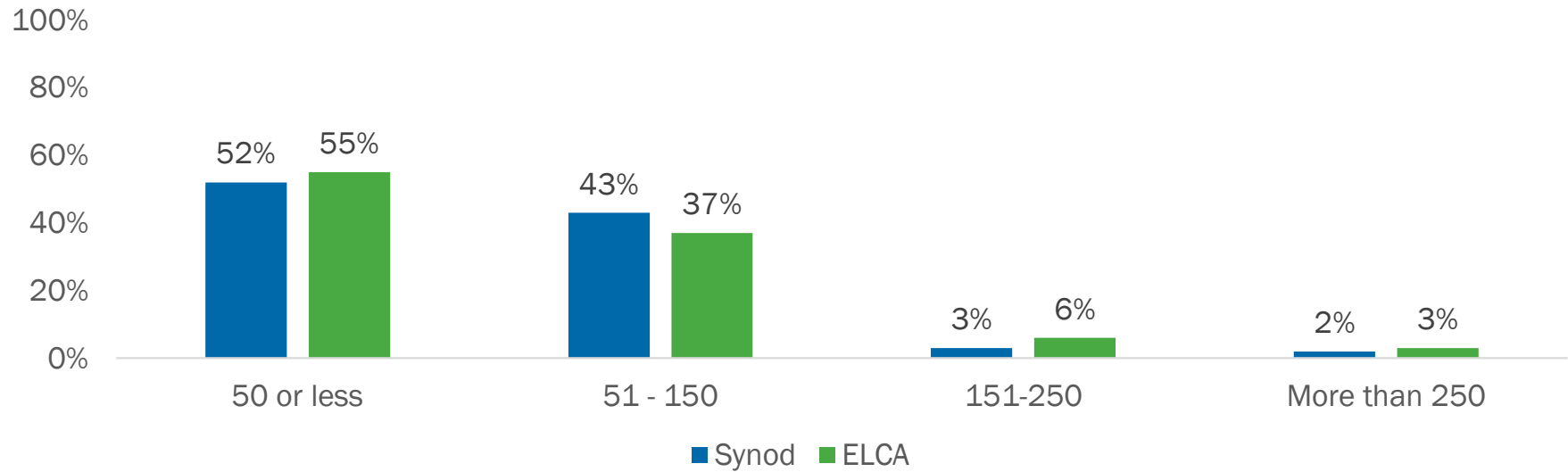


Mission Support as % of Regular Giving (2017-2024)

7F - Southeastern Pennsylvania



Congregations by Size (Average On-Site Worship Attendance) 7F - Southeastern Pennsylvania



Average On-Site Worship Attendance	Number of congregations (Synod)*	% of congregations (Synod)	Number of congregations (ELCA)*	% of congregations (ELCA)
50 or less	67	52%	4134	55%
51-150	55	43%	2787	37%
151-250	4	3%	430	6%
More than 250	2	2%	220	3%

*Submitted at least one Annual Congregation Report between 2020 and 2024.

Growth and Decline (2019-24)

7F - Southeastern Pennsylvania

Change in Baptized Membership	# of congregations* (Synod)	% of congregations (Synod)	# of congregations* (ELCA)	% of congregations (ELCA)
Decline greater than 25%	28	34%	1,450	28%
Decline between 5% - 25%	20	24%	1,504	29%
Stable (decline <5% - incline <5%)	25	30%	1,492	29%
Increase between 5% - 25%	8	10%	545	11%
Increase greater than 25%	2	2%	109	2%

Change in Active Participants	# of congregations* (Synod)	% of congregations (Synod)	# of congregations* (ELCA)	% of congregations (ELCA)
Decline greater than 25%	44	53%	2,298	45%
Decline between 5% - 25%	12	14%	1,133	22%
Stable (decline <5% - incline <5%)	12	14%	491	10%
Increase between 5% - 25%	5	6%	510	10%
Increase greater than 25%	10	12%	668	13%

Change in On-Site Worship Attendance	# of congregations* (Synod)	% of congregations (Synod)	# of congregations* (ELCA)	% of congregations (ELCA)
Decline greater than 25%	53	64%	2,740	54%
Decline between 5% - 25%	28	34%	1,590	31%
Stable (decline <5% - incline <5%)	2	2%	329	6%
Increase between 5% - 25%	0	0%	281	6%
Increase greater than 25%	0	0%	160	3%

*Only congregations that filed an Annual Congregation Report in 2019 and 2024 are included.

Baptized Members, Average Attendance, and Active Participants

Baptized Members, Average Attendance (online and on-site), and Active Participants

7F - Southeastern Pennsylvania

CongID	Congregation Name	City	State	ZIP	Data Year	Baptized Members	Average Online Attendance	Average On-site Attendance	Active Participants
00672	St Paul Lutheran Church	Doylestown	PA	18901-3764	2024	1480	114	285	1500
00680	Trinity Lutheran Church	Lansdale	PA	19446-1926	2024	3095	172	316	1227
00688	St Paul Lutheran Church	Red Hill	PA	18076-0406	2024	1043	0	60	1043
00698	Christ Lutheran Church	Harleysville	PA	19438-2561	2024	553	32	76	723
00674	St John Lutheran Church	Hatboro	PA	19040-2058	2020	2309	300	50	700
00441	St Luke Lutheran Church	Devon	PA	19333-1485	2024	887	0	113	680
00692	Emmanuel Lutheran Church	Souderton	PA	18964-1806	2024	250	58	92	670
07204	St John Lutheran Church	Phoenixville	PA	19460-2582	2024	627	43	106	627
00459	St Matthew Lutheran Church	Springfield	PA	19064-3512	2019	814	0	0	530
00700	Advent Lutheran Church Of Goschenhoppen	Harleysville	PA	19438-2633	2024	469	44	151	469
00461	Calvary Lutheran Church	West Chester	PA	19382-3666	2024	867	43	182	465
00705	Upper Dublin Lutheran Church	Ambler	PA	19002-4947	2024	1067	80	210	456
00836	St James Lutheran Church	Limerick	PA	19468-1411	2024	390	32	104	403
00886	Advent Lutheran Church	West Chester	PA	19382-7951	2024	312	30	105	400
00435	St Paul Lutheran Church	Ardmore	PA	19003-3132	2024	588	14	87	390
00827	St Andrew Lutheran Church	Audubon	PA	19403-2251	2024	582	65	190	380
00452	Reformation Evangelical Lutheran Church	Media	PA	19063-2009	2024	517	0	120	358
00848	Grace Lutheran Church	Royersford	PA	19468-2000	2024	339	38	98	343
30854	Faith Immanuel Lutheran Church	East Lansdowne	PA	19050-2624	2024	422	65	140	340
00684	St Andrew Lutheran Church	Perkasie	PA	18944-1611	2024	863	41	87	331
00838	New Hanover Evangelical Lutheran Church	Gilbertsville	PA	19525-9622	2024	1019	40	126	328
00887	Lutheran Church Of God's Love	Newtown	PA	18940-1747	2024	423	30	134	323

Baptized Members, Average Attendance (online and on-site), and Active Participants

7F - Southeastern Pennsylvania

CongID	Congregation Name	City	State	ZIP	Data Year	Baptized Members	Average Online Attendance	Average On-site Attendance	Active Participants
00640	Gloria Dei Church	Huntingdon Valley	PA	19006-6427	2024	470	60	120	313
00711	Good Shepherd Lutheran Church	King of Prussia	PA	19406-2031	2024	350	52	66	313
00665	Good Shepherd Lutheran Church	Southampton	PA	18966-4711	2024	645	50	115	307
00683	St Mark Lutheran Church	Pennsburg	PA	18073-1344	2024	1195	38	59	296
00694	St John Lutheran Church	Green Lane	PA	18054-2269	2024	561	8	87	260
00679	St Matthew Lutheran Church	Perkasie	PA	18944-3940	2024	947	14	88	250
00850	Jerusalem Lutheran Church	Schwenksville	PA	19473-1135	2024	630	15	75	250
00695	St Paul Lutheran Church	Telford	PA	18969-1904	2024	496	208	102	225
00670	St John Lutheran Church	Blue Bell	PA	19422-1380	2024	293	51	90	210
00837	St Paul Lutheran Church	Exton	PA	19341-1215	2024	548	35	145	204
00681	St Peter Lutheran Church	North Wales	PA	19454-3409	2024	719	10	120	200
00685	Trinity Lutheran Church	Perkasie	PA	18944-1301	2024	724	43	95	200
00696	Little Zion Lutheran Church	Telford	PA	18969-2230	2024	575	200	70	200
00716	Christ's Lutheran Church	Oreland	PA	19075-1234	2024	659	8	80	200
00833	Messiah Lutheran Church	Downingtown	PA	19335-2825	2024	604	14	109	200
00669	St Paul's Evangelical Lutheran Church	Quakertown	PA	18951-5409	2024	185	44	34	185
00675	Peace-Tohickon Lutheran Church	Perkasie	PA	18944-3715	2024	194	41	63	183
00431	St Michael's Lutheran Church	Philadelphia	PA	19125	2024	18	0	10	182
00447	Temple Lutheran Church	Havertown	PA	19083-4005	2024	356	10	87	179
00834	Zion Lutheran Church	Spring City	PA	19475-2401	2024	253	15	50	160
00645	Redeemer Lutheran Church	Penndel	PA	19047-5151	2024	473	11	50	152
00676	Grace Lutheran Church	Hatfield	PA	19440-2416	2024	208	60	61	152
00438	St Mark Lutheran Church	Clifton Heights	PA	19018-1104	2024	208	20	33	150

Baptized Members, Average Attendance (online and on-site), and Active Participants

7F - Southeastern Pennsylvania

CongID	Congregation Name	City	State	ZIP	Data Year	Baptized Members	Average Online Attendance	Average On-site Attendance	Active Participants
00687	Trinity Lutheran Church	Quakertown	PA	18951-1596	2024	331	131	76	150
00690	St John Lutheran Church	Sellersville	PA	18960-3142	2024	138	190	50	150
00712	St Peter Lutheran Church	Lafayette Hill	PA	19444-1707	2024	765	35	70	150
00830	St Matthew Lutheran Church	Chester Springs	PA	19425-3600	2024	1046	5	71	150
00677	St Peter Lutheran Church	Hilltown	PA	18927-9715	2024	208	20	36	149
00706	St Mark Lutheran Church	Conshohocken	PA	19428-1733	2024	197	68	55	140
00460	Christ Lutheran Church	Upper Darby	PA	19082-3808	2024	200	14	47	138
07372	Family Of God Lutheran Church	Buckingham	PA	18912-0362	2024	221	11	45	137
00436	Holy Trinity Lutheran Church	Wallingford	PA	19086-7224	2024	217	0	76	136
00851	Augustus Lutheran Church	Trappe	PA	19426-1935	2024	728	27	106	133
00701	Zion Lutheran Church	Zionhill	PA	18981-0081	2024	268	0	44	129
00444	St John-Tinicum Lutheran Church	Essington	PA	19029-1635	2015	132	0	0	126
00880	Lutheran Church Of The Good Shepherd	Coatesville	PA	19320-2546	2024	196	15	89	125
00409	Evangelical Lutheran Church Of Durham	Durham	PA	18039-0100	2024	157	15	47	124
00729	St Peter Lutheran Church	Philadelphia	PA	19138-1416	2024	432	19	47	119
00651	Immanuel Lutheran Church	Philadelphia	PA	19116-1406	2024	208	15	51	116
00678	Redeemer Lutheran Church	Jamison	PA	18929-1618	2024	281	107	80	115
00412	Atonement Lutheran Church	Philadelphia	PA	19125-2434	2024	91	37	32	114
00423	Mediator Lutheran Church	Philadelphia	PA	19132-2511	2024	143	65	116	112
00846	St Peter Lutheran Church	Pottstown	PA	19464-6640	2024	157	19	25	110
00720	Christ Ascension Lutheran Church	Philadelphia	PA	19118-3404	2022	106	15	20	106
00419	Holy Communion Lutheran Church	Philadelphia	PA	19103-4406	2024	104	27	45	104
00691	St Michael Lutheran Church	Sellersville	PA	18960-2434	2024	214	46	57	104

Baptized Members, Average Attendance (online and on-site), and Active Participants

7F - Southeastern Pennsylvania

CongID	Congregation Name	City	State	ZIP	Data Year	Baptized Members	Average Online Attendance	Average On-site Attendance	Active Participants
30224	Christ The King Deaf Church	West Chester	PA	19382-3666	2024	69	0	19	103
00663	Tabor Lutheran Church	Philadelphia	PA	19120-4218	2024	72	3	13	99
00639	St Stephen Lutheran Church	Feasterville Trevose	PA	19053-6047	2024	245	13	85	98
00715	Trinity Lutheran Church	Fairview Village	PA	19409-0340	2024	287	104	63	94
00702	Faith Lutheran Church	Montgomeryville	PA	18936-0182	2024	164	2	43	93
00410	Trinity Lutheran Church	Coopersburg	PA	18036-9770	2024	211	0	37	91
30899	New Life Ministries of the ELCA	Philadelphia	PA	19143-4811	2024	108	20	45	91
00699	Christ Lutheran Church	Trumbauersville	PA	18970-0569	2024	237	42	24	89
00415	Christ Evangelical Lutheran Church	Philadelphia	PA	19121-1191	2024	92	0	55	85
00697	Christ Lutheran Church	Pipersville	PA	18947-9308	2024	318	27	34	85
20255	The Lutheran Church Of The Resurrection	Yardley	PA	19067-3155	2024	255	3	47	85
00448	Trinity Lutheran Church	Havertown	PA	19083-3431	2019	216	0	0	85
00498	St Peter Lutheran Church	Riegelsville	PA	18077-0188	2024	266	20	39	83
00654	St David Lutheran Church	Philadelphia	PA	19114-2859	2024	524	0	51	79
30217	Iglesia Luterana Nueva Creacion	Philadelphia	PA	19140-4638	2016	223	0	0	79
00658	St Paul Lutheran Church	Philadelphia	PA	19120-1824	2024	405	10	30	75
00693	St John Lutheran Church	Spinnerstown	PA	18968-0120	2024	284	19	50	75
00844	St James Lutheran Church	Pottstown	PA	19464-4909	2024	412	45	75	75
00653	Redemption Lutheran Church	Philadelphia	PA	19152-2801	2023	112	8	35	75
00667	Advent Lutheran Church	Richboro	PA	18954-0840	2024	225	4	43	72
00835	St Luke Lutheran Church	Gilbertsville	PA	19525-0338	2024	243	0	47	69
00449	St Michael Lutheran Church	Unionville	PA	19375-0178	2024	465	30	128	65
00664	Zion Lutheran Church	Philadelphia	PA	19120-3227	2020	73	45	45	65

Baptized Members, Average Attendance (online and on-site), and Active Participants

7F - Southeastern Pennsylvania

CongID	Congregation Name	City	State	ZIP	Data Year	Baptized Members	Average Online Attendance	Average On-site Attendance	Active Participants
00666	Peace Lutheran Church	Bensalem	PA	19020-3800	2018	104	0	0	65
00849	St Paul Lutheran Church	Sassamansville	PA	19472-0370	2024	271	2	35	64
00458	Holy Spirit Lutheran Church	Secane	PA	19018-2827	2024	159	0	31	62
00422	University/Incarnation Lutheran Church	Philadelphia	PA	19104-2612	2024	53	15	36	61
30809	Saints United Lutheran Church	Philadelphia	PA	19136-4310	2024	61	15	27	61
00652	Prince Of Peace Lutheran Church	Philadelphia	PA	19111-6004	2024	60	0	20	60
00661	St Timothy Lutheran Church	Philadelphia	PA	19111-2255	2024	88	12	40	60
00839	Christ Lutheran Church	Barto	PA	19504-9314	2024	256	4	52	60
30804	Emmaus Road Lutheran Church	Levittown	PA	19057-1304	2024	327	0	40	60
30170	Living God Lutheran Church	Honey Brook	PA	19344-8685	2023	148	0	58	58
16432	Ascension Lutheran Church	Newtown	PA	18940-2708	2024	136	3	34	57
00842	Emmanuel Lutheran Church	Pottstown	PA	19464-5434	2024	191	5	55	55
10464	Faith Lutheran Church	Philadelphia	PA	19154-2821	2024	99	8	36	55
00727	St Mark Lutheran Church	Philadelphia	PA	19126-3655	2020	326	160	10	55
00416	Emanuel Lutheran Church	Philadelphia	PA	19147-4238	2014	127	0	0	55
00732	Grace Lutheran Church	Wyndmoor	PA	19038-7907	2024	299	4	24	54
00462	St Timothy's Lutheran Church	Aston	PA	19014-2609	2024	943	4	49	51
00708	Trinity Lutheran Church	Fort Washington	PA	19034-1525	2024	90	2	25	51
00480	Upper Tincum Lutheran Church	Upper Black Eddy	PA	18972-0166	2024	77	3	16	50
00689	St John Lutheran Church	Richlandtown	PA	18955-0458	2024	135	12	29	50
00637	Zion Lutheran Church	Bristol	PA	19007-5240	2019	92	0	0	50
00852	Centennial Lutheran Church	Kimberton	PA	19442-0840	2024	109	0	34	49
00418	Grace Evangelical Lutheran Church	Philadelphia	PA	19104-1951	2024	149	85	25	47

Baptized Members, Average Attendance (online and on-site), and Active Participants

7F - Southeastern Pennsylvania

CongID	Congregation Name	City	State	ZIP	Data Year	Baptized Members	Average Online Attendance	Average On-site Attendance	Active Participants
00843	Grace Lutheran Church	Pottstown	PA	19464-4605	2024	216	60	24	47
00644	St John Lutheran Church	Yardley	PA	19067-3307	2024	63	0	18	46
00682	St Luke Lutheran Church	Zieglerville	PA	19492-9703	2024	655	3	55	45
00710	Resurrection Lutheran Church	Horsham	PA	19044-1505	2024	63	6	28	43
00453	Holy Trinity Lutheran Church	Narberth	PA	19072-1920	2024	135	8	20	42
00455	Immanuel Lutheran Church	Norwood	PA	19074-1416	2024	104	0	35	42
00668	Jerusalem Lutheran Church	Sellersville	PA	18960-1339	2024	101	30	30	40
00726	Evangelical Lutheran Church of the Reformation	Philadelphia	PA	19150-2500	2024	176	10	70	40
30541	Spirit and Truth Worship Center	Yeadon	PA	19050-3805	2022	101	0	15	40
00656	St John's Evangelical Lutheran Church	Philadelphia	PA	19149-2031	2024	165	25	45	35
00731	Evangelical Lutheran Church Of The Living Word	Roslyn	PA	19001-3128	2024	79	2	15	35
00408	Christ Lutheran Church	Springtown	PA	18081-0216	2024	120	0	20	30
00853	St Peter Lutheran Church	Chester Springs	PA	19425-1213	2024	183	0	25	30
00442	Grace Lutheran Church	Drexel Hill	PA	19026-3101	2024	79	4	16	25
00445	St John Lutheran Church	Folcroft	PA	19032-1021	2024	86	41	12	25
00643	St John Evangelical Lutheran Church	Melrose Park	PA	19027-3018	2024	112	6	20	25
20249	Grace Lutheran Church	Broomall	PA	19008-3028	2024	44	16	15	25
00433	Tabernacle Lutheran Church	Philadelphia	PA	19139-3833	2024	292	35	17	20
00479	St Luke Lutheran Church	Ferndale	PA	18921-0067	2019	107	0	0	20
00730	Trinity Lutheran Church	Philadelphia	PA	19144-2304	2019	45	0	0	20
00463	St Matthew Evangelical Lutheran Church	Woodlyn	PA	19094-0055	2021	52	3	15	18
30309	Community Of Love Lutheran Church	Oxford	PA	19363-1503	2024	15	0	12	15

Baptized Members, Average Attendance (online and on-site), and Active Participants

7F - Southeastern Pennsylvania

CongID	Congregation Name	City	State	ZIP	Data Year	Baptized Members	Average Online Attendance	Average On-site Attendance	Active Participants
00709	St Paul Lutheran Church	Glenside	PA	19038-4114	2024	609	50	100	10
00443	Immanuel Lutheran Church	East Lansdowne	PA	19050-2624	2011	9	0	0	9

Baptisms by Congregation

Baptisms

7F - Southeastern Pennsylvania

CongID	Congregation Name	City	State	ZIP	Data Year	Baptisms
00433	Tabernacle Lutheran Church	Philadelphia	PA	19139-3833	2024	144
00680	Trinity Lutheran Church	Lansdale	PA	19446-1926	2024	21
00705	Upper Dublin Lutheran Church	Ambler	PA	19002-4947	2024	15
00678	Redeemer Lutheran Church	Jamison	PA	18929-1618	2024	13
00461	Calvary Lutheran Church	West Chester	PA	19382-3666	2024	12
00837	St Paul Lutheran Church	Exton	PA	19341-1215	2024	12
00452	Reformation Evangelical Lutheran Church	Media	PA	19063-2009	2024	11
00694	St John Lutheran Church	Green Lane	PA	18054-2269	2024	11
00838	New Hanover Evangelical Lutheran Church	Gilbertsville	PA	19525-9622	2024	11
00886	Advent Lutheran Church	West Chester	PA	19382-7951	2024	10
30899	New Life Ministries of the ELCA	Philadelphia	PA	19143-4811	2024	10
00412	Atonement Lutheran Church	Philadelphia	PA	19125-2434	2024	9
00851	Augustus Lutheran Church	Trappe	PA	19426-1935	2024	9
00449	St Michael Lutheran Church	Unionville	PA	19375-0178	2024	8
00685	Trinity Lutheran Church	Perkasie	PA	18944-1301	2024	8
00447	Temple Lutheran Church	Havertown	PA	19083-4005	2024	7
00645	Redeemer Lutheran Church	Penndel	PA	19047-5151	2024	7
00672	St Paul Lutheran Church	Doylestown	PA	18901-3764	2024	7
00700	Advent Lutheran Church Of Goschenhoppen	Harleysville	PA	19438-2633	2024	7
00887	Lutheran Church Of God's Love	Newtown	PA	18940-1747	2024	7
30170	Living God Lutheran Church	Honey Brook	PA	19344-8685	2023	7
00666	Peace Lutheran Church	Bensalem	PA	19020-3800	2018	7
00654	St David Lutheran Church	Philadelphia	PA	19114-2859	2024	6

Baptisms

7F - Southeastern Pennsylvania

CongID	Congregation Name	City	State	ZIP	Data Year	Baptisms
00656	St John's Evangelical Lutheran Church	Philadelphia	PA	19149-2031	2024	6
00665	Good Shepherd Lutheran Church	Southampton	PA	18966-4711	2024	6
00681	St Peter Lutheran Church	North Wales	PA	19454-3409	2024	6
00835	St Luke Lutheran Church	Gilbertsville	PA	19525-0338	2024	6
00674	St John Lutheran Church	Hatboro	PA	19040-2058	2020	6
00435	St Paul Lutheran Church	Ardmore	PA	19003-3132	2024	5
00462	St Timothy's Lutheran Church	Aston	PA	19014-2609	2024	5
00640	Gloria Dei Church	Huntingdon Valley	PA	19006-6427	2024	5
00683	St Mark Lutheran Church	Pennsburg	PA	18073-1344	2024	5
00729	St Peter Lutheran Church	Philadelphia	PA	19138-1416	2024	5
00830	St Matthew Lutheran Church	Chester Springs	PA	19425-3600	2024	5
30854	Faith Immanuel Lutheran Church	East Lansdowne	PA	19050-2624	2024	5
00416	Emanuel Lutheran Church	Philadelphia	PA	19147-4238	2014	5
00438	St Mark Lutheran Church	Clifton Heights	PA	19018-1104	2024	4
00639	St Stephen Lutheran Church	Feasterville Trevose	PA	19053-6047	2024	4
00670	St John Lutheran Church	Blue Bell	PA	19422-1380	2024	4
00679	St Matthew Lutheran Church	Perkasie	PA	18944-3940	2024	4
00684	St Andrew Lutheran Church	Perkasie	PA	18944-1611	2024	4
00701	Zion Lutheran Church	Zionhill	PA	18981-0081	2024	4
00827	St Andrew Lutheran Church	Audubon	PA	19403-2251	2024	4
00836	St James Lutheran Church	Limerick	PA	19468-1411	2024	4
00850	Jerusalem Lutheran Church	Schwenksville	PA	19473-1135	2024	4
00653	Redemption Lutheran Church	Philadelphia	PA	19152-2801	2023	4

Baptisms

7F - Southeastern Pennsylvania

CongID	Congregation Name	City	State	ZIP	Data Year	Baptisms
00459	St Matthew Lutheran Church	Springfield	PA	19064-3512	2019	4
00637	Zion Lutheran Church	Bristol	PA	19007-5240	2019	4
00418	Grace Evangelical Lutheran Church	Philadelphia	PA	19104-1951	2024	3
00498	St Peter Lutheran Church	Riegelsville	PA	18077-0188	2024	3
00661	St Timothy Lutheran Church	Philadelphia	PA	19111-2255	2024	3
00669	St Paul's Evangelical Lutheran Church	Quakertown	PA	18951-5409	2024	3
00676	Grace Lutheran Church	Hatfield	PA	19440-2416	2024	3
00687	Trinity Lutheran Church	Quakertown	PA	18951-1596	2024	3
00692	Emmanuel Lutheran Church	Souderton	PA	18964-1806	2024	3
00709	St Paul Lutheran Church	Glenside	PA	19038-4114	2024	3
00834	Zion Lutheran Church	Spring City	PA	19475-2401	2024	3
00880	Lutheran Church Of The Good Shepherd	Coatesville	PA	19320-2546	2024	3
00444	St John-Tinicum Lutheran Church	Essington	PA	19029-1635	2015	3
00410	Trinity Lutheran Church	Coopersburg	PA	18036-9770	2024	2
00415	Christ Evangelical Lutheran Church	Philadelphia	PA	19121-1191	2024	2
00431	St Michael's Lutheran Church	Philadelphia	PA	19125	2024	2
00460	Christ Lutheran Church	Upper Darby	PA	19082-3808	2024	2
00480	Upper Tincum Lutheran Church	Upper Black Eddy	PA	18972-0166	2024	2
00697	Christ Lutheran Church	Pipersville	PA	18947-9308	2024	2
00706	St Mark Lutheran Church	Conshohocken	PA	19428-1733	2024	2
00708	Trinity Lutheran Church	Fort Washington	PA	19034-1525	2024	2
00711	Good Shepherd Lutheran Church	King of Prussia	PA	19406-2031	2024	2
00839	Christ Lutheran Church	Barto	PA	19504-9314	2024	2

Baptisms

7F - Southeastern Pennsylvania

CongID	Congregation Name	City	State	ZIP	Data Year	Baptisms
00844	St James Lutheran Church	Pottstown	PA	19464-4909	2024	2
07204	St John Lutheran Church	Phoenixville	PA	19460-2582	2024	2
10464	Faith Lutheran Church	Philadelphia	PA	19154-2821	2024	2
30541	Spirit and Truth Worship Center	Yeadon	PA	19050-3805	2022	2
00409	Evangelical Lutheran Church Of Durham	Durham	PA	18039-0100	2024	1
00419	Holy Communion Lutheran Church	Philadelphia	PA	19103-4406	2024	1
00436	Holy Trinity Lutheran Church	Wallingford	PA	19086-7224	2024	1
00445	St John Lutheran Church	Folcroft	PA	19032-1021	2024	1
00455	Immanuel Lutheran Church	Norwood	PA	19074-1416	2024	1
00458	Holy Spirit Lutheran Church	Secane	PA	19018-2827	2024	1
00643	St John Evangelical Lutheran Church	Melrose Park	PA	19027-3018	2024	1
00658	St Paul Lutheran Church	Philadelphia	PA	19120-1824	2024	1
00667	Advent Lutheran Church	Richboro	PA	18954-0840	2024	1
00668	Jerusalem Lutheran Church	Sellersville	PA	18960-1339	2024	1
00688	St Paul Lutheran Church	Red Hill	PA	18076-0406	2024	1
00695	St Paul Lutheran Church	Telford	PA	18969-1904	2024	1
00696	Little Zion Lutheran Church	Telford	PA	18969-2230	2024	1
00702	Faith Lutheran Church	Montgomeryville	PA	18936-0182	2024	1
00715	Trinity Lutheran Church	Fairview Village	PA	19409-0340	2024	1
00716	Christ's Lutheran Church	Oreland	PA	19075-1234	2024	1
00726	Evangelical Lutheran Church of the Reformation	Philadelphia	PA	19150-2500	2024	1
00732	Grace Lutheran Church	Wyndmoor	PA	19038-7907	2024	1
00833	Messiah Lutheran Church	Downingtown	PA	19335-2825	2024	1

Baptisms

7F - Southeastern Pennsylvania

CongID	Congregation Name	City	State	ZIP	Data Year	Baptisms
00842	Emmanuel Lutheran Church	Pottstown	PA	19464-5434	2024	1
00846	St Peter Lutheran Church	Pottstown	PA	19464-6640	2024	1
00849	St Paul Lutheran Church	Sassamansville	PA	19472-0370	2024	1
00853	St Peter Lutheran Church	Chester Springs	PA	19425-1213	2024	1
16432	Ascension Lutheran Church	Newtown	PA	18940-2708	2024	1
20255	The Lutheran Church Of The Resurrection	Yardley	PA	19067-3155	2024	1
00408	Christ Lutheran Church	Springtown	PA	18081-0216	2024	0
00422	University/Incarnation Lutheran Church	Philadelphia	PA	19104-2612	2024	0
00423	Mediator Lutheran Church	Philadelphia	PA	19132-2511	2024	0
00441	St Luke Lutheran Church	Devon	PA	19333-1485	2024	0
00442	Grace Lutheran Church	Drexel Hill	PA	19026-3101	2024	0
00453	Holy Trinity Lutheran Church	Narberth	PA	19072-1920	2024	0
00644	St John Lutheran Church	Yardley	PA	19067-3307	2024	0
00651	Immanuel Lutheran Church	Philadelphia	PA	19116-1406	2024	0
00652	Prince Of Peace Lutheran Church	Philadelphia	PA	19111-6004	2024	0
00663	Tabor Lutheran Church	Philadelphia	PA	19120-4218	2024	0
00675	Peace-Tohickon Lutheran Church	Perkasie	PA	18944-3715	2024	0
00677	St Peter Lutheran Church	Hilltown	PA	18927-9715	2024	0
00682	St Luke Lutheran Church	Zieglerville	PA	19492-9703	2024	0
00689	St John Lutheran Church	Richlandtown	PA	18955-0458	2024	0
00690	St John Lutheran Church	Sellersville	PA	18960-3142	2024	0
00691	St Michael Lutheran Church	Sellersville	PA	18960-2434	2024	0
00693	St John Lutheran Church	Spinnerstown	PA	18968-0120	2024	0

Baptisms

7F - Southeastern Pennsylvania

CongID	Congregation Name	City	State	ZIP	Data Year	Baptisms
00698	Christ Lutheran Church	Harleysville	PA	19438-2561	2024	0
00699	Christ Lutheran Church	Trumbauersville	PA	18970-0569	2024	0
00710	Resurrection Lutheran Church	Horsham	PA	19044-1505	2024	0
00712	St Peter Lutheran Church	Lafayette Hill	PA	19444-1707	2024	0
00731	Evangelical Lutheran Church Of The Living Word	Roslyn	PA	19001-3128	2024	0
00843	Grace Lutheran Church	Pottstown	PA	19464-4605	2024	0
00848	Grace Lutheran Church	Royersford	PA	19468-2000	2024	0
00852	Centennial Lutheran Church	Kimberton	PA	19442-0840	2024	0
07372	Family Of God Lutheran Church	Buckingham	PA	18912-0362	2024	0
20249	Grace Lutheran Church	Broomall	PA	19008-3028	2024	0
30224	Christ The King Deaf Church	West Chester	PA	19382-3666	2024	0
30309	Community Of Love Lutheran Church	Oxford	PA	19363-1503	2024	0
30804	Emmaus Road Lutheran Church	Levittown	PA	19057-1304	2024	0
30809	Saints United Lutheran Church	Philadelphia	PA	19136-4310	2024	0
00720	Christ Ascension Lutheran Church	Philadelphia	PA	19118-3404	2022	0
00463	St Matthew Evangelical Lutheran Church	Woodlyn	PA	19094-0055	2021	0
00664	Zion Lutheran Church	Philadelphia	PA	19120-3227	2020	0
00727	St Mark Lutheran Church	Philadelphia	PA	19126-3655	2020	0
00448	Trinity Lutheran Church	Havertown	PA	19083-3431	2019	0
00479	St Luke Lutheran Church	Ferndale	PA	18921-0067	2019	0
00730	Trinity Lutheran Church	Philadelphia	PA	19144-2304	2019	0
30217	Iglesia Luterana Nueva Creacion	Philadelphia	PA	19140-4638	2016	0
00443	Immanuel Lutheran Church	East Lansdowne	PA	19050-2624	2011	0

Congregation Reports

**Evangelical Lutheran Church in America
Name and Address Summary Report as of December 31, 2024**

7F Southeastern Pennsylvania Synod, ELCA

Cong ID	Congregation Name	Lang Codes	Location Address	City, State	Ministers	Year Orgn	Bapt Mbrs	Conf Mbrs	Avg Atnd On-site	Avg Atnd Online
Conference: 01 Central Philadelphia										
00412	Atonement	EN	1542 E Montgomery Ave	Philadelphia, PA	Noah D. Hepler	1894	91	52	32	37
00415	Christ Evangelical	EN	3006 W Diamond St	Philadelphia, PA		1951	92	92	55	0
00416	* Emanuel	EN	937 S 3rd St	Philadelphia, PA		1866	127	118	--	--
00418	Grace Evangelical	EN	36th & Haverford Ave	Philadelphia, PA		1870	149	100	25	85
00419	Holy Communion	EN	2110 Chestnut St	Philadelphia, PA		1875	104	104	45	27
30217	* Iglesia Luterana Nueva Creacion	SP EN	162 W Tioga St	Philadelphia, PA	Lyzette Rios-Sanchez	1999	223	215	--	--
00423	Mediator	EN	2832 N 28th St	Philadelphia, PA	Regina D. Goodrich	1905	143	135	116	65
30899	New Life Ministries of the ELCA	EN	5401 Springfield Ave	Philadelphia, PA	Derric Jackson	2010	108	105	45	20
00431	St Michael's	EN	Trenton Ave & E Cumberland St	Philadelphia, PA		1871	18	16	10	0
00729	St Peter	EN	2169 74th Ave	Philadelphia, PA	Neil A. Bond Gwendolyn Johnson-Bond	1930	432	246	47	19
00433	Tabernacle	EN	5843 Spruce St	Philadelphia, PA	Carlton E. Rodgers	1907	292	50	17	35
00422	University/Incarnation	EN	3637 Chestnut St	Philadelphia, PA	Meagan C. Esterby	1970	53	52	36	15
Conference Totals:							1,832	1,285	428	303

Code Key:

* = 2024 data not available as of report run date

**Evangelical Lutheran Church in America
Name and Address Summary Report as of December 31, 2024**

7F Southeastern Pennsylvania Synod, ELCA

Cong ID	Congregation Name	Lang Codes	Location Address	City, State	Ministers	Year Orgn	Bapt Mbrs	Conf Mbrs	Avg Atnd On-site	Avg Atnd Online
Conference: 02 Chester										
00830	St Matthew	EN	2440 Conestoga Rd	Chester Springs, PA		1833	1,046	814	71	5
00853	St Peter	EN	1239 Clover Mill Rd	Chester Springs, PA	Ronald P. Wesemann Paisley C. Le Roy	1771	183	136	25	0
00880	Lutheran Church Of The Good Shepherd	EN	107 S 17th Ave	Coatesville, PA	Joseph F. Klinger	1970	196	185	89	15
00441	St Luke	EN	203 N Valley Forge Rd	Devon, PA	Mycah L. McNett Matthew C. Staniz	1954	887	885	113	0
00833	Messiah	EN	46 W Lancaster Ave	Downingtown, PA	Timothy H. Knauss	1902	604	250	109	14
00837	St Paul	EN	104 S Village Ave	Exton, PA	Stuart W. Luce	1838	548	456	145	35
30170 *	Living God	EN	3200 Horseshoe Pike	Honey Brook, PA	Ronald V. Dziuk	1993	148	148	58	0
00449	St Michael	EN	109 E Doe Run Rd	Kennett Square, PA	David M. Grainson	1959	465	465	128	30
00852	Centennial	EN	1330 Hares Hill Rd	Kimberton, PA		1876	109	109	34	0
30309	Community Of Love	EN	117 N 4th St	Oxford, PA		1999	15	13	12	0
07204	St John	EN	355 Saint Johns Cir	Phoenixville, PA	Kyle R. Crouthamel Wayne R. Shelor F T. Snyder	1872	627	484	106	43
00834	Zion	EN	39 Bonnie Brae Rd	Spring City, PA	Taylor J. Walker	1743	253	253	50	15
00886	Advent	EN	1601 Green Ln	West Chester, PA	Christopher J. Franz	1967	312	249	105	30
00461	Calvary	EN	730 S New St	West Chester, PA	Daniel J. Krewson	1924	867	658	182	43
30224	Christ The King Deaf Church	SI EN	730 S New St	West Chester, PA	Beth D. Lockard	2001	69	41	19	0
Conference Totals:							6,329	5,146	1,246	230

**Evangelical Lutheran Church in America
Name and Address Summary Report as of December 31, 2024**

7F Southeastern Pennsylvania Synod, ELCA

Cong ID	Congregation Name	Lang Codes	Location Address	City, State	Ministers	Year Orgn	Bapt Mbrs	Conf Mbrs	Avg Atnd On-site	Avg Atnd Online
Conference: 03 Delaware										
00435	St Paul	EN	415 E Athens Ave	Ardmore, PA	Laura M. Tancredi	1765	588	467	87	14
00462	St Timothy's	EN	535 Lamp Post Ln	Aston, PA	Marie R. Sager	1962	943	446	49	4
20249	Grace	EN	2191 W. Chester Pike	Broomall, PA	Kayla J. Sadowy	1941	44	44	15	16
00438	St Mark	EN	436 N Oak Ave	Clifton Heights, PA		1903	208	208	33	20
00442	Grace	EN	600 Edmonds Ave	Drexel Hill, PA	Sarah C. Anderson-Rajarigam	1924	79	42	16	4
30854	Faith Immanuel	EN	65 Penn Blvd	East Lansdowne, PA		2012	422	422	140	65
00443	* Immanuel	EN	65 Penn Blvd	East Lansdowne, PA	Moses S. Dennis	1907	9	3	--	--
00444	* St John-Tinicum	EN	601 Seneca St	Essington, PA		1904	132	112	--	--
00445	St John	EN	1500 Glen Ave	Folcroft, PA	Wende L. Bleam	1934	86	86	12	41
00447	Temple	EN	501 Brookline Blvd	Havertown, PA	Timothy B. Johansen	1916	356	274	87	10
00448	* Trinity	EN	1141 W Chester Pike	Havertown, PA		1901	216	195	--	--
00452	Reformation Evangelical	EN	102 W Rose Tree Rd	Media, PA	Alina S. Gayeuski Eileen A. Ruppel-Doan	1950	517	435	120	0
00453	Holy Trinity	EN	196 Woodbine Ave	Narberth, PA	Daniel G. Smith	1922	135	90	20	8
00455	Immanuel	EN	501 Chester Pike	Norwood, PA	Scott R. Lee	1888	104	85	35	0
00458	Holy Spirit	EN	2545 Franklin Ave	Secane, PA		1951	159	124	31	0
00459	* St Matthew	EN	400 Lynbrooke Rd	Springfield, PA	Karl M. Richard	1942	814	620	--	--
00460	Christ	EN	7240 Walnut St	Upper Darby, PA	Wilmus R. Randolph	1920	200	200	47	14
00436	Holy Trinity	EN	927 S Providence Rd	Wallingford, PA	Jennifer L. Casey	1889	217	183	76	0
00463	* St Matthew Evangelical	EN	Fairview & Lukens Ave	Woodlyn, PA	Jeanne G. Sach	1913	52	52	15	3
30541	* Spirit and Truth Worship Center	EN	1000 Church Ln	Yeadon, PA		2006	101	77	15	0
Conference Totals:							5,382	4,165	798	199

Code Key:

* = 2024 data not available as of report run date

Evangelical Lutheran Church in America
Name and Address Summary Report as of December 31, 2024

7F Southeastern Pennsylvania Synod, ELCA

Cong ID	Congregation Name	Lang Codes	Location Address	City, State	Ministers	Year Orgn	Bapt Mbrs	Conf Mbrs	Avg Atnd On-site	Avg Atnd Online
Conference: 04 Lower Bucks										
00666 *	Peace	EN	3900 Hulmeville Rd	Bensalem, PA		1963	104	92	--	--
00637 *	Zion	EN	301 Jefferson Ave	Bristol, PA	George W. Loewer	1917	92	75	--	--
07372	Family Of God	EN	4770 Route 202	Buckingham, PA		1975	221	219	45	11
00672	St Paul	EN	301 N Main St	Doylestown, PA	Thomas M. Rusert Robert H. Linders	1861	1,480	1,480	285	114
00639	St Stephen	EN	65 E Street Rd	Feasterville Trevose, PA	Maeve E. Schurz	1953	245	229	85	13
00674 *	St John	EN	505 N York Rd	Hatboro, PA		1949	2,309	683	50	300
00678	Redeemer	EN	2100 York Rd	Jamison, PA	Nathan P. Krause	1958	281	182	80	107
30804	Emmaus Road	EN	2185 Bristol Oxford Valley Rd	Levittown, PA	Lisa B. Jester	2008	327	301	40	0
16432	Ascension	EN	900 Washington Crossing Rd	Newtown, PA	Kayla J. Hopgood	1989	136	110	34	3
00887	Lutheran Church Of God's Love	EN	791 Newtown Yardley Rd	Newtown, PA	Brandi J. Hebert	1971	423	378	134	30
00645	Redeemer	EN	246 Hulmeville Ave	Penndel, PA	Heeralal Cheedie	1905	473	473	50	11
00651	Immanuel	EN GE	14100 Worthington Rd	Philadelphia, PA		1792	208	193	51	15
00667	Advent	EN	45 Worthington Mill Rd	Richboro, PA	Matthew E. Ollikainen	1963	225	161	43	4
00665	Good Shepherd	EN	877 Street Rd	Southampton, PA	Miles S. Hopgood Sandra J. Brown	1917	645	455	115	50
00644	St John	EN	1203 Pine Grove Rd	Yardley, PA		1955	63	63	18	0
20255	The Lutheran Church Of The Resurrection	EN	1700 Makefield Rd	Yardley, PA	Katherine M. Knodel	1956	255	233	47	3
Conference Totals:							7,487	5,327	1,077	661

**Evangelical Lutheran Church in America
Name and Address Summary Report as of December 31, 2024**

7F Southeastern Pennsylvania Synod, ELCA

Cong ID	Congregation Name	Lang Codes	Location Address	City, State	Ministers	Year Orgn	Bapt Mbrs	Conf Mbrs	Avg Atnd On-site	Avg Atnd Online
Conference: 05 Lower Montgomery										
00705	Upper Dublin	EN	411 Susquehanna Rd	Ambler, PA	Keith R. Anderson	1753	1,067	525	210	80
00827	St Andrew	EN	2725 Egypt Rd	Audubon, PA	William R. Mueller	1959	582	515	190	65
00670	St John	EN	1802 Skippack Pike	Blue Bell, PA	Rachel E. Manke	1769	293	266	90	51
00706	St Mark	EN	508 Harry St	Conshohocken, PA		1892	197	125	55	68
00708	Trinity	EN	235 Summit Ave	Fort Washington, PA		1894	90	74	25	2
00709	St Paul	EN	120 N Easton Rd	Glenside, PA	Henrik Sonntag	1902	609	505	100	50
00698	Christ	EN	2211 Mainland Rd	Harleysville, PA	Serena S. Sellers	1833	553	532	76	32
00676	Grace	EN	40 N Main St	Hatfield, PA	Nancy M. Raabe	1904	208	188	61	60
00710	Resurrection	EN	620 Welsh Rd	Horsham, PA	Ellen G. Meissgeier	1960	63	57	28	6
00640	Gloria Dei Church	EN	570 Welsh Rd	Huntingdon Valley, PA		1957	470	470	120	60
00711	Good Shepherd	EN	132 E Valley Forge Rd	King of Prussia, PA	Julie K. DeWerth	1957	350	283	66	52
00712	St Peter	EN	3025 Church Rd	Lafayette Hill, PA	Robert B. Todd Jonathan W. Suloff James C. McMullan	1752	765	765	70	35
00680	Trinity	EN	1000 W Main St	Lansdale, PA	Fritz E. Fowler Jonathan R. Steiner	1882	3,095	1,835	316	172
00643	St John Evangelical	EN	1224 Melrose Ave	Melrose Park, PA	John B. Hougen Felicia M. Swartz	1901	112	84	20	6
00702	Faith	EN	615 Cowpath Rd	Montgomeryville, PA	Ethan Doan	1965	164	140	43	2
00715	Trinity	EN	1190 Valley Forge Rd.	Norristown, PA		1848	287	242	63	104
00681	St Peter	EN	211 S Main St	North Wales, PA	Andreas Wagner	1776	719	12	120	10
00716	Christ's	EN	700 Pennsylvania Ave	Oreland, PA	Axel T. Kaegler Heidi M. Rodrick-Schnaath	1903	659	659	80	8
00720 *	Christ Ascension	EN	8300 Germantown Ave	Philadelphia, PA	Janet S. Peterman	1860	106	106	20	15
00731	Evangelical Lutheran Church Of The Living Word	EN	1250 Easton Rd	Roslyn, PA		1951	79	63	15	2
00732	Grace	EN	801 E Willow Grove Ave	Wyndmoor, PA		1901	299	54	24	4
Conference Totals:							10,767	7,500	1,792	884

Code Key:

* = 2024 data not available as of report run date

**Evangelical Lutheran Church in America
Name and Address Summary Report as of December 31, 2024**

7F Southeastern Pennsylvania Synod, ELCA

Cong ID	Congregation Name	Lang Codes	Location Address	City, State	Ministers	Year Orgn	Bapt Mbrs	Conf Mbrs	Avg Atnd On-site	Avg Atnd Online
Conference: 06 Northeast Philadelphia										
00726	Evangelical Lutheran Church of the Reformation	EN	1215 E Vernon Rd	Philadelphia, PA		1942	176	176	70	10
10464	Faith	EN	4150 Woodhaven Rd	Philadelphia, PA	Owen J. Griffiths	1960	99	76	36	8
00652	Prince Of Peace	EN FR SP SP	6001 Colgate St	Philadelphia, PA		1930	60	56	20	0
00653 *	Redemption	EN	8001 Bustleton Ave	Philadelphia, PA		1929	112	101	35	8
30809	Saints United	EN	3200 Ryan Ave	Philadelphia, PA	Robert I. Hopkins	2008	61	59	27	15
00654	St David	EN	9169 Academy Rd	Philadelphia, PA	Thomas G. Natalini	1952	524	524	51	0
00656	St John's Evangelical	EN	3101 Tyson Ave	Philadelphia, PA	Daniel K. Eisenberg Patricia G. Neale	1867	165	158	45	25
00727 *	St Mark	EN	6344 N Broad St	Philadelphia, PA		1850	326	290	10	160
00658	St Paul	EN	5900 N 5th St	Philadelphia, PA	Kathleen A. Kerin	1870	405	129	30	10
00661	St Timothy	EN	7965 Fillmore St	Philadelphia, PA	Deborah A. Wolfe	1927	88	85	40	12
00663	Tabor	EN	4843 N Mascher St	Philadelphia, PA	Jane M. Marston	1898	72	59	13	3
00664 *	Zion	EN PR FR	5307 N Front St	Philadelphia, PA	Sozinho Alves	1903	73	56	45	45
Conference Totals:							2,161	1,769	422	296
Conference: 07 Northwest Philadelphia/Olney										
00730 *	Trinity	EN	5300 Germantown Ave	Philadelphia, PA		1836	45	40	--	--
Conference Totals:							45	40	0	0

Code Key:

* = 2024 data not available as of report run date

**Evangelical Lutheran Church in America
Name and Address Summary Report as of December 31, 2024**

7F Southeastern Pennsylvania Synod, ELCA

Cong ID	Congregation Name	Lang Codes	Location Address	City, State	Ministers	Year Orgn	Bapt Mbrs	Conf Mbrs	Avg Atnd On-site	Avg Atnd Online
Conference: 08 Upper Bucks										
00410	Trinity	EN	2170 Route 212	Coopersburg, PA	Kathleen D. Harkness	1751	211	170	37	0
00409	Evangelical Lutheran Church Of Durham	EN	821 Durham Rd	Durham, PA		1812	157	135	47	15
00479 *	St Luke	EN	470 Church Hill Rd	Ferndale, PA	Richard H. Bergen	1763	107	20	--	--
00677	St Peter	EN	1530 Augsburg Dr	Hilltown, PA	Raymond A. Miller	1804	208	203	36	20
00675	Peace-Tohickon	EN	100 Old Bethlehem Rd	Perkasie, PA	Gary E. Costa	1743	194	183	63	41
00684	St Andrew	EN	20 Dill Ave	Perkasie, PA	Philip D. Krey	1866	863	653	87	41
00679	St Matthew	EN	3668 Ridge Rd	Perkasie, PA	Luther J. Martell	1751	947	764	88	14
00685	Trinity	EN	19 S 5th St	Perkasie, PA	Sarah J. Aasheim Debra A. Detweiler	1892	724	700	95	43
00697	Christ	EN	353 E Dark Hollow Rd	Pipersville, PA	Marie L. Caron	1760	318	217	34	27
00693	St John	EN	1565 Sleepy Hollow Rd	Quakertown, PA		1763	284	278	50	19
00669	St Paul's Evangelical	EN	849 Old Bethlehem Rd	Quakertown, PA	David A. Heckler	1855	185	171	34	44
00687	Trinity	EN	102 N Hellertown Ave	Quakertown, PA	Rachel A. Scheible	1891	331	298	76	131
00689	St John	EN	4 S Main St	Richlandtown, PA		1808	135	107	29	12
00498	St Peter	EN	305 Delaware Rd	Riegelsville, PA	Bradley D. Gow	1850	266	149	39	20
00668	Jerusalem	EN	733 Ridge Rd	Sellersville, PA		1826	101	101	30	30
00690	St John	EN	910 Allentown Rd	Sellersville, PA	Lauren H. Bruno	1854	138	128	50	190
00691	St Michael	EN	25 E Church St	Sellersville, PA	Ann M. Shade	1869	214	127	57	46
00692	Emmanuel	EN SP	69 W Broad St	Souderton, PA		1858	250	185	92	58
00408	Christ	EN	Main St	Springtown, PA		1874	120	104	20	0
00696	Little Zion	EN	267 Morwood Rd	Telford, PA	Erika L. Strobel Wesch	1730	575	392	70	200
00695	St Paul	EN	107 W Lincoln Ave	Telford, PA	Shirley A. Guider William E. Coleman	1906	496	389	102	208
00699	Christ	EN	218 E Broad St	Trumbauersville, PA		1768	237	176	24	42
00480	Upper Tincum	EN	188 Upper Tincum Church Rd	Upper Black Eddy, PA		1852	77	74	16	3
00701	Zion	EN	2966 Old Bethlehem Pike	Zion Hill, PA	James R. Saboe	1840	268	222	44	0
Conference Totals:							7,406	5,946	1,220	1,204

Code Key:

* = 2024 data not available as of report run date

**Evangelical Lutheran Church in America
Name and Address Summary Report as of December 31, 2024**

7F Southeastern Pennsylvania Synod, ELCA

Cong ID	Congregation Name	Lang Codes	Location Address	City, State	Ministers	Year Orgn	Bapt Mbrs	Conf Mbrs	Avg Atnd On-site	Avg Atnd Online
Conference: 09 Upper Montgomery										
00839	Christ	EN	222 Niantic Rd	Barto, PA		1836	256	239	52	4
00838	New Hanover Evangelical	EN	2941 Lutheran Rd	Gilbertsville, PA	Scott A. Staub	1700	1,019	733	126	40
00835	St Luke	EN	35 Wilson Ave	Gilbertsville, PA		1922	243	243	47	0
00700	Advent Lutheran Church Of Goschenhoppen	EN	470 Landis Rd	Harleysville, PA	Mark R. Singh-Hueter	1732	469	382	151	44
00836	St James	EN	Swamp Pike & Kugler Rd	Limerick, PA	Christopher A. McKinstry	1818	390	350	104	32
00682	St Luke	EN	Rt 73 & Neiffer Rd	Obelisk, PA	Amy R. Smith	1833	655	655	55	3
00683	St Mark	EN	81 Main St	Pennsburg, PA		1855	1,195	1,195	59	38
00842	Emmanuel	EN	150 N Hanover St	Pottstown, PA		1771	191	179	55	5
00843	Grace	EN	660 N Charlotte St	Pottstown, PA		1896	216	194	24	60
00844	St James	EN	1101 E High St	Pottstown, PA	Katherine B. Braun	1896	412	295	75	45
00846	St Peter	EN	564 Glasgow St	Pottstown, PA		1896	157	142	25	19
00688	St Paul	EN	1244 Saint Pauls Church Rd	Red Hill, PA		1739	1,043	1,043	60	0
00848	Grace	EN	594 Church St	Royersford, PA	Leah E. Woehr-Grande Allison S. Wilcox	1890	339	257	98	38
00849	St Paul	EN	1809 Hoffmansville Rd	Sassamansville, PA	Matthew M. Finney	1837	271	245	35	2
00850	Jerusalem	EN	311 2nd St	Schwenksville, PA	George S. Steele	1835	630	538	75	15
00694	St John	EN	3104 Main St	Sumneytown, PA	Rebecca L. Schanely	1858	561	254	87	8
00851	Augustus	EN	717 W Main St	Trappe, PA	George W. Weleck	1730	728	564	106	27
Conference Totals:							8,775	7,508	1,234	380
Synod Totals:							50,184	38,686	8,217	4,157

Language Codes:

Amharic [AM]	Cherokee [CK]	Finnish [FI]	Inupiat [IP]	Maban [MB]	Portuguese [PR]	Taiwanese [TI]
Anyuak [AN]	Creole [CL]	French [FR]	Japanese [JA]	Mandarin [MA]	Sign [SI]	Tamil [TM]
Arabic [AB]	Czech [CZ]	German [GE]	Kiswahil [KI]	Navajo [NV]	Slovak [SL]	Telugu [TE]
Batak [BA]	Danish [DA]	Haitian [HA]	Korean [KO]	Norwegian [NO]	Spanish [SP]	Thai [TH]
Burmese [BU]	Dinka [DI]	Hmong [HM]	Lakotah [LK]	Nuer [NU]	Swahili [SA]	Tigrinya [TG]
Cambodian [CA]	English [EN]	Hungarian [HG]	Lao [LS]	Oromo [OR]	Swedish [SW]	Ukrainian [UK]
Cantonese [CH]	Estonian [ES]	Indonesian [ID]	Latvian [LA]	Paute [PT]	Tagalog [TA]	Urdu [UR]
						Vietnamese [VI]

Code Key:

* = 2024 data not available as of report run date

Evangelical Lutheran Church in America
Form A - Congregation Finances as of December 31, 2024

7F Southeastern Pennsylvania Synod, ELCA

Cong ID	Congregation Name and City	Regular Giving	Total Receipts	Total Assets	Total Indebtedness	Current Operating Expenses	Mission Support	Non-Mission Support	Total Disbursements
Conference: 01 Central Philadelphia									
00412	Atonement, Philadelphia	70,060	207,193	2,109,969	0	94,118	0	14,052	108,170
00415	Christ Evangelical, Philadelphia	53,319	53,319	260,000	0	42,877	0	0	42,877
00416 *	Emanuel, Philadelphia	55,000	56,000	220,000	0	55,000	300	0	55,300
00418	Grace Evangelical, Philadelphia	75,000	121,500	15,000	0	146,300	1,000	7,653	154,953
00419	Holy Communion, Philadelphia	108,839	257,771	9,557,793	215,981	236,863	4,000	2,025	304,216
30217 *	Iglesia Luterana Nueva Creacion, Philadelphia	2,277	21,414	162,100	0	19,289	100	525	21,414
00423	Mediator, Philadelphia	30,613	72,243	22,200	0	110,313	2,500	0	135,831
30899	New Life Ministries of the ELCA, Philadelphia	105,023	125,214	3,400	0	133,116	1,020	0	134,136
00431	St Michael's, Philadelphia	20,000	98,000	1,816,100	0	66,000	200	0	66,200
00729	St Peter, Philadelphia	168,518	181,401	2,397,419	0	179,739	1,500	6,733	187,972
00433	Tabernacle, Philadelphia	61,000	104,890	1,027,200	0	107,299	0	0	107,299
00422	University/Incarnation, Philadelphia	122,377	280,333	6,042,297	0	212,596	17,400	0	316,594
	Conference Totals	\$872,026	\$1,579,278	\$23,633,478	\$215,981	\$1,403,510	\$28,020	\$30,988	\$1,634,962
Conference: 02 Chester									
00830	St Matthew, Chester Springs	277,500	373,555	1,125,574	73,557	374,229	20,000	20,000	465,531
00853	St Peter, Chester Springs	99,968	114,214	1,688,819	0	126,243	9,000	1,437	136,680
00880	Lutheran Church Of The Good Shepherd, Coatesville	210,764	396,280	6,686,193	0	328,563	17,489	200	367,017
00441	St Luke, Devon	638,427	795,447	6,667,418	0	790,892	52,000	104,929	1,030,500
00833	Messiah, Downingtown	429,682	1,219,534	7,215,719	0	272,345	0	23,921	1,070,741
00837	St Paul, Exton	442,696	471,471	752,500	0	465,559	10,000	1,079	476,638
30170 *	Living God, Honey Brook	146,199	198,171	0	0	268,967	500	0	269,467
00449	St Michael, Kennett Square	466,436	1,065,110	2,343,343	0	462,661	12,500	38,710	759,125
00852	Centennial, Kimberton	149,648	176,412	3,429,837	0	144,579	6,300	10,731	161,854
30309	Community Of Love, Oxford	40,796	94,016	1,394,876	0	61,096	1,200	0	62,296
07204	St John, Phoenixville	380,691	546,160	11,776,871	92,812	421,126	36,498	38,498	638,973
00834	Zion, Spring City	247,381	312,515	7,223,563	0	330,037	6,772	1,120	341,207
00886	Advent, West Chester	297,163	641,480	6,792,241	26,229	348,607	16,000	63,000	546,842
00461	Calvary, West Chester	883,264	945,520	6,145,710	244,630	757,569	55,000	41,959	875,240
30224	Christ The King Deaf Church, West Chester	139,477	237,499	704,498	81,891	309,646	5,000	6,230	320,876
	Conference Totals	\$4,850,092	\$7,587,384	\$63,947,162	\$519,119	\$5,462,119	\$248,259	\$351,814	\$7,522,987
Conference: 03 Delaware									
00435	St Paul, Ardmore	508,188	787,903	4,228,487	0	650,931	45,000	72,480	778,411
00462	St Timothy's, Aston	120,030	160,123	189,520	0	168,951	1,482	500	170,933

7F Southeastern Pennsylvania Synod, ELCA

Cong ID	Congregation Name and City	Regular Giving	Total Receipts	Total Assets	Total Indebtedness	Current Operating Expenses	Mission Support	Non-Mission Support	Total Disbursements
20249	Grace, Broomall	74,777	210,052	2,076,061	20,421	183,181	7,000	0	211,385
00438	St Mark, Clifton Heights	132,248	240,083	2,707,287	104,704	239,296	250	0	268,931
00442	Grace, Drexel Hill	47,756	115,778	6,798,221	0	140,387	2,400	0	146,391
30854	Faith Immanuel, East Lansdowne	134,944	584,213	3,222,605	191,900	531,683	2,824	3,700	589,447
00443*	Immanuel, East Lansdowne	3,455	14,455	250,000	0	3,000	500	0	13,500
00444*	St John-Tinicum, Essington	44,788	66,288	0	0	56,065	1,200	1,000	62,265
00445	St John, Folcroft	66,641	129,508	3,100,300	0	89,555	4,700	0	94,255
00447	Temple, Havertown	247,056	471,490	11,626,571	325,828	318,711	5,885	17,050	502,063
00448*	Trinity, Havertown	236,729	330,784	0	0	352,427	3,385	3,702	359,514
00452	Reformation Evangelical, Media	554,663	1,033,784	10,382,998	0	510,943	55,300	90,094	1,043,447
00453	Holy Trinity, Narberth	89,017	233,405	5,018,723	0	199,959	4,000	18,385	246,865
00455	Immanuel, Norwood	83,711	138,906	8,072,662	460	131,428	3,000	918	145,399
00458	Holy Spirit, Secane	142,841	254,694	2,531,292	0	228,908	2,500	538	231,946
00459*	St Matthew, Springfield	376,948	753,595	0	643,583	440,036	35,000	4,571	736,973
00460	Christ, Upper Darby	157,101	216,449	488,025	0	320,093	4,500	0	346,093
00436	Holy Trinity, Wallingford	229,094	266,791	6,231,700	0	264,322	23,201	1,500	404,023
00463*	St Matthew Evangelical, Woodlyn	54,495	354,728	3,038,797	0	87,741	0	0	95,847
30541*	Spirit and Truth Worship Center, Yeadon	40,592	43,342	0	7,542	28,271	2,000	0	40,131
	Conference Totals	\$3,345,074	\$6,406,371	\$69,963,249	\$1,294,438	\$4,945,888	\$204,127	\$214,438	\$6,487,819

Conference: 04 Lower Bucks

00666*	Peace, Bensalem	42,975	102,959	0	0	91,393	1,861	25	99,160
00637*	Zion, Bristol	72,074	120,817	0	0	118,851	614	0	130,301
07372	Family Of God, Buckingham	156,664	191,009	984,925	234,014	170,295	3,002	3,723	195,037
00672	St Paul, Doylestown	949,552	1,527,972	9,731,820	36,087	819,489	50,000	122,005	1,098,619
00639	St Stephen, Feasterville Trevoise	158,895	186,065	3,167,284	54,287	261,494	18,898	68,580	356,069
00674*	St John, Hatboro	321,701	476,434	5,004,165	0	329,176	19,000	8,000	401,176
00678	Redeemer, Jamison	286,301	322,494	671,993	0	279,843	22,450	0	302,293
30804	Emmaus Road, Levittown	97,000	218,000	713,000	0	130,000	600	0	130,600
16432	Ascension, Newtown	121,995	147,968	1,219,907	0	147,968	525	0	148,493
00887	Lutheran Church Of God's Love, Newtown	419,988	556,000	7,435,763	0	459,018	29,180	51,264	564,116
00645	Redeemer, Penndel	161,028	216,318	4,984,525	0	199,002	0	17,478	266,480
00651	Immanuel, Philadelphia	162,609	256,895	1,901,771	0	319,268	14,600	3,702	364,820
00667	Advent, Richboro	170,878	293,413	6,009,884	287,295	194,974	1,400	8,296	415,015
00665	Good Shepherd, Southampton	375,227	433,816	7,424,627	230,016	395,640	14,389	17,443	489,552
00644	St John, Yardley	62,285	78,162	1,097,179	0	72,890	0	13,230	86,120

Evangelical Lutheran Church in America
Form A - Congregation Finances as of December 31, 2024

7F Southeastern Pennsylvania Synod, ELCA

Cong ID	Congregation Name and City	Regular Giving	Total Receipts	Total Assets	Total Indebtedness	Current Operating Expenses	Mission Support	Non-Mission Support	Total Disbursements
20255	The Lutheran Church Of The Resurrection, Yardley	138,709	150,158	4,904,852	0	151,747	10,893	5,767	168,407
	Conference Totals	\$3,697,881	\$5,278,480	\$55,251,695	\$841,699	\$4,141,048	\$187,412	\$319,513	\$5,216,258
Conference: 05 Lower Montgomery									
00705	Upper Dublin, Ambler	548,361	954,548	6,564,798	0	681,060	15,552	16,500	733,796
00827	St Andrew, Audubon	421,878	521,312	3,279,199	0	507,648	30,000	32,751	706,351
00670	St John, Blue Bell	187,015	320,376	11,175,976	62,610	314,609	19,037	80	382,870
00706	St Mark, Conshohocken	123,960	257,025	17,939,925	0	332,040	14,000	1,405	400,564
00708	Trinity, Fort Washington	87,687	144,146	4,558,101	0	139,325	0	1,510	155,585
00709	St Paul, Glenside	381,623	463,940	14,680,615	0	516,694	19,000	5,950	541,644
00698	Christ, Harleysville	401,304	535,763	2,671,523	0	367,938	31,000	21,823	452,885
00676	Grace, Hatfield	182,285	324,446	1,071,746	454,280	185,842	11,158	0	338,701
00710	Resurrection, Horsham	121,324	161,230	2,779,532	0	138,197	3,000	19,921	172,718
00640	Gloria Dei Church, Huntingdon Valley	294,782	561,125	12,427,748	0	649,871	16,500	14,250	754,514
00711	Good Shepherd, King of Prussia	261,152	614,805	4,599,671	290,312	256,823	26,115	16,402	378,528
00712	St Peter, Lafayette Hill	198,985	409,472	3,839,740	925,548	365,876	10,000	25,679	540,021
00680	Trinity, Lansdale	1,264,508	1,538,952	0	0	1,565,960	103,690	8,302	1,802,952
00643	St John Evangelical, Melrose Park	50,000	167,230	1,288,000	0	229,683	5,500	5,000	240,183
00702	Faith, Montgomeryville	120,034	143,657	3,402,933	148,636	132,236	4,020	1,497	177,552
00715	Trinity, Norristown	244,319	745,662	7,657,370	1,124,188	745,662	5,000	6,000	861,704
00681	St Peter, North Wales	312,684	822,800	7,913,071	0	329,145	24,000	13,689	369,325
00716	Christ's, Oreland	312,290	342,064	12,711,063	0	315,350	32,085	2,000	349,435
00720 *	Christ Ascension, Philadelphia	109,653	329,744	2,902,938	0	252,104	6,000	245	439,405
00731	Evangelical Lutheran Church Of The Living Word, Roslyn	47,842	47,854	565,622	0	64,269	0	0	64,269
00732	Grace, Wyndmoor	79,295	100,485	3,000,000	0	92,949	0	0	119,414
	Conference Totals	\$5,750,981	\$9,506,636	\$125,029,571	\$3,005,574	\$8,183,281	\$375,657	\$193,004	\$9,982,416
Conference: 06 Northeast Philadelphia									
00726	Evangelical Lutheran Church of the Reformation, Philadelphia	249,113	310,916	6,033,491	0	279,781	16,259	4,239	310,614
10464	Faith, Philadelphia	78,479	110,192	630,444	0	117,019	1,200	2,401	120,620
00652	Prince Of Peace, Philadelphia	73,155	83,155	3,000	0	131,106	0	0	131,106
00653 *	Redemption, Philadelphia	113,298	244,655	1,294,261	16,431	235,116	1,500	5,997	252,532
30809	Saints United, Philadelphia	98,317	132,110	654,862	0	119,969	15,104	2,070	137,143
00654	St David, Philadelphia	97,611	136,928	1,639,298	0	198,543	6,457	0	212,428

7F Southeastern Pennsylvania Synod, ELCA

Cong ID	Congregation Name and City	Regular Giving	Total Receipts	Total Assets	Total Indebtedness	Current Operating Expenses	Mission Support	Non-Mission Support	Total Disbursements
00656	St John's Evangelical, Philadelphia	160,000	259,800	2,267,500	0	320,407	10,500	1,000	364,907
00727 *	St Mark, Philadelphia	93,851	117,851	10,000	56,000	94,000	4,300	23,000	164,300
00658	St Paul, Philadelphia	81,542	184,545	6,627,324	0	195,233	8,000	8,997	212,230
00661	St Timothy, Philadelphia	102,603	177,519	4,076,775	0	146,347	0	0	177,091
00663	Tabor, Philadelphia	38,105	100,384	3,337,565	0	168,720	5,080	0	178,341
00664 *	Zion, Philadelphia	30,919	518,980	0	300,000	354,037	0	0	354,037
	Conference Totals	\$1,216,993	\$2,377,035	\$26,574,520	\$372,431	\$2,360,278	\$68,400	\$47,704	\$2,615,349

Conference: 07 Northwest Philadelphia/Olney

00730 *	Trinity, Philadelphia	32,274	53,224	0	0	66,768	800	100	67,668
	Conference Totals	\$32,274	\$53,224	\$0	\$0	\$66,768	\$800	\$100	\$67,668

Conference: 08 Upper Bucks

00410	Trinity, Coopersburg	124,936	164,705	4,148,945	0	153,491	8,523	4,248	174,847
00409	Evangelical Lutheran Church Of Durham, Durham	118,010	187,946	4,812,650	0	200,418	18,500	4,638	223,556
00479 *	St Luke, Ferndale	38,713	45,508	0	0	118,361	2,000	400	120,761
00677	St Peter, Hilltown	112,842	240,670	4,692,023	0	166,532	2,400	24,267	197,699
00675	Peace-Tohickon, Perkasio	186,876	421,001	9,090,047	0	245,682	13,699	10,887	288,896
00684	St Andrew, Perkasio	449,690	535,865	5,464,542	236,450	369,920	20,829	28,053	575,383
00679	St Matthew, Perkasio	309,396	563,509	1,120,318	1,068,731	333,586	17,130	17,474	449,130
00685	Trinity, Perkasio	365,156	488,664	3,882,272	516,224	386,437	34,564	19,435	477,737
00697	Christ, Pipersville	124,057	190,964	2,355,352	0	128,259	0	7,894	275,739
00693	St John, Quakertown	123,986	174,827	4,343,214	195,266	143,701	6,037	0	171,920
00669	St Paul's Evangelical, Quakertown	98,355	139,134	3,308,459	0	127,630	2,000	17,063	151,479
00687	Trinity, Quakertown	180,318	253,328	5,873,142	0	205,504	12,000	7,903	226,207
00689	St John, Richlandtown	97,650	137,748	847,999	0	124,172	1,000	250	125,495
00498	St Peter, Riegelsville	92,926	130,603	2,227,716	0	142,521	650	1,727	150,912
00668	Jerusalem, Sellersville	76,073	77,761	2,453,600	0	70,738	910	1,196	72,844
00690	St John, Sellersville	98,886	157,123	770,819	0	183,931	6,000	10,287	207,399
00691	St Michael, Sellersville	168,881	283,286	5,715,223	0	211,370	5,000	13,473	246,695
00692	Emmanuel, Souderton	277,979	480,045	5,397,123	0	381,574	7,284	24,243	474,131
00408	Christ, Springtown	39,118	53,547	1,552,355	0	39,224	0	5,653	65,687
00696	Little Zion, Telford	259,687	1,061,379	1,339,855	0	287,595	11,498	17,975	364,499
00695	St Paul, Telford	322,725	562,938	1,656,745	0	441,776	31,571	24,902	535,749
00699	Christ, Trumbauersville	69,825	97,152	1,869,967	0	118,361	2,500	2,481	123,342
00480	Upper Tinicum, Upper Black Eddy	26,434	47,209	2,550,926	0	53,185	644	50	59,379

Evangelical Lutheran Church in America
Form A - Congregation Finances as of December 31, 2024

7F Southeastern Pennsylvania Synod, ELCA

Cong ID	Congregation Name and City	Regular Giving	Total Receipts	Total Assets	Total Indebtedness	Current Operating Expenses	Mission Support	Non-Mission Support	Total Disbursements
00701	Zion, Zion Hill	116,466	206,528	89,463	0	199,822	0	2,568	202,390
	Conference Totals	\$3,878,985	\$6,701,440	\$75,562,755	\$2,016,671	\$4,833,790	\$204,739	\$247,067	\$5,961,876
Conference: 09 Upper Montgomery									
00839	Christ, Barto	135,134	149,741	1,328,947	0	160,221	6,010	6,566	172,797
00838	New Hanover Evangelical, Gilbertsville	326,268	572,188	4,244,685	17,835	419,552	16,586	140,661	576,799
00835	St Luke, Gilbertsville	126,197	189,508	3,865,174	0	98,203	6,862	1,200	106,265
00700	Advent Lutheran Church Of Goschenhoppen, Harleysville	362,878	569,040	1,368,190	427,853	307,004	35,880	5,250	548,499
00836	St James, Limerick	333,516	554,008	7,255,856	0	392,776	9,182	16,504	483,368
00682	St Luke, Obelisk	223,134	232,716	1,222,444	0	268,592	1,471	7,500	285,063
00683	St Mark, Pennsburg	206,605	337,109	1,214,066	0	269,861	13,200	48,720	336,179
00842	Emmanuel, Pottstown	201,324	229,182	16,679,840	0	220,824	3,991	10,939	245,938
00843	Grace, Pottstown	169,805	729,431	9,916,293	0	121,882	5,565	2,601	812,435
00844	St James, Pottstown	194,541	262,213	803,797	0	443,930	21,089	17,733	482,752
00846	St Peter, Pottstown	70,984	184,163	6,487,429	0	170,913	1,981	325	181,814
00688	St Paul, Red Hill	126,402	1,257,938	14,808,581	0	975,459	6,600	12,184	1,163,452
00848	Grace, Royersford	317,095	450,090	6,112,172	0	470,506	25,000	8,000	503,506
00849	St Paul, Sassamansville	57,375	134,634	1,258,906	0	166,811	3,000	0	169,811
00850	Jerusalem, Schwenksville	186,611	186,611	0	0	313,797	17,800	0	331,597
00694	St John, Sumneytown	239,557	266,947	4,929,324	0	292,185	10,500	14,585	404,096
00851	Augustus, Trappe	346,530	555,034	10,430,000	0	393,480	20,000	12,000	425,480
	Conference Totals	\$3,623,956	\$6,860,553	\$91,925,704	\$445,688	\$5,485,996	\$204,717	\$304,768	\$7,229,851
	Synod Totals	\$27,268,262	\$46,350,401	\$531,888,134	\$8,711,601	\$36,882,678	\$1,522,131	\$1,709,396	\$46,719,186

7F Southeastern Pennsylvania Synod, ELCA

Summary of Membership Statistics Totals -- End of Year	2023	2024	Change	Percent
Congregations	146	138	-8	-5.48
Congregations - Organized	146	138	-8	-5.48
Congregations - Under Development	0	0	0	---
Congregations - Filed Form A	103	120	17	16.50
Baptized Members	52,664	50,184	-2,480	-4.71
Average Baptized Members per Congregation	361	364	3	0.82
Confirmed Members	40,788	38,686	-2,102	-5.15
Average Confirmed Members per Congregation	279	280	1	0.34

Analysis of Attendance	2023	2024
Avg. # weeks congregations worshipped (on-site)	39	46
Avg. # weeks congregations worshipped (online)	34	39
Total avg. weekly worship attendance (on-site)	7,194	8,217
Total avg. weekly worship attendance (online)	3,768	4,157
Avg. att. per congregation (on-site)	61	64
Avg. att. per congregation (online)	38	39
Average att. as a percentage of baptized membership (on-site)	13.66	16.37
Average att. as a percentage of baptized membership (online)	7.15	8.28

Analysis of Membership Gains and Losses

Baptized Members -- Received

By Baptism - Children Under Age 16	387	534	147	37.98
By Baptism - Adults Age 16 and Older	23	29	6	26.09
By Affirmation of Faith	505	347	-158	-31.29
By Transfer	209	156	-53	-25.36
From Other Sources and Stat Adjs	287	179	-108	-37.63
Baptized Members -- Total Received	1,411	1,245	-166	-11.76

Baptized Members -- Removed

By Death	580	553	-27	-4.66
By Transfer	237	168	-69	-29.11
For Other Reasons and Stat Adjs	2,789	3,487	698	25.03
Baptized Members -- Total Removed	3,606	4,208	602	16.69

Baptized Members Confirmed	242	213	-29	-11.98
Active Participants	25,296	24,521	-775	-3.06

7F Southeastern Pennsylvania Synod, ELCA

Summary of Financial Statistics	2023	2024	Change	Percent	Statistical Analysis	
Totals -- End of Year					Averages per Congregation Reporting	
Total Receipts	45,276,414	46,350,401	1,073,987	2.37	Total Receipts (/138)	335,872.47
Total Disbursements **	46,564,085	46,719,186	155,101	0.33	Total Disburse (/138)	338,544.83
Total Indebtedness on Dec 31	14,966,422	8,711,601	-6,254,821	-41.79	Total Indebtedness (/33)	263,987.91
Projected Mission Support	1,793,593	1,665,224	-128,369	-7.16		
Average Total Giving / Bapt Member	609.70	638.41	28.71	4.71	Percent Congs With No Debt	76.09
Average Total Giving / Conf Member	787.22	828.15	40.93	5.20		
Detail of Financial Statistics - Receipts						
Regular Giving	27,579,162	27,268,262	-310,900	-1.13		
Designated Giving	4,530,062	4,769,601	239,539	5.29		
Earned Income (any source)	6,311,329	7,048,345	737,016	11.68		
Grants (any source)	1,446,714	1,457,777	11,063	0.76		
All Other Receipts	5,409,147	5,806,416	397,269	7.34		
Detail of Financial Statistics - Disbursements					Percent of Total Disbursements	
Current Operating Expenses	36,745,887	36,882,678	136,791	0.37	Current Operating Expenses	78.95
Capital Improvements	4,025,743	4,402,905	377,162	9.37	Capital Improvements	9.42
Payments on Debts	1,450,587	990,781	-459,806	-31.70	Payments on Debts	2.12
Mission Support	1,498,756	1,522,131	23,375	1.56	Mission Support	3.26
Other Synod Benevolence	153,971	168,335	14,364	9.33	Other Synod Benevolence	0.36
Other CWO Benevolence	198,208	219,113	20,905	10.55	Other CWO Benevolence	0.47
Benevolence - Another Country	115,323	182,820	67,497	58.53	Benevolence - Another Country	0.39
Benevolence - Camps	15,117	28,476	13,359	88.37	Benevolence - Camps	0.06
Benevolence - Campus Ministry	400	4,200	3,800	950.00	Benevolence - Campus Ministry	0.01
Benevolence - Colleges	15,400	16,420	1,020	6.62	Benevolence - Colleges	0.04
Benevolence - Seminaries	16,900	26,499	9,599	56.80	Benevolence - Seminaries	0.06
Benevolence - Social Service	322,271	354,714	32,443	10.07	Benevolence - Social Service	0.76
Benevolence - Direct Recipient	568,888	708,819	139,931	24.60	Benevolence - Direct Recipient	1.52
Subtotal Non-Mission Supt Benev	1,406,478	1,709,396	302,918	21.54	Subtotal Non-Mission Supt Benev	3.66
Other Expenses & Realized Losses	1,436,634	1,211,295	-225,339	-15.69	Other Expenses & Realized Losses	2.59

** Total Disbursements may not equal the sum of the disbursements details reported due to previous data not being included in the detail listing.

7F Southeastern Pennsylvania Synod, ELCA

Congregations Reporting Ethnic Active Participants					Percent of Congregations Reporting Ethnic Active Participants	
	2023	2024	Change	Percent		
African American/Black	91	91	0	0.00	African American/Black	65.94
African National/African Caribbean	28	27	-1	-3.57	African National/African Caribbean	19.57
American Indian/Alaska Native	8	6	-2	-25.00	American Indian/Alaska Native	4.35
Arab/Middle Eastern	11	9	-2	-18.18	Arab/Middle Eastern	6.52
Asian/Pacific Islander	52	50	-2	-3.85	Asian/Pacific Islander	36.23
Latino/Hispanic	47	55	8	17.02	Latino/Hispanic	39.86
Multiracial	48	47	-1	-2.08	Multiracial	34.06
White	135	128	-7	-5.19	White	92.75

Total Ethnic Active Participants					Percent Ethnic Active Participants	
	2023	2024	Change	Percent		
African American/Black	1,188	1,012	-176	-14.81	African American/Black	4.18
African National/African Caribbean	795	537	-258	-32.45	African National/African Caribbean	2.22
American Indian/Alaska Native	74	14	-60	-81.08	American Indian/Alaska Native	0.06
Arab/Middle Eastern	64	33	-31	-48.44	Arab/Middle Eastern	0.14
Asian/Pacific Islander	305	245	-60	-19.67	Asian/Pacific Islander	1.01
Latino/Hispanic	648	372	-276	-42.59	Latino/Hispanic	1.54
Multiracial	347	283	-64	-18.44	Multiracial	1.17
White	21,287	21,724	437	2.05	White	89.69

7F Southeastern Pennsylvania Synod, ELCA

(120 Congs Filed)

C31 Languages in which Liturgies are Regularly Conducted

Amharic	Estonian	Lao	Swahili
Anyuak	Finnish	Latvian	Swedish
Arabic	French 2	Maban	Tagalog
Batak	German 1	Mandarin	Taiwanese
Burmese	Haitian	Navajo	Tamil
Cambodian	Hmong	Norwegian	Telugu
Cantonese	Hungarian	Nuer	Thai
Cherokee	Indonesian	Oromo	Tigrinya
Creole	Inupiat	Paiute	Ukrainian
Czech	Japanese	Portuguese 1	Urdu
Danish	Kiswahili	Sign 1	Vietnamese
Dinka	Korean	Slovak	
English 138	Lakotah	Spanish 3	

C32 Disability Assistance Provided

Wheelchair Accessibility	109
Braille Worship Materials	6
Large Print Worship Materials	91
Assistive Hearing Devices	43
Sign Language Interpreters	3
Mental Health Ministries	17
Ministry with People with Developmental Disabilities	21
Specialized Faith Formation for Children or Adults (ADHD, autism, dyslexia, etc.)	9
No Response to Any	13

Evangelical Lutheran Church in America
Summary of Congregations That Did Not File 2024 Report Form A

7F Southeastern Pennsylvania Synod, ELCA

Last Year Filed	Cong ID	Cong Status	Baptized Members	Congregation Name	City, State	Minister	Phone
2011	00443	Org	9	Immanuel	East Lansdowne, PA	Moses S. Dennis	(610)259-4113
2014	00416	Org	127	Emanuel	Philadelphia, PA		(215)463-8967
2015	00444	Org	132	St John-Tinicum	Essington, PA		(610)521-5154
2016	30217	Org	223	Iglesia Luterana Nueva Creacion	Philadelphia, PA	Lyzette Rios-Sanchez	(215)426-2304
2018	00666	Org	104	Peace	Bensalem, PA		(215)638-3063
2019	00448	Org	216	Trinity	Havertown, PA		(610)446-6398
2019	00459	Org	814	St Matthew	Springfield, PA	Karl M. Richard	(610)543-8700
2019	00479	Org	107	St Luke	Ferndale, PA	Richard H. Bergen	(610)847-5630
2019	00637	Org	92	Zion	Bristol, PA	George W. Loewer	(215)788-3944
2019	00730	Org	45	Trinity	Philadelphia, PA		(215)848-8150
2020	00664	Org	73	Zion	Philadelphia, PA	Sozinho Alves	(215)329-6333
2020	00674	Org	2,309	St John	Hatboro, PA		(215)675-2031
2020	00727	Org	326	St Mark	Philadelphia, PA		(215)224-1145
2021	00463	Org	52	St Matthew Evangelical	Woodlyn, PA	Jeanne G. Sach	(610)833-5788
2022	00720	Org	106	Christ Ascension	Philadelphia, PA	Janet S. Peterman	(215)247-4233
2022	30541	Org	101	Spirit and Truth Worship Center	Yeadon, PA		(610)622-7330
2023	00653	Org	112	Redemption	Philadelphia, PA		(215)342-2085
2023	30170	Org	148	Living God	Honey Brook, PA	Ronald V. Dziuk	(610)273-9383

Synod Total: 18 Congregation(s)