

2024

Synod Data Toolkit

North/West Lower Michigan
Synod (6B)

Office of the Secretary
December 2025



Evangelical
Lutheran Church
in America

This page intentionally left blank.

Table of Contents

03

Synod Summary

05

Synod Trend Tables & Charts

18

Baptized Members, Average Attendance, and Active Participants

24

Baptisms by Congregation

30

Congregation Reports

Summary of Membership, Participation, and Attendance

6B - North/West Lower Michigan

Baptized membership has declined 24% over the past eight years, changing from 33,431 in 2017 to 25,560 in 2024. Over this same time period, the overall ELCA baptized membership decreased 23%.

Since 2017, **active participation** has shrunk 25%, moving from 20,810 to 15,632 with a drop of 710 in the most recent year. When looking at participation changes between 2020 and 2024 there was a 14% decrease. Since 2017, active participation in the ELCA overall has decreased by 38% (approximately 5% per year). Since 2020, active participation has decreased at a slightly slower rate of 16% (approximately 4% per year).

In-person worship attendance has declined 41% from 9,603 in 2017 to 5,693 in 2024. Some of this decline is made up by attenders worshiping online (4,137 in 2024). It is important to note that beginning in 2020, congregations were asked specifically about their in-person and online worship attendance separately. In-person worship attendance has increased 3% since 2020 from 5,523 to 5,693 in 2024. Since 2020, the overall ELCA in-person worship attendance increased 30% from 404,611 to 525,792 in 2024.

Summary of Finances

6B - North/West Lower Michigan

Regular giving has decreased by 3% since 2017, moving from \$19,117,481 in 2017 to \$18,469,653 in 2024. Over this period, inflation was 28%. Since 2020, regular giving has decreased by 1% in the synod and decreased by 2.5% in the ELCA overall; inflation was 21% during this time period.

Mission support has decreased 7% since 2017, from \$1,312,220 to \$1,214,146 in 2024. The ELCA overall experienced a 12% decline over the same period. Since 2020, mission support has decreased by 5% in the synod and decreased by 7% in the ELCA overall.

Operating expenses have increased by 6%, standing at \$19,104,535 in 2024 compared to \$17,967,296 in 2017. They have increased by 4% for the ELCA overall during this time. Since 2020, operating expenses have increased by 8% in the synod and increased 8% in the ELCA overall.

Synod Trend Tables and Charts

- Synod Trend Tables
- Synod Trend Charts
- Congregations by Size
- Growth & Decline Tables

Annual Congregation Report

Trends for 6B - North/West Lower Michigan

	2017	2018	2019	2020	2021	2022	2023	2024
Number of Organized Congregations	114	114	109	109	109	103	103	100
Baptized Membership	33,431	32,051	30,968	30,565	30,094	28,283	26,892	25,560
Members Received By:								
Baptism: Children	286	260	251	129	166	184	215	173
Baptism: Adults	52	27	70	57	60	63	62	56
Affirmation of Faith	341	403	343	144	172	213	318	204
Transfer	314	294	224	178	187	231	273	203
Other and Statistical Adjustment	136	110	77	107	129	50	73	63
Members Removed By:								
Death	415	438	429	435	449	378	391	384
Transfer	222	236	195	143	151	173	311	149
Other and Statistical Adjustment	1,602	1,925	1,712	778	922	1,157	1,710	1,382
Baptized Members Confirmed	234	198	180	119	97	116	98	93
Confirmed Members	26,436	25,908	25,242	24,552	24,327	23,195	21,384	20,322
Active Participants	20,810	20,637	19,856	18,074	17,192	16,195	16,342	15,632
Average Attendance	9,603	9,200	8,871	Not collected	Not collected	Not collected	Not collected	Not collected
Average Attendance - On-site				5,523	5,652	5,117	5,634	5,693
Average Attendance - Online				13,081	9,486	4,434	3,613	4,137
Racial/Ethnic Composition of Active Participants								
African American/Black	252	432	441	340	337	349	500	503
African National/African Caribbean	34	27	35	33	32	33	23	24
American Indian/Alaska Native	55	23	32	25	21	30	29	19
Arab/Middle Eastern	17	23	30	27	5	22	18	19
Asian/Pacific Islander	67	74	93	54	63	49	39	56
Multi-Racial/Multi-Ethnic	163	95	210	154	321	367	300	128
Other	315	210	Omitted	Omitted	Omitted	Omitted	Omitted	Omitted
Hispanic/Latino	162	88	120	86	79	102	165	192
White	19,798	19,754	18,896	18,135	16,528	13,425	13,994	14,174

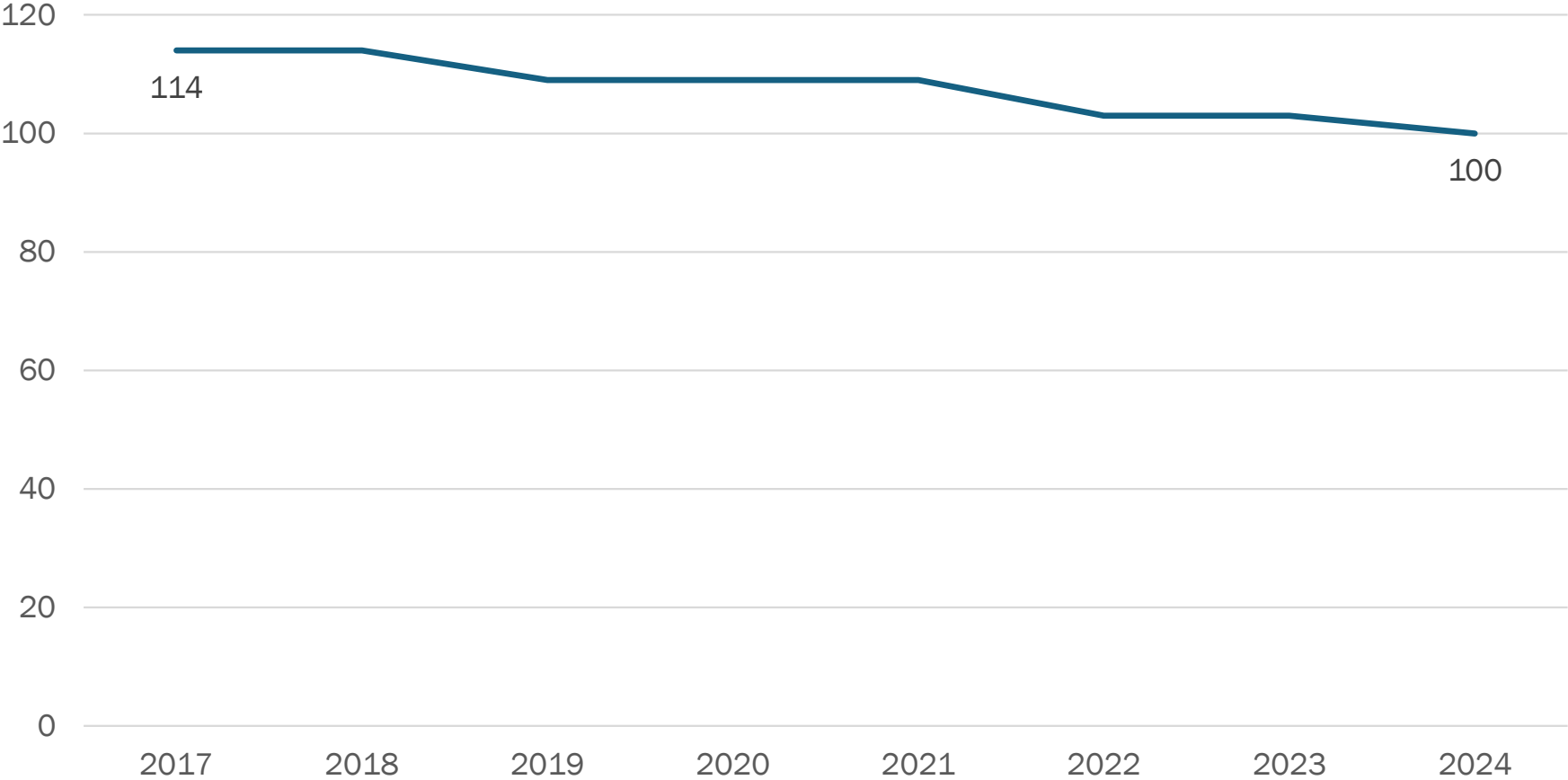
Annual Congregation Report

Trends for 6B - North/West Lower Michigan

	2017	2018	2019	2020	2021	2022	2023	2024
Regular Giving by Members	\$19,117,481	\$19,314,023	\$18,819,901	\$18,685,425	\$18,634,863	\$18,193,857	\$18,077,522	\$18,469,653
Designated Giving by Members	\$3,287,342	\$3,195,154	\$3,675,439	\$3,079,341	\$3,305,355	\$4,670,953	\$3,290,999	\$3,587,256
Earned Income (any source)	\$929,714	\$890,258	\$1,135,788	\$1,173,222	\$1,167,914	\$942,707	\$1,270,967	\$1,679,401
Grants & Partnership Support	\$435,265	\$427,205	\$287,341	\$435,998	\$752,234	\$888,932	\$356,273	\$348,653
Other Receipts	\$2,719,749	\$3,728,998	\$4,258,811	\$2,222,754	\$2,030,023	\$1,879,009	\$1,817,830	\$1,559,282
Total Receipts	\$26,489,551	\$27,555,638	\$28,177,280	\$25,596,740	\$25,890,389	\$26,575,458	\$24,813,591	\$25,644,245
Total Indebtedness	\$9,394,113	\$9,668,946	\$9,271,450	\$9,091,531	\$8,794,907	\$8,731,458	\$6,659,398	\$4,209,508
Intended Mission Support	\$1,891,397	\$1,309,904	\$1,524,368	\$1,476,644	\$1,447,394	\$1,528,725	\$1,269,638	\$1,368,083
Current Operating Expenses	\$17,967,296	\$19,276,478	\$18,634,449	\$17,645,402	\$17,518,567	\$17,804,478	\$18,842,524	\$19,104,535
Capital Improvements	\$1,812,515	\$4,695,521	\$2,829,640	\$1,018,906	\$1,317,240	\$1,565,495	\$766,760	\$758,734
Payments on Debt	\$1,523,487	\$1,452,358	\$1,740,554	\$1,594,881	\$1,521,961	\$1,729,709	\$1,093,127	\$740,785
Mission Support	\$1,312,220	\$1,342,223	\$1,271,839	\$1,281,589	\$1,245,703	\$1,177,909	\$1,210,382	\$1,214,146
as % of Total Disbursements	5.27	4.69	4.90	5.59	5.40	4.57	5.12	5.13
as % of Regular Giving	6.86	6.95	6.77	6.86	6.68	6.47	6.70	6.57
Other Benevolence sent directly:								
To the synod	\$190,550	\$167,033	\$118,583	\$108,437	\$189,791	\$182,556	\$264,435	\$116,339
To the churchwide organization	\$70,165	\$56,672	\$82,098	\$99,691	\$92,816	\$237,653	\$147,094	\$209,094
For activity in another country	\$47,061	\$86,088	\$61,096	\$54,098	\$46,970	\$37,113	\$40,858	\$118,744
To camps	\$38,668	\$18,581	\$21,974	\$138,573	\$141,192	\$43,816	\$14,542	\$57,731
To colleges	\$4,283	\$2,700	\$2,750	\$2,500	\$1,000	\$34,000	\$1,000	\$1,300
To seminaries	\$26,859	\$7,904	\$14,339	\$16,463	\$15,992	\$5,608	\$800	\$3,450
To social service organizations	\$150,205	\$93,787	\$216,195	\$215,555	\$186,569	\$228,335	\$153,032	\$250,002
To campus ministry	\$36,642	\$65,281	\$1,297	\$3,450	\$1,450	\$6,450	\$5,927	\$750
All other benevolence	\$672,200	\$682,609	\$599,631	\$588,409	\$534,779	\$655,256	\$636,077	\$700,256
Non-mission support benevolence	\$1,239,521	\$1,183,020	\$1,117,963	\$1,227,176	\$1,210,559	\$1,430,787	\$1,263,765	\$1,457,666
Other expenses	\$1,042,679	\$667,443	\$339,326	\$343,670	\$265,586	\$2,072,725	\$450,054	\$385,196
Sum of Disbursements	\$24,897,718	\$28,617,043	\$25,936,136	\$22,933,989	\$23,081,981	\$25,783,468	\$23,628,977	\$23,663,427

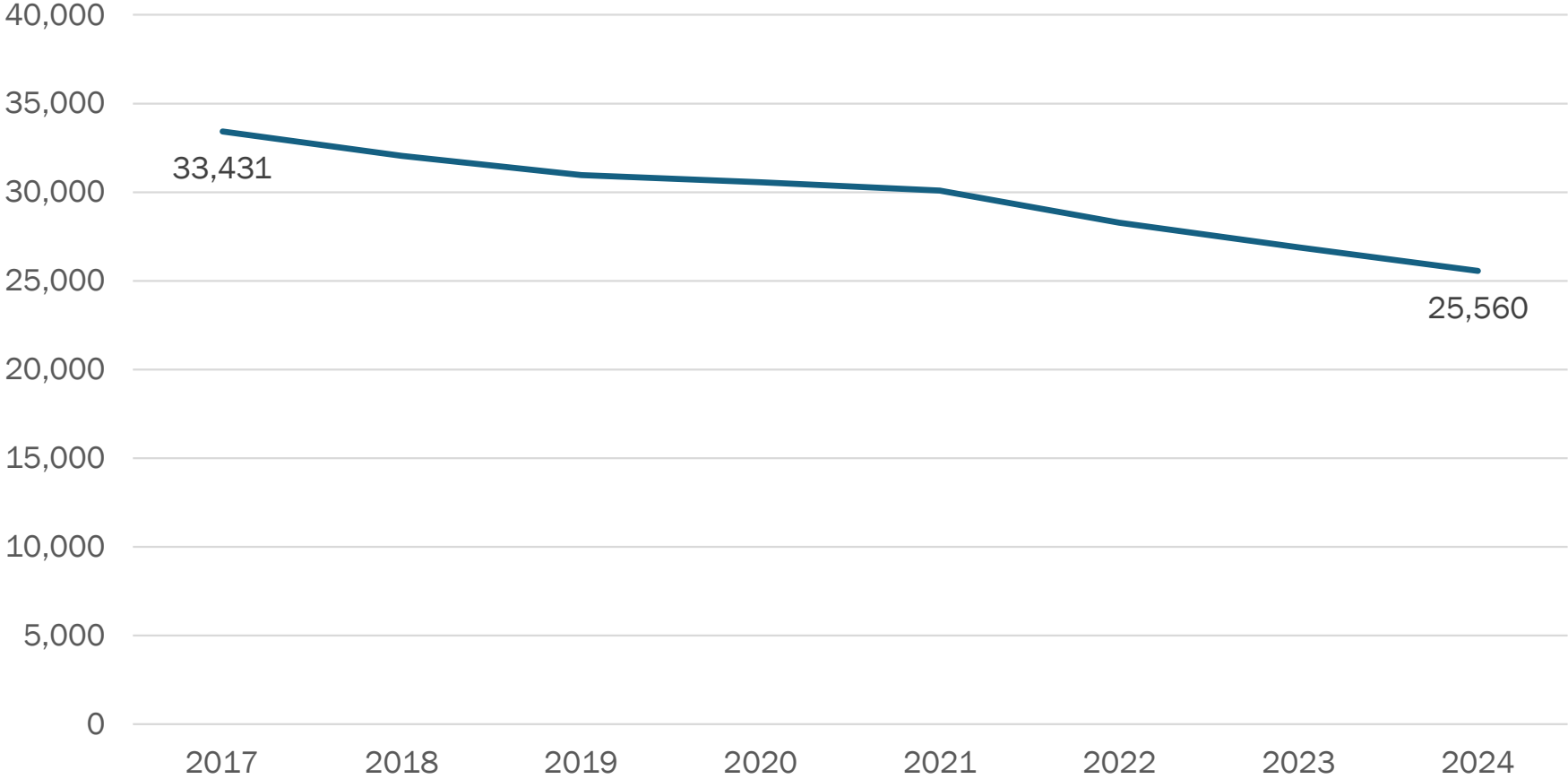
Number of Organized Congregations (2017-2024)

6B - North/West Lower Michigan



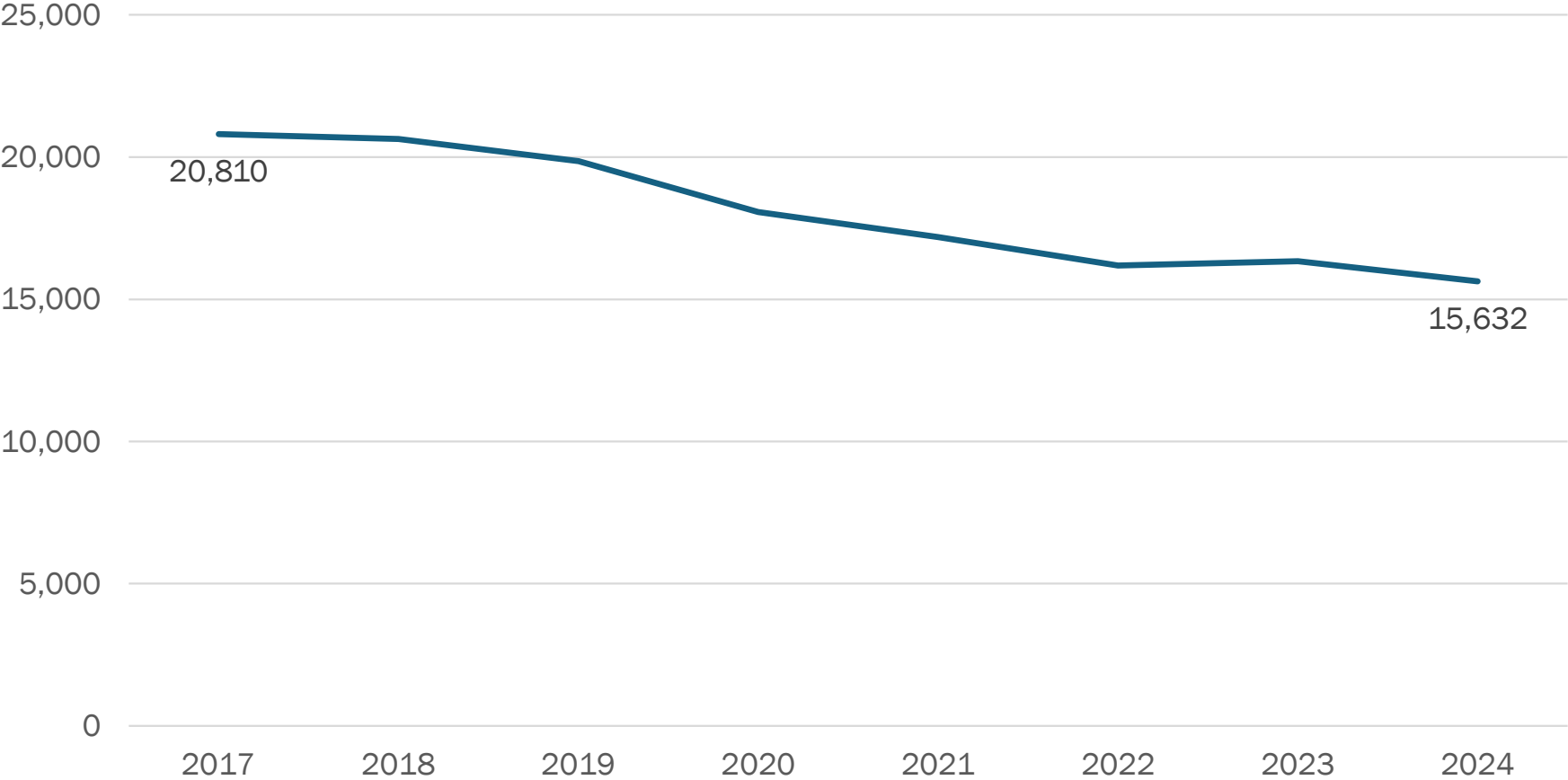
Baptized Membership (2017-2024)

6B - North/West Lower Michigan



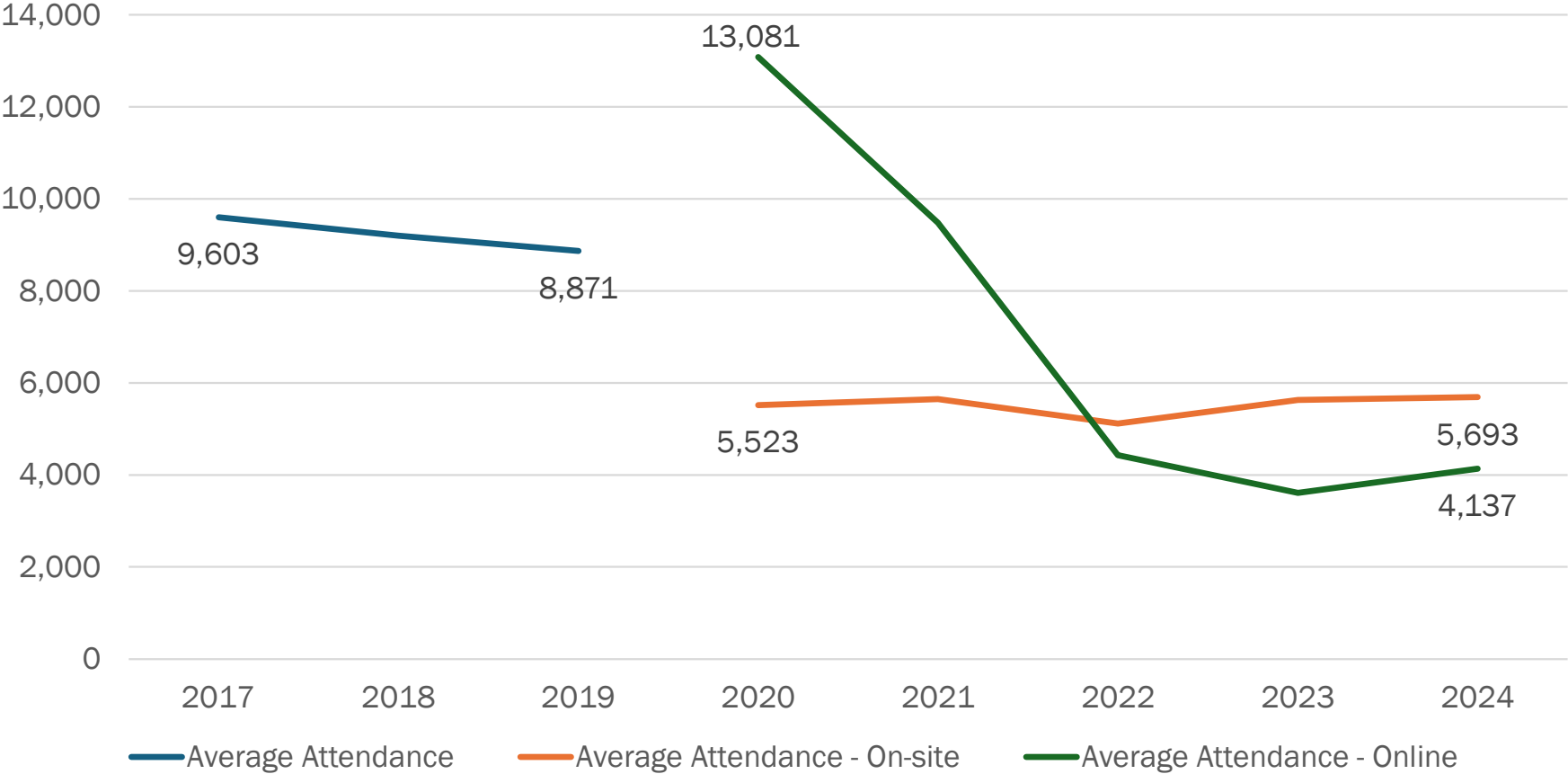
Active Participants (2017-2024)

6B - North/West Lower Michigan



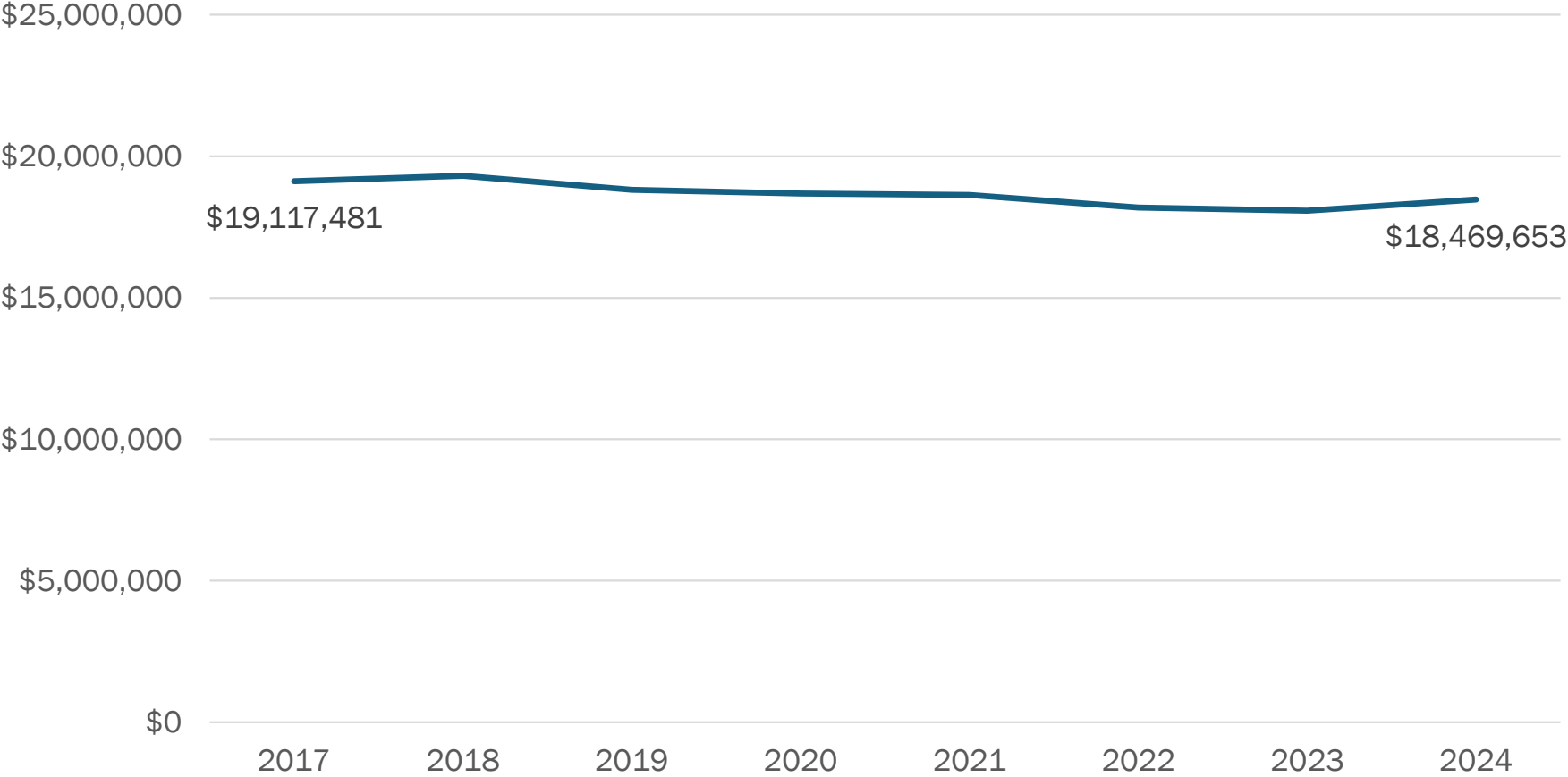
Worship Attendance (2017-2024)

6B - North/West Lower Michigan



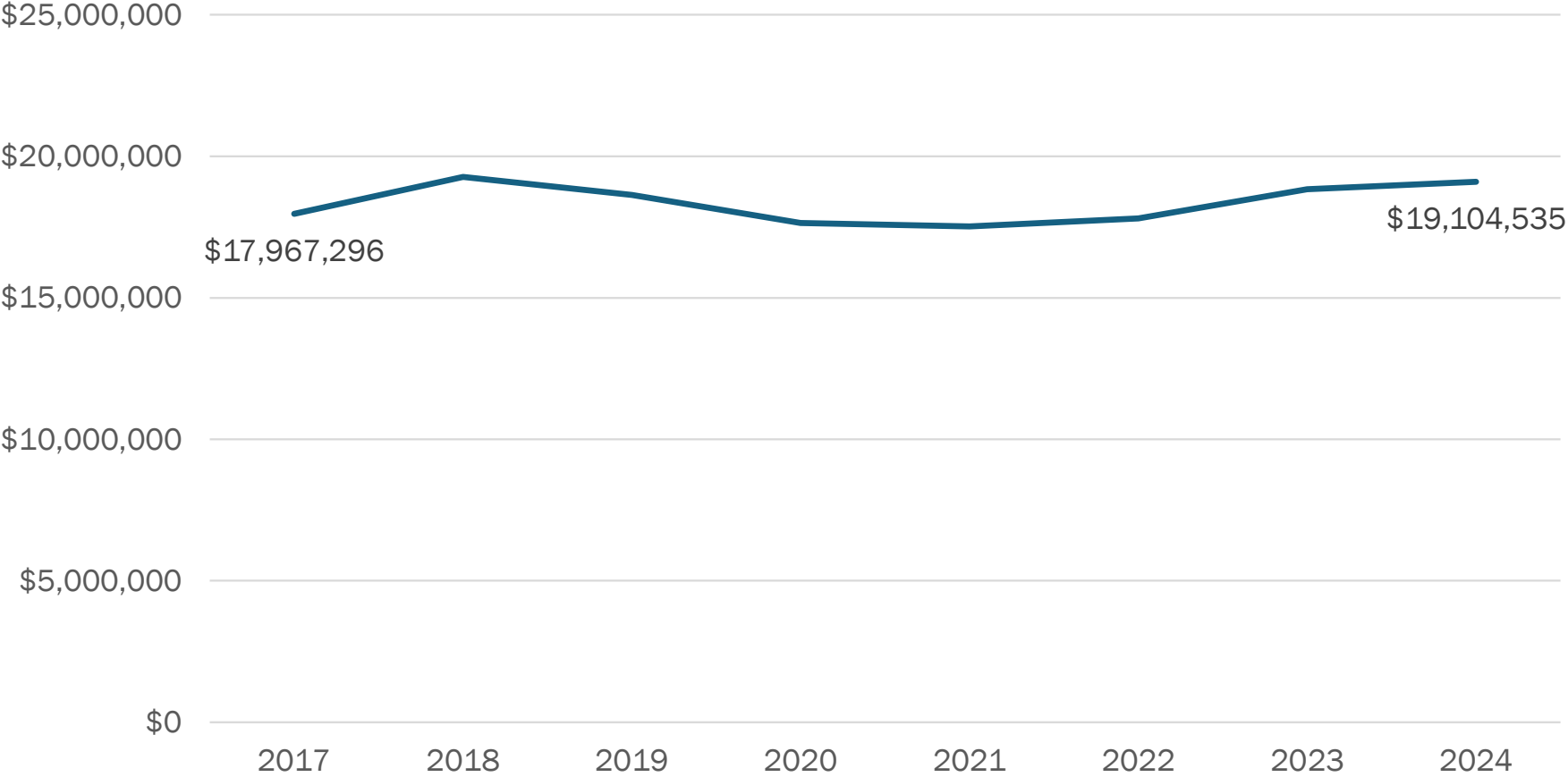
Regular Giving by Members (2017-2024)

6B - North/West Lower Michigan



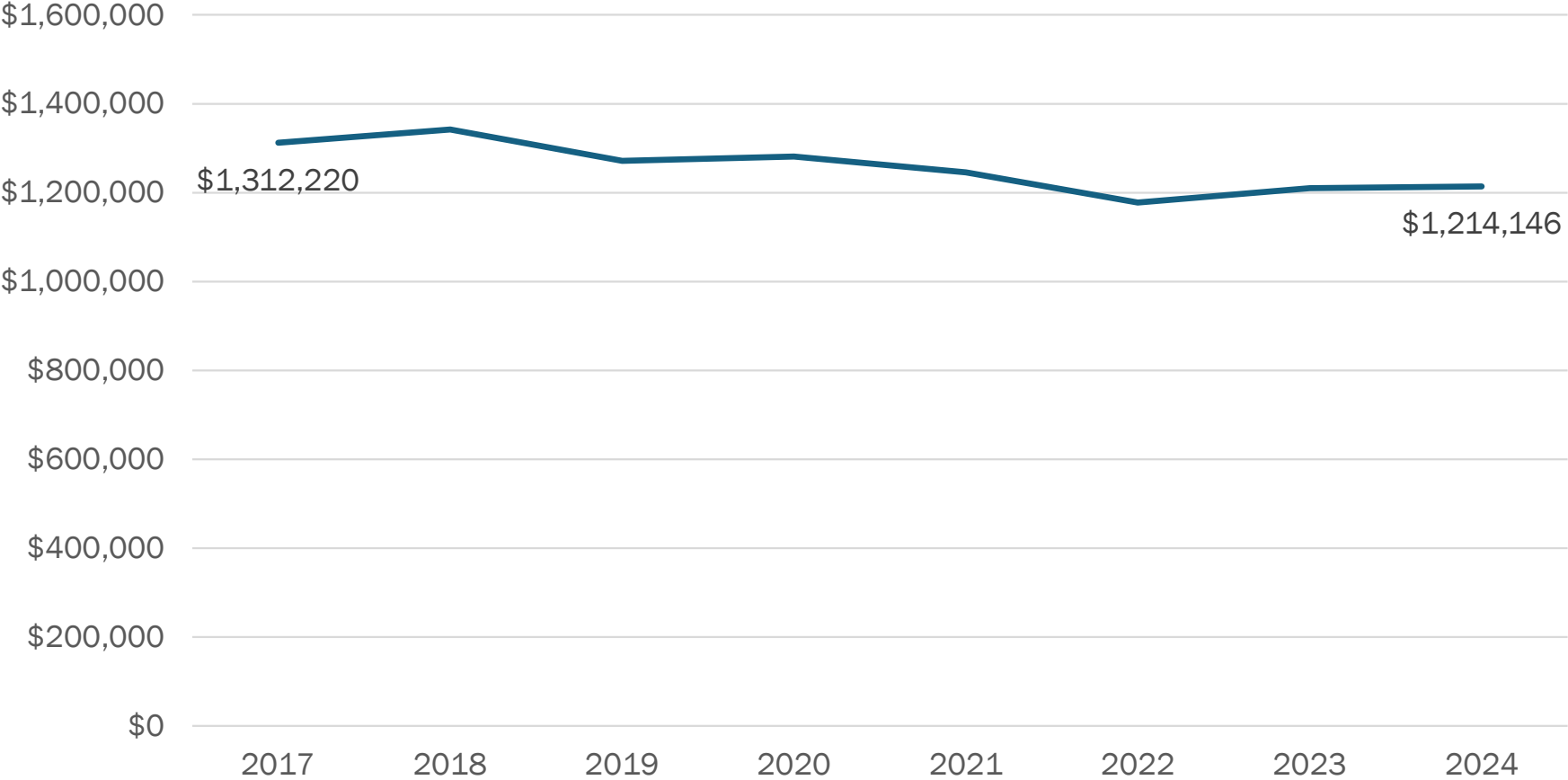
Current Operating Expenses (2017-2024)

6B - North/West Lower Michigan



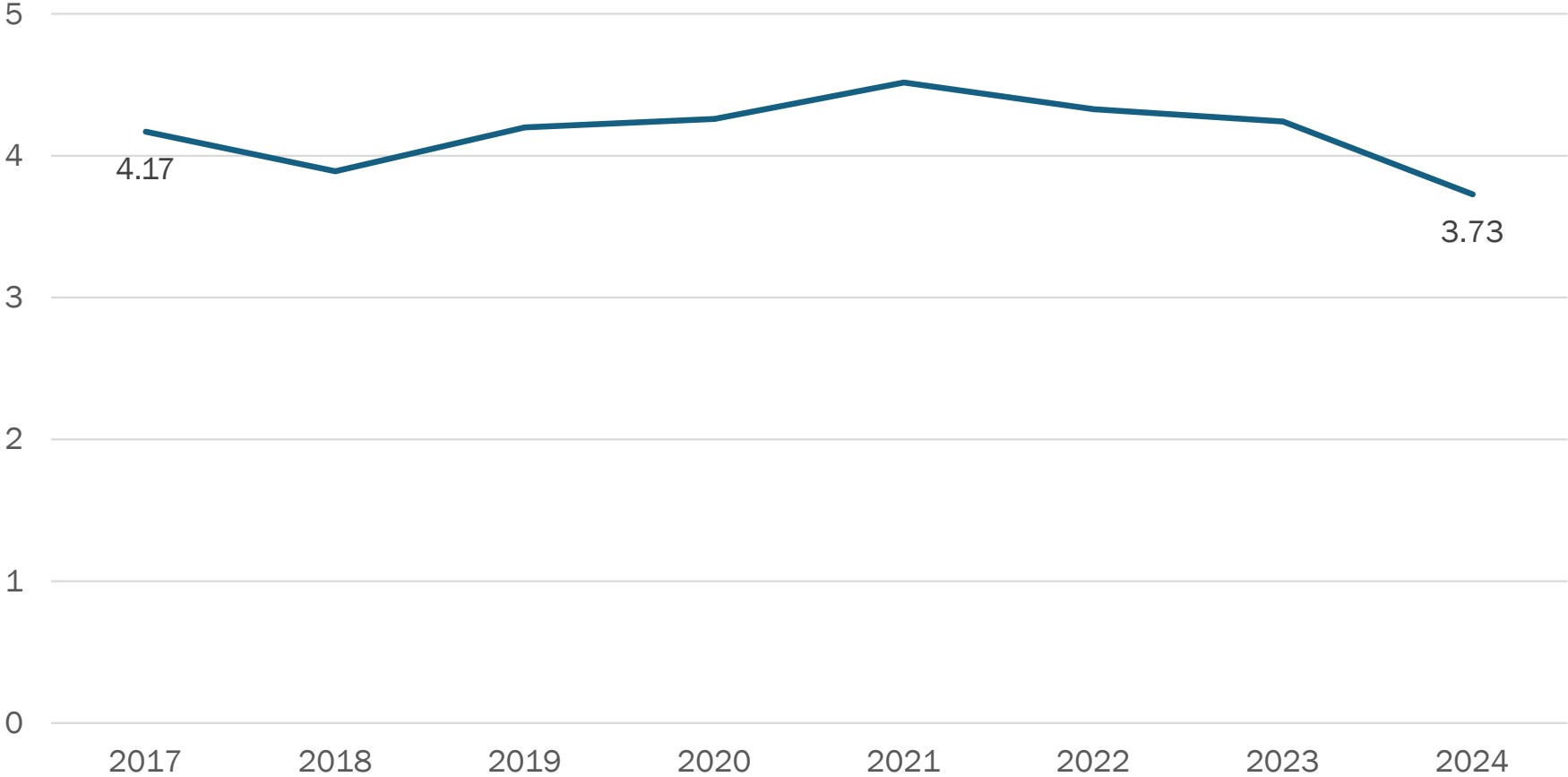
Mission Support (2017-2024)

6B - North/West Lower Michigan

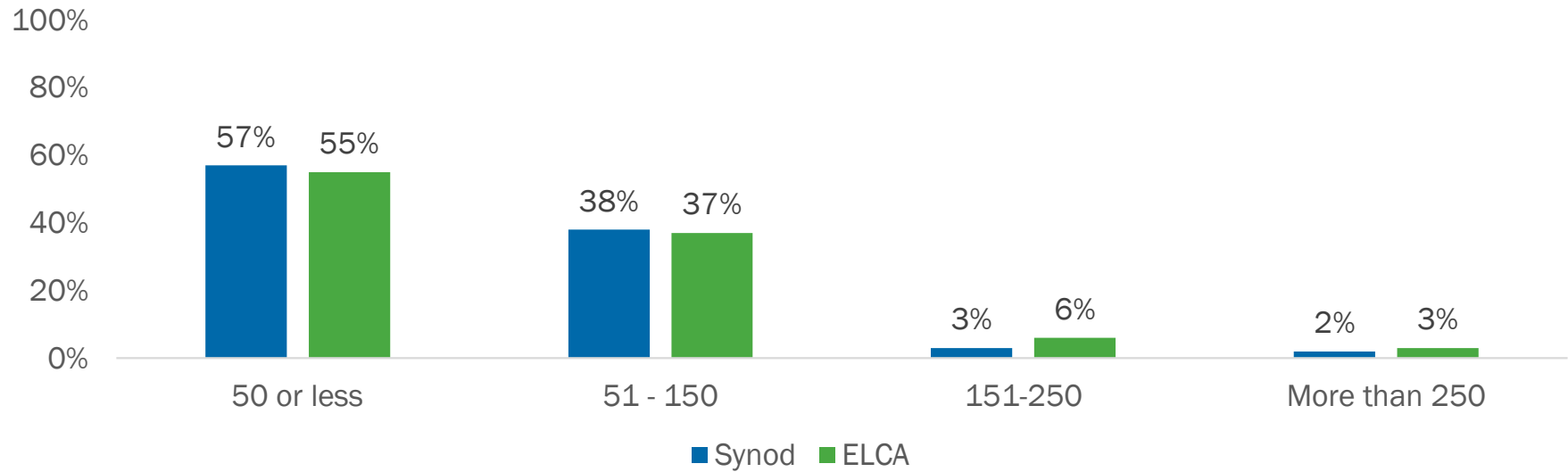


Mission Support as % of Regular Giving (2017-2024)

6B - North/West Lower Michigan



Congregations by Size (Average On-Site Worship Attendance) 6B - North/West Lower Michigan



Average On-Site Worship Attendance	Number of congregations (Synod)*	% of congregations (Synod)	Number of congregations (ELCA)*	% of congregations (ELCA)
50 or less	54	57%	4134	55%
51-150	36	38%	2787	37%
151-250	3	3%	430	6%
More than 250	2	2%	220	3%

*Submitted at least one Annual Congregation Report between 2020 and 2024.

Growth and Decline (2019-24)

6B - North/West Lower Michigan

Change in Baptized Membership	# of congregations* (Synod)	% of congregations (Synod)	# of congregations* (ELCA)	% of congregations (ELCA)
Decline greater than 25%	26	38%	1,450	28%
Decline between 5% - 25%	17	25%	1,504	29%
Stable (decline <5% - incline <5%)	14	20%	1,492	29%
Increase between 5% - 25%	9	13%	545	11%
Increase greater than 25%	3	4%	109	2%

Change in Active Participants	# of congregations* (Synod)	% of congregations (Synod)	# of congregations* (ELCA)	% of congregations (ELCA)
Decline greater than 25%	37	54%	2,298	45%
Decline between 5% - 25%	11	16%	1,133	22%
Stable (decline <5% - incline <5%)	5	7%	491	10%
Increase between 5% - 25%	7	10%	510	10%
Increase greater than 25%	9	13%	668	13%

Change in On-Site Worship Attendance	# of congregations* (Synod)	% of congregations (Synod)	# of congregations* (ELCA)	% of congregations (ELCA)
Decline greater than 25%	43	62%	2,740	54%
Decline between 5% - 25%	19	28%	1,590	31%
Stable (decline <5% - incline <5%)	0	0%	329	6%
Increase between 5% - 25%	5	7%	281	6%
Increase greater than 25%	2	3%	160	3%

**Only congregations that filed an Annual Congregation Report in 2019 and 2024 are included.*

Baptized Members,
Average Attendance,
and Active
Participants

Baptized Members, Average Attendance (online and on-site), and Active Participants

6B - North/West Lower Michigan

CongID	Congregation Name	City	State	ZIP	Data Year	Baptized Members	Average Online Attendance	Average On-site Attendance	Active Participants
02858	Trinity Lutheran Church	Grand Rapids	MI	49506-1808	2024	1637	127	329	1521
11316	Trinity Lutheran Church	Midland	MI	48640-3504	2024	1167	291	285	1182
11235	St Thomas Lutheran Church	Cheboygan	MI	49721-0057	2024	523	74	110	523
02848	St Peter Lutheran Church	Battle Creek	MI	49015-4735	2024	172	10	87	500
02837	Redeemer Lutheran Church	Lansing	MI	48911-2353	2018	120	0	0	450
11218	St Paul Lutheran Church	Alpena	MI	49707-3852	2024	541	320	170	444
11268	University Lutheran Church	East Lansing	MI	48823-5102	2024	622	21	114	438
11367	Ascension Lutheran Church	Saginaw	MI	48609-4808	2024	645	14	107	418
11320	First Lutheran Church	Muskegon	MI	49445-2476	2024	696	360	215	395
02749	Messiah Lutheran Church	Bay City	MI	48706-4708	2024	467	43	108	370
02835	Trinity Lutheran Church	Kalamazoo	MI	49007-6004	2024	722	150	151	351
11278	Trinity Lutheran Church	Frankfort	MI	49635-1098	2024	681	65	117	350
11299	Bethlehem Lutheran Church	Lansing	MI	48910-9147	2024	575	32	68	347
02853	Zion Lutheran Church	Cadillac	MI	49601-0314	2024	370	50	148	317
11217	Grace Lutheran Church	Alpena	MI	49707-3552	2024	415	49	66	311
11417	Christ Lutheran Church	Wyoming	MI	49519-4263	2024	616	55	140	287
02844	Peace Evangelical Lutheran Church	South Haven	MI	49090-7775	2024	296	87	63	273
02865	Mamrelund Lutheran Church	Kent City	MI	49330-9714	2024	432	115	128	250
16248	St Luke Lutheran Church	Grand Rapids	MI	49525-9635	2024	368	15	118	240
11327	Trinity Lutheran Church	New Era	MI	49446-8083	2024	242	30	82	230
11298	Prince Of Peace Lutheran Church	Portage	MI	49024-1231	2024	451	90	123	220
02843	Saron Lutheran Church	Saint Joseph	MI	49085-1341	2024	311	19	77	206
07444	Cross Of Christ Lutheran Church	Petoskey	MI	49770-9669	2024	154	142	63	200

Baptized Members, Average Attendance (online and on-site), and Active Participants

6B - North/West Lower Michigan

CongID	Congregation Name	City	State	ZIP	Data Year	Baptized Members	Average Online Attendance	Average On-site Attendance	Active Participants
10574	St John Lutheran Church	Baroda	MI	49101-0067	2024	149	20	42	182
02855	Bethlehem Lutheran Church	Grand Rapids	MI	49503-4126	2024	188	0	50	177
02881	Lebanon Lutheran Church	Whitehall	MI	49461-1730	2024	297	40	59	164
11380	Immanuel Lutheran Church	Suttons Bay	MI	49682-0206	2024	451	0	72	152
07443	Peace Lutheran Church	Gaylord	MI	49734-5153	2024	158	34	51	151
02827	Trinity Lutheran Church	Battle Creek	MI	49014-6378	2024	58	15	26	150
02879	Bethlehem Lutheran Church	Traverse City	MI	49686-2777	2018	388	0	0	149
16056	Immanuel Lutheran Church	Mount Pleasant	MI	48858-2100	2024	176	0	67	142
02832	Immanuel Lutheran Church	Jackson	MI	49202-4024	2024	499	32	81	140
30694	Advent Lutheran Church	Lake Ann	MI	49650-0249	2022	291	11	37	140
11281	Immanuel Lutheran Church	Grand Ledge	MI	48837-2275	2024	281	37	73	135
11358	Hope Lutheran Church	Rhodes	MI	48652-9733	2024	135	0	54	135
02869	Emanuel Evangelical Lutheran Church	Ludington	MI	49431-2235	2024	302	10	71	133
20122	Grace Lutheran Church	Hastings	MI	49058-1025	2024	152	308	52	132
02836	Grace Lutheran Church	Lansing	MI	48915-1954	2024	268	20	38	125
31342	Harbor of Grace Lutheran Church	Muskegon	MI	49441-2241	2024	108	23	57	123
02878	Settlement Lutheran Church	Gowen	MI	49326-0006	2023	222	6	38	120
20123	Peace Lutheran Church	Holland	MI	49424-6401	2024	157	19	53	115
02856	Faith Lutheran Church	Grand Rapids	MI	49505-3746	2024	270	20	78	110
07169	Peace Lutheran Church	Charlotte	MI	48813-1102	2024	119	216	47	108
20134	Peace Lutheran Church	Sparta	MI	49345-1507	2022	513	62	51	108
11280	Zion Evangelical Lutheran Church	Freeland	MI	48623-0247	2024	517	25	100	100
11334	Faith Lutheran Church	Okemos	MI	48864-2203	2024	182	10	70	100

Baptized Members, Average Attendance (online and on-site), and Active Participants

6B - North/West Lower Michigan

CongID	Congregation Name	City	State	ZIP	Data Year	Baptized Members	Average Online Attendance	Average On-site Attendance	Active Participants
11356	St Paul Lutheran Church	Reed City	MI	49677-8062	2024	124	0	54	100
11374	Zion Lutheran Church	Saginaw	MI	48602-4147	2022	428	0	50	100
11329	Bethany Lutheran Church	Northport	MI	49670-0567	2024	122	5	32	97
30523	New Life Lutheran Church Of Alcona County	Spruce	MI	48762-9587	2024	130	10	44	91
30339	Good Shepherd Lutheran Church	Holland	MI	49424-8608	2024	87	3	44	87
16156	Feast of Victory Lutheran Church	Acme	MI	49610-0298	2024	95	7	41	86
11399	St Peter Lutheran Church	Unionville	MI	48767-9654	2024	65	2	19	85
02866	St John Lutheran Church	Lake City	MI	49651-0352	2020	204	15	25	85
11368	Faith Lutheran Church	Saginaw	MI	48603-3115	2024	627	31	67	82
20124	Lutheran Church Of The Savior	Kalamazoo	MI	49004-2127	2024	66	3	28	82
02854	Ascension Lutheran Church	Kentwood	MI	49512-3858	2024	81	14	44	81
02870	Victory Trinity Lutheran Church	Ludington	MI	49431-9534	2024	108	16	26	81
02864	Bethany Lutheran Church	Kaleva	MI	49645-0085	2024	285	0	51	75
11355	Lord Of Life Lutheran Church	Portage	MI	49002-6428	2024	92	0	35	70
02823	Immanuel Lutheran Church	Allegan	MI	49010-9060	2024	93	6	51	69
30104	Bread Of Life Lutheran Church	Hudsonville	MI	49426-8689	2024	76	5	35	68
11301	St Paul Lutheran Church	East Lansing	MI	48823-1572	2024	162	12	34	67
11291	St Matthew Lutheran Church	Herron	MI	49744-9798	2022	46	0	24	59
02840	All Saints Lutheran Church	Mason	MI	48854-2013	2022	139	5	28	55
30404	Christ United Church	Dewitt	MI	48820-8396	2024	54	10	18	54
02830	Messiah Evangelical Lutheran Church	Constantine	MI	49042-1165	2024	151	4	30	51
30192	Hope Community Church	Rockford	MI	49341-9408	2024	90	400	26	50

Baptized Members, Average Attendance (online and on-site), and Active Participants

6B - North/West Lower Michigan

CongID	Congregation Name	City	State	ZIP	Data Year	Baptized Members	Average Online Attendance	Average On-site Attendance	Active Participants
11414	Zion Evangelical Lutheran Church	Woodland	MI	48897-0014	2024	131	0	32	49
02778	Our Saviour Lutheran Church	Saginaw	MI	48603-3019	2024	257	0	43	47
07631	Hope Lutheran Church	Plainwell	MI	49080-1115	2023	210	10	37	47
16315	Christ The King Lutheran Church	Gladwin	MI	48624-9337	2024	323	6	42	46
02761	Grace Lutheran Church	East Tawas	MI	48730-1308	2024	68	75	30	45
07415	Prince of Peace Lutheran Church	Rose City	MI	48654-9792	2024	181	0	31	45
11315	Christ Lutheran Church	Michigan Center	MI	49254-1034	2024	188	0	42	45
11370	Resurrection Lutheran Church	Saginaw	MI	48602-2718	2024	166	0	27	45
02880	Augustana Lutheran Church	Tustin	MI	49688-0198	2023	54	0	30	44
02852	Immanuel Lutheran Church	Big Rapids	MI	49307-2114	2024	163	15	35	42
02861	St John Lutheran Church	Grayling	MI	49738-1200	2024	144	0	25	40
02873	Trinity Lutheran Church	Manton	MI	49663	2020	60	0	23	40
30026	Living Hope Lutheran Church	Farwell	MI	48622-9757	2008	89	0	0	40
11267	Evangelical Lutheran Church	East Jordan	MI	49727-0497	2024	57	0	24	36
11333	Trinity Lutheran Church	Millersburg	MI	49759-9723	2023	51	0	19	35
11372	St John Lutheran Church	Saginaw	MI	48607-1521	2019	257	0	0	35
02849	St John Lutheran Church	Three Rivers	MI	49093-0104	2024	61	0	24	34
11402	Grace Lutheran Church	Vassar	MI	48768-1148	2024	143	0	16	32
11378	Spruce Lutheran Church	Spruce	MI	48762-0068	2022	27	0	14	31
02831	Trinity Lutheran Church	Hillsdale	MI	49242-1741	2024	141	0	28	30
11373	St Matthew Lutheran Church	Bridgeport	MI	48722-9740	2024	75	5	24	30
20272	St Paul Lutheran Church	Au Gres	MI	48703-8705	2024	71	6	20	30
16026	Edgewood Lutheran Church	Fruitport	MI	49415-0353	2024	45	0	29	29

Baptized Members, Average Attendance (online and on-site), and Active Participants

6B - North/West Lower Michigan

CongID	Congregation Name	City	State	ZIP	Data Year	Baptized Members	Average Online Attendance	Average On-site Attendance	Active Participants
02771	Hope Lutheran Church	Oscoda	MI	48750-0338	2024	19	0	25	27
11269	Our Savior Lutheran Church	Edmore	MI	48829-0378	2023	194	0	16	25
11271	Calvary Lutheran Church	Elk Rapids	MI	49629-0149	2024	26	0	16	24
11302	Leer Lutheran Church	Posen	MI	49776-9007	2024	40	0	20	20
11377	Faith Lutheran Church	Sidney	MI	48885-0215	2023	201	0	24	20
02833	St James Lutheran Church	Jackson	MI	49201-8301	2021	49	5	17	18
11363	St James Lutheran Church	Rogers City	MI	49779-9740	2024	25	0	12	10
20116	Zion Lutheran Church	Comstock Park	MI	49321-9226	2024	247	400	26	2
11284	St Paul Lutheran Church	Greenville	MI	48838-9447	2023	368	0	0	0

Baptisms by Congregation

Baptisms

6B - North/West Lower Michigan

CongID	Congregation Name	City	State	ZIP	Data Year	Baptisms
11372	St John Lutheran Church	Saginaw	MI	48607-1521	2019	41
11316	Trinity Lutheran Church	Midland	MI	48640-3504	2024	13
11218	St Paul Lutheran Church	Alpena	MI	49707-3852	2024	10
11334	Faith Lutheran Church	Okemos	MI	48864-2203	2024	10
02858	Trinity Lutheran Church	Grand Rapids	MI	49506-1808	2024	9
11374	Zion Lutheran Church	Saginaw	MI	48602-4147	2022	8
02835	Trinity Lutheran Church	Kalamazoo	MI	49007-6004	2024	6
02844	Peace Evangelical Lutheran Church	South Haven	MI	49090-7775	2024	6
02856	Faith Lutheran Church	Grand Rapids	MI	49505-3746	2024	6
02865	Mamrelund Lutheran Church	Kent City	MI	49330-9714	2024	6
20123	Peace Lutheran Church	Holland	MI	49424-6401	2024	6
02864	Bethany Lutheran Church	Kaleva	MI	49645-0085	2024	5
16056	Immanuel Lutheran Church	Mount Pleasant	MI	48858-2100	2024	5
16315	Christ The King Lutheran Church	Gladwin	MI	48624-9337	2024	5
02749	Messiah Lutheran Church	Bay City	MI	48706-4708	2024	4
11298	Prince Of Peace Lutheran Church	Portage	MI	49024-1231	2024	4
11320	First Lutheran Church	Muskegon	MI	49445-2476	2024	4
11367	Ascension Lutheran Church	Saginaw	MI	48609-4808	2024	4
02853	Zion Lutheran Church	Cadillac	MI	49601-0314	2024	3
02869	Emanuel Evangelical Lutheran Church	Ludington	MI	49431-2235	2024	3
10574	St John Lutheran Church	Baroda	MI	49101-0067	2024	3
11235	St Thomas Lutheran Church	Cheboygan	MI	49721-0057	2024	3
11278	Trinity Lutheran Church	Frankfort	MI	49635-1098	2024	3

Baptisms

6B - North/West Lower Michigan

CongID	Congregation Name	City	State	ZIP	Data Year	Baptisms
11280	Zion Evangelical Lutheran Church	Freeland	MI	48623-0247	2024	3
30339	Good Shepherd Lutheran Church	Holland	MI	49424-8608	2024	3
30523	New Life Lutheran Church Of Alcona County	Spruce	MI	48762-9587	2024	3
02879	Bethlehem Lutheran Church	Traverse City	MI	49686-2777	2018	3
02827	Trinity Lutheran Church	Battle Creek	MI	49014-6378	2024	2
02843	Saron Lutheran Church	Saint Joseph	MI	49085-1341	2024	2
02861	St John Lutheran Church	Grayling	MI	49738-1200	2024	2
02881	Lebanon Lutheran Church	Whitehall	MI	49461-1730	2024	2
07169	Peace Lutheran Church	Charlotte	MI	48813-1102	2024	2
07444	Cross Of Christ Lutheran Church	Petoskey	MI	49770-9669	2024	2
11268	University Lutheran Church	East Lansing	MI	48823-5102	2024	2
11301	St Paul Lutheran Church	East Lansing	MI	48823-1572	2024	2
11329	Bethany Lutheran Church	Northport	MI	49670-0567	2024	2
11355	Lord Of Life Lutheran Church	Portage	MI	49002-6428	2024	2
11368	Faith Lutheran Church	Saginaw	MI	48603-3115	2024	2
11414	Zion Evangelical Lutheran Church	Woodland	MI	48897-0014	2024	2
11417	Christ Lutheran Church	Wyoming	MI	49519-4263	2024	2
07631	Hope Lutheran Church	Plainwell	MI	49080-1115	2023	2
11333	Trinity Lutheran Church	Millersburg	MI	49759-9723	2023	2
02778	Our Saviour Lutheran Church	Saginaw	MI	48603-3019	2024	1
02823	Immanuel Lutheran Church	Allegan	MI	49010-9060	2024	1
02836	Grace Lutheran Church	Lansing	MI	48915-1954	2024	1
07443	Peace Lutheran Church	Gaylord	MI	49734-5153	2024	1

Baptisms

6B - North/West Lower Michigan

CongID	Congregation Name	City	State	ZIP	Data Year	Baptisms
11217	Grace Lutheran Church	Alpena	MI	49707-3552	2024	1
11281	Immanuel Lutheran Church	Grand Ledge	MI	48837-2275	2024	1
11299	Bethlehem Lutheran Church	Lansing	MI	48910-9147	2024	1
11315	Christ Lutheran Church	Michigan Center	MI	49254-1034	2024	1
11358	Hope Lutheran Church	Rhodes	MI	48652-9733	2024	1
11402	Grace Lutheran Church	Vassar	MI	48768-1148	2024	1
16156	Feast of Victory Lutheran Church	Acme	MI	49610-0298	2024	1
16248	St Luke Lutheran Church	Grand Rapids	MI	49525-9635	2024	1
20272	St Paul Lutheran Church	Au Gres	MI	48703-8705	2024	1
30192	Hope Community Church	Rockford	MI	49341-9408	2024	1
02878	Settlement Lutheran Church	Gowen	MI	49326-0006	2023	1
02880	Augustana Lutheran Church	Tustin	MI	49688-0198	2023	1
11377	Faith Lutheran Church	Sidney	MI	48885-0215	2023	1
02840	All Saints Lutheran Church	Mason	MI	48854-2013	2022	1
11378	Spruce Lutheran Church	Spruce	MI	48762-0068	2022	1
20134	Peace Lutheran Church	Sparta	MI	49345-1507	2022	1
02761	Grace Lutheran Church	East Tawas	MI	48730-1308	2024	0
02771	Hope Lutheran Church	Oscoda	MI	48750-0338	2024	0
02830	Messiah Evangelical Lutheran Church	Constantine	MI	49042-1165	2024	0
02831	Trinity Lutheran Church	Hillsdale	MI	49242-1741	2024	0
02832	Immanuel Lutheran Church	Jackson	MI	49202-4024	2024	0
02848	St Peter Lutheran Church	Battle Creek	MI	49015-4735	2024	0
02849	St John Lutheran Church	Three Rivers	MI	49093-0104	2024	0

Baptisms

6B - North/West Lower Michigan

CongID	Congregation Name	City	State	ZIP	Data Year	Baptisms
02852	Immanuel Lutheran Church	Big Rapids	MI	49307-2114	2024	0
02854	Ascension Lutheran Church	Kentwood	MI	49512-3858	2024	0
02855	Bethlehem Lutheran Church	Grand Rapids	MI	49503-4126	2024	0
02870	Victory Trinity Lutheran Church	Ludington	MI	49431-9534	2024	0
07415	Prince of Peace Lutheran Church	Rose City	MI	48654-9792	2024	0
11267	Evangelical Lutheran Church	East Jordan	MI	49727-0497	2024	0
11271	Calvary Lutheran Church	Elk Rapids	MI	49629-0149	2024	0
11302	Leer Lutheran Church	Posen	MI	49776-9007	2024	0
11327	Trinity Lutheran Church	New Era	MI	49446-8083	2024	0
11356	St Paul Lutheran Church	Reed City	MI	49677-8062	2024	0
11363	St James Lutheran Church	Rogers City	MI	49779-9740	2024	0
11370	Resurrection Lutheran Church	Saginaw	MI	48602-2718	2024	0
11373	St Matthew Lutheran Church	Bridgeport	MI	48722-9740	2024	0
11380	Immanuel Lutheran Church	Suttons Bay	MI	49682-0206	2024	0
11399	St Peter Lutheran Church	Unionville	MI	48767-9654	2024	0
16026	Edgewood Lutheran Church	Fruitport	MI	49415-0353	2024	0
20116	Zion Lutheran Church	Comstock Park	MI	49321-9226	2024	0
20122	Grace Lutheran Church	Hastings	MI	49058-1025	2024	0
20124	Lutheran Church Of The Savior	Kalamazoo	MI	49004-2127	2024	0
30104	Bread Of Life Lutheran Church	Hudsonville	MI	49426-8689	2024	0
30404	Christ United Church	Dewitt	MI	48820-8396	2024	0
31342	Harbor of Grace Lutheran Church	Muskegon	MI	49441-2241	2024	0
11269	Our Savior Lutheran Church	Edmore	MI	48829-0378	2023	0

Baptisms

6B - North/West Lower Michigan

CongID	Congregation Name	City	State	ZIP	Data Year	Baptisms
11284	St Paul Lutheran Church	Greenville	MI	48838-9447	2023	0
11291	St Matthew Lutheran Church	Herron	MI	49744-9798	2022	0
30694	Advent Lutheran Church	Lake Ann	MI	49650-0249	2022	0
02833	St James Lutheran Church	Jackson	MI	49201-8301	2021	0
02866	St John Lutheran Church	Lake City	MI	49651-0352	2020	0
02873	Trinity Lutheran Church	Manton	MI	49663	2020	0
02837	Redeemer Lutheran Church	Lansing	MI	48911-2353	2018	0
30026	Living Hope Lutheran Church	Farwell	MI	48622-9757	2008	0

Congregation Reports

**Evangelical Lutheran Church in America
Name and Address Summary Report as of December 31, 2024**

6B North/West Lower Michigan Synod, ELCA

Cong ID	Congregation Name	Lang Codes	Location Address	City, State	Ministers	Year Orgn	Bapt Mbrs	Conf Mbrs	Avg Atnd On-site	Avg Atnd Online
Conference: 01 Sunrise										
11217	Grace	EN	119 W Dunbar St	Alpena, MI		1873	415	302	66	49
11218	St Paul	EN	727 S 2nd Ave	Alpena, MI	John W. Shipman	1871	541	328	170	320
11235	St Thomas	EN	332 S Western Ave	Cheboygan, MI	David M. Hueter	1881	523	359	110	74
07443	Peace	EN	3703 Old 27 S	Gaylord, MI	Megan C. Crouch	1977	158	149	51	34
11291 *	St Matthew	EN	7109 Wolf Creek Rd	Herron, MI		1882	46	46	24	0
11333 *	Trinity	EN	4512 N. Ocqueoc Rd.	Ocqueoc, MI	Denise D. Scheer	1890	51	49	19	0
02771	Hope	EN	223 E Mill St	Oscoda, MI		1887	19	19	25	0
11302	Leer	EN	10430 S Leer Rd	Posen, MI		1882	40	40	20	0
11363	St James	EN	2485 S Ward Branch Rd	Rogers City, MI	Denise D. Scheer Mary K. Hughes	1876	25	25	12	0
30523	New Life Lutheran Church Of Alcona County	EN	25 Kirche In the Woods Dr	Spruce, MI		2000	130	103	44	10
11378 *	Spruce	EN	1246 E Spruce Rd	Spruce, MI		1894	27	27	14	0
Conference Totals:							1,975	1,447	555	487
Conference: 02 Traverse										
16156	Feast of Victory	EN	4400 Mount Hope Rd	Acme, MI	Haley V. Beaman	1979	95	84	41	7
02853	Zion	EN	350 Pearl St	Cadillac, MI	Scott A. Torkko	1874	370	317	148	50
11267	Evangelical	EN	7855 Rogers Rd	East Jordan, MI		1901	57	39	24	0
11271	Calvary	EN	10180 Elk Lake Rd	Elk Rapids, MI		1886	26	24	16	0
11278	Trinity	EN	955 James St	Frankfort, MI	Richard B. Stieve	1882	681	350	117	65
02861	St John	EN	710 Spruce St	Grayling, MI		1892	144	133	25	0
02864	Bethany	EN	14575 Wuoksi Ave	Kaleva, MI	Zachary C. Nelson	1902	285	276	51	0
30694 *	Advent	EN	8481 Lake Ann Rd	Lake Ann, MI	Rosanne M. Anderson	2007	291	129	37	11
02866 *	St John	EN	M-66 3 1/2 Mi S	Lake City, MI		1912	204	204	25	15
02873 *	Trinity	EN	2780 N 41 Rd	Manton, MI		1880	60	57	23	0
11329	Bethany	EN	220 W Nagonaba St	Northport, MI	Ruth H. Overdier Christine A. Timm	1918	122	79	32	5
07444	Cross Of Christ	EN	1450 E Mitchell Rd	Petoskey, MI	Sherry E. McGuffin	1976	154	124	63	142
11356	St Paul	EN	22275 4 Mile Rd	Reed City, MI	Marcille L. Miller	1872	124	112	54	0
11380	Immanuel	EN	203 N Lincoln St	Suttons Bay, MI	Jonathan E. Reid	1890	451	318	72	0
02879 *	Bethlehem	EN	1050 Peninsula Dr	Traverse City, MI	Paul C. Busekist	1892	388	388	--	--
02880 *	Augustana	EN	18499 20 Mile Rd	Tustin, MI		1874	54	54	30	0
Conference Totals:							3,506	2,688	758	295

Code Key:

* = 2024 data not available as of report run date

**Evangelical Lutheran Church in America
Name and Address Summary Report as of December 31, 2024**

6B North/West Lower Michigan Synod, ELCA

Cong ID	Congregation Name	Lang Codes	Location Address	City, State	Ministers	Year Orgn	Bapt Mbrs	Conf Mbrs	Avg Atnd On-site	Avg Atnd Online
Conference: 03 Stony Lake										
16026	Edgewood	EN	2525 Pontaluna Rd	Fruitport, MI	Ellen M. Schoepf	1975	45	45	29	0
02869	Emanuel Evangelical	EN	501 E Danaher St	Ludington, MI		1874	302	200	71	10
02870	Victory Trinity	EN	3208 W Victory Dr	Ludington, MI		1910	108	108	26	16
11320	First	EN	1206 Whitehall Rd	Muskegon, MI	William J. Uetricht	1864	696	552	215	360
31342	Harbor of Grace	EN	1132 W Southern Ave	Muskegon, MI	John B. Ferra	2019	108	105	57	23
11327	Trinity	EN	5631 W Stony Lake Rd	New Era, MI	Sarah J. Samuelson	1862	242	210	82	30
02881	Lebanon	EN	1101 S Mears Ave	Whitehall, MI	Douglas M. Ogden	1872	297	171	59	40
Conference Totals:							1,798	1,391	539	479
Conference: 04 Bay Area										
20272	St Paul	EN	1264 S Tonkey Rd	Au Gres, MI		1983	71	71	20	6
02749	Messiah	EN	501 S Catherine St	Bay City, MI	Andreas H. Teich Timothy D. Jahn	1880	467	374	108	43
11373	St Matthew	EN	6065 King Rd	Bridgeport, MI	Diane W. Sponheim	1880	75	73	24	5
02761	Grace	EN	401 Main St	East Tawas, MI	Matthew D. Miller	1886	68	62	30	75
30026 *	Living Hope	EN	2855 W Cadillac Dr	Farwell, MI		1990	89	89	--	--
11280	Zion Evangelical	EN	545 7th St	Freeland, MI	Kevin W. O'Bryan	1931	517	500	100	25
16315	Christ The King	EN	600 S M 18	Gladwin, MI	Emily R. Olsen-Brandt	1986	323	323	42	6
11316	Trinity	EN	3701 Jefferson Ave	Midland, MI	Jeffery G. Gramza Danielle D. Shealy	1943	1,167	1,017	285	291
16056	Immanuel	EN	320 S Bradley St	Mount Pleasant, MI	Dana M. Hendershot	1976	176	153	67	0
11358	Hope	EN	4762 Church Rd	Rhodes, MI	Roger E. Bauer	1914	135	120	54	0
07415	Prince of Peace	EN	165 E Sage Lake Rd	Rose City, MI		1976	181	181	31	0
11367	Ascension	EN	8695 Gratiot Rd	Saginaw, MI	Julie A. Bailey	1960	645	454	107	14
11368	Faith	EN	4432 Mackinaw Rd	Saginaw, MI	Christina K. Schultz	1951	627	625	67	31
02778	Our Saviour	EN	2525 Hemmeter Rd	Saginaw, MI		1956	257	253	43	0
11370	Resurrection	EN	2110 Brockway St	Saginaw, MI		1960	166	148	27	0
11372 *	St John	EN	915 Federal Ave	Saginaw, MI		1852	257	35	--	--
11374 *	Zion	EN	1209 Hancock St	Saginaw, MI		1891	428	291	50	0
11399	St Peter	EN	5129 French Rd	Unionville, MI	Jeffrey T. Bonn	1873	65	65	19	2
11402	Grace	EN	885 Saginaw St	Vassar, MI		1952	143	97	16	0
Conference Totals:							5,857	4,931	1,090	498

Code Key:

* = 2024 data not available as of report run date

**Evangelical Lutheran Church in America
Name and Address Summary Report as of December 31, 2024**

6B North/West Lower Michigan Synod, ELCA

Cong ID	Congregation Name	Lang Codes	Location Address	City, State	Ministers	Year Orgn	Bapt Mbrs	Conf Mbrs	Avg Atnd On-site	Avg Atnd Online
Conference: 05 Greater Grand Rapids										
02852	Immanuel	EN	726 Fuller Ave	Big Rapids, MI		1874	163	163	35	15
20116	Zion	EN	582 Lamoreaux Dr NW	Comstock Park, MI	Julie E. Schneider-Thomas	1963	247	244	26	400
11269 *	Our Savior	EN	530 W Howard City-Edmore Rd	Edmore, MI		1896	194	135	16	0
02878 *	Settlement	EN	1031 S Johnson Rd	Gowen, MI		1873	222	222	38	6
02855	Bethlehem	EN	250 Commerce Ave SW	Grand Rapids, MI		1873	188	163	50	0
02856	Faith	EN	2740 Fuller Ave NE	Grand Rapids, MI	Kevin R. Sullivan	1952	270	270	78	20
16248	St Luke	EN	3215 4 Mile Rd NE	Grand Rapids, MI	Kyle A. Duff	1982	368	254	118	15
02858	Trinity	EN	2700 Fulton St E	Grand Rapids, MI	Jonathan R. Niketh Daniel J. Schewe Karen Z. Niemeyer Kari E. Fast	1896	1,637	1,014	329	127
11284 *	St Paul	EN	9844 SW Greenville Rd	Greenville, MI	Nanette Dehnke	1898	368	342	0	0
20122	Grace	EN	239 E North St	Hastings, MI	Kenneth D. Scheck	1944	152	125	52	308
30339	Good Shepherd	EN	3990 112th Ave	Holland, MI	Jessica L. Rivera-Walker	1998	87	64	44	3
20123	Peace	EN	389 James St	Holland, MI	Clayton H. Bates	1963	157	141	53	19
30104	Bread Of Life	EN	7510 36th Ave	Hudsonville, MI	David R. Beese	1998	76	65	35	5
02865	Mamrelund	EN SP	4085 Lutheran Church Rd	Kent City, MI		1866	432	432	128	115
02854	Ascension	EN	4252 Breton Rd SE	Kentwood, MI		1961	81	78	44	14
30192	Hope Community Church	EN	7000 Myers Lake Ave NE	Rockford, MI		1992	90	71	26	400
11377 *	Faith	EN	2957 S Grow Rd	Sidney, MI		1965	201	201	24	0
20134 *	Peace	EN	1225 12 Mile Rd NW	Sparta, MI	Bridget A. Whately	1958	513	280	51	62
11414	Zion Evangelical	EN	6261 Velte Rd	Woodland, MI		1856	131	122	32	0
11417	Christ	EN DI	2350 44th St SW	Wyoming, MI	Robert G. Schmidt	1964	616	433	140	55
Conference Totals:							6,193	4,819	1,319	1,564

**Evangelical Lutheran Church in America
Name and Address Summary Report as of December 31, 2024**

6B North/West Lower Michigan Synod, ELCA

Cong ID	Congregation Name	Lang Codes	Location Address	City, State	Ministers	Year Orgn	Bapt Mbrs	Conf Mbrs	Avg Atnd On-site	Avg Atnd Online
Conference: 06 Capital										
07169	Peace	EN	830 N Cochran Ave	Charlotte, MI	Neil B. Brady	1968	119	102	47	216
30404	Christ United Church	EN	1000 W Webb Rd	Dewitt, MI	Alexander T. Aivars	1998	54	54	18	10
11301	St Paul	EN	3383 E Lake Lansing Rd	East Lansing, MI	Carl E. Ballard	1966	162	154	34	12
11268	University	EN	1020 S Harrison Rd	East Lansing, MI	Emily L. Shipman Zachariah M. Shipman	1941	622	521	114	21
11281	Immanuel	EN	501 S Clinton St	Grand Ledge, MI	Charles E. Foerster	1870	281	281	73	37
02831	Trinity	EN	69 Griswold St	Hillsdale, MI	Kara K. Shaw	1854	141	68	28	0
02832	Immanuel	EN	1505 W Michigan Ave	Jackson, MI	Kathryn A. Schroeder	1925	499	407	81	32
02833 *	St James	EN	4425 S Jackson Rd	Jackson, MI		1961	49	47	17	5
11299	Bethlehem	EN	549 E Mount Hope Ave	Lansing, MI	Matthew A. Smith	1924	575	326	68	32
02836	Grace	EN	528 N Mlk Blvd	Lansing, MI	Bryan G. Schneider-Thomas	1917	268	216	38	20
02837 *	Redeemer	EN	2727 W Holmes Rd	Lansing, MI	Janice G. Hite	1922	120	100	--	--
02840 *	All Saints	EN	720 W South St	Mason, MI	Gerald M. Ferguson	1960	139	131	28	5
11315	Christ	EN	4250 Page Ave	Michigan Center, MI	Robert P. Martin	1965	188	148	42	0
11334	Faith	EN	4515 Dobie Rd	Okemos, MI	Megan C. Floyd	1957	182	162	70	10
Conference Totals:							3,399	2,717	658	400
Conference: 07 Kalamazoo										
02823	Immanuel	EN	631 Grand St	Allegan, MI	Christopher D. Laughlin	1878	93	88	51	6
10574	St John	EN	9193 Cleveland Ave	Baroda, MI		1930	149	109	42	20
02848	St Peter	EN	1079 Riverside Dr	Battle Creek, MI	Edward T. Ruble	1962	172	137	87	10
02827	Trinity	EN	2055 Columbia Ave E	Battle Creek, MI	Kjersten L. Sullivan	1903	58	54	26	15
02830	Messiah Evangelical	EN	185 W 5th St	Constantine, MI	Thomas E. Pederson	1866	151	134	30	4
20124	Lutheran Church Of The Savior	EN	3616 E G Ave	Kalamazoo, MI		1966	66	61	28	3
02835	Trinity	EN	504 S Westnedge Ave	Kalamazoo, MI	Kenneth L. Johnson Jacob C. Lehman	1904	722	551	151	150
07631 *	Hope	EN	290 12th St	Plainwell, MI	Nicole L. Smith	1981	210	49	37	10
11355	Lord Of Life	EN	9420 Portage Rd	Portage, MI	Martha K. Porter-Reid	1966	92	92	35	0
11298	Prince Of Peace	EN	1747 W Milham Ave	Portage, MI	Rachel A. Laughlin	1963	451	451	123	90
02843	Saron	EN	510 Main St	Saint Joseph, MI	James E. Smith	1875	311	254	77	19
02844	Peace Evangelical	EN	06321 Blue Star Memorial Hwy	South Haven, MI	Travis W. Wilson	1901	296	288	63	87
02849	St John	EN	56050 Buckhorn Rd	Three Rivers, MI		1870	61	61	24	0
Conference Totals:							2,832	2,329	774	414
Synod Totals:							25,560	20,322	5,693	4,137

Code Key:

* = 2024 data not available as of report run date

Evangelical Lutheran Church in America
Name and Address Summary Report as of December 31, 2024

Language Codes:

Amharic [AM]	Cherokee [CK]	Finnish [FI]	Inupiat [IP]	Maban [MB]	Portuguese [PR]	Taiwanese [TI]
Anyuak [AN]	Creole [CL]	French [FR]	Japanese [JA]	Mandarin [MA]	Sign [SI]	Tamil [TM]
Arabic [AB]	Czech [CZ]	German [GE]	Kiswahil [KI]	Navajo [NV]	Slovak [SL]	Telugu [TE]
Batak [BA]	Danish [DA]	Haitian [HA]	Korean [KO]	Norwegian [NO]	Spanish [SP]	Thai [TH]
Burmese [BU]	Dinka [DI]	Hmong [HM]	Lakotah [LK]	Nuer [NU]	Swahili [SA]	Tigrinya [TG]
Cambodian [CA]	English [EN]	Hungarian [HG]	Lao [LS]	Oromo [OR]	Swedish [SW]	Ukrainian [UK]
Cantonese [CH]	Estonian [ES]	Indonesian [ID]	Latvian [LA]	Paiute [PT]	Tagalog [TA]	Urdu [UR]
						Vietnamese [VI]

Evangelical Lutheran Church in America
Form A - Congregation Finances as of December 31, 2024

6B North/West Lower Michigan Synod, ELCA

Cong ID	Congregation Name and City	Regular Giving	Total Receipts	Total Assets	Total Indebtedness	Current Operating Expenses	Mission Support	Non-Mission Support	Total Disbursements
Conference: 01 Sunrise									
11217	Grace, Alpena	238,711	325,350	2,904,774	0	218,189	14,000	15,495	291,916
11218	St Paul, Alpena	319,039	366,701	3,773,041	4,157	283,237	22,000	20,416	356,870
11235	St Thomas, Cheboygan	249,349	400,428	600,879	0	240,353	30,157	7,892	355,056
07443	Peace, Gaylord	208,294	409,110	969,087	0	251,475	11,917	16,118	411,110
11291*	St Matthew, Herron	46,134	56,812	11,002	0	68,406	120	0	68,526
11333*	Trinity, Ocqueoc	25,899	35,347	1,364,939	0	25,010	1,400	3,631	42,861
02771	Hope, Oscoda	37,091	41,465	1,136,081	0	46,000	1,720	1,075	48,795
11302	Leer, Posen	27,160	37,004	66,335	0	27,630	1,795	968	34,293
11363	St James, Rogers City	12,761	24,255	26,508	0	23,164	570	0	23,734
30523	New Life Lutheran Church Of Alcona County, Spruce	139,600	153,940	2,031,021	0	65,100	15,225	19,825	136,250
11378*	Spruce, Spruce	27,671	27,671	20,287	0	21,730	0	0	21,730
	Conference Totals	\$1,331,709	\$1,878,083	\$12,903,954	\$4,157	\$1,270,294	\$98,904	\$85,420	\$1,791,141
Conference: 02 Traverse									
16156	Feast of Victory, Acme	109,384	148,468	532,731	8,830	120,763	12,012	7,707	180,130
02853	Zion, Cadillac	398,755	408,892	1,147,101	0	360,143	40,737	11,900	412,780
11267	Evangelical, East Jordan	75,300	85,225	1,501,800	0	49,636	3,875	7,972	69,409
11271	Calvary, Elk Rapids	56,668	63,604	1,543,797	0	63,700	3,049	6,097	72,846
11278	Trinity, Frankfort	246,763	398,801	708,388	0	246,132	19,320	23,708	321,016
02861	St John, Grayling	41,026	47,236	137,070	0	35,000	3,500	0	38,500
02864	Bethany, Kaleva	116,585	154,666	269,193	0	132,175	11,400	7,275	150,850
30694*	Advent, Lake Ann	196,611	238,599	1,230,499	432,590	161,960	6,968	15,191	231,501
02866*	St John, Lake City	99,961	111,361	625,299	372,782	67,554	1,200	100	111,286
02873*	Trinity, Manton	29,438	30,138	1,125,594	0	27,274	2,400	2,092	31,766
11329	Bethany, Northport	76,772	155,364	723,627	0	120,560	9,000	254	145,408
07444	Cross Of Christ, Petoskey	135,050	173,056	352,500	50,000	146,000	9,550	18,330	180,480
11356	St Paul, Reed City	133,829	133,829	2,849,394	0	132,362	6,150	4,652	143,164
11380	Immanuel, Suttons Bay	234,250	297,310	3,146,557	0	222,689	11,000	12,966	280,961
02879*	Bethlehem, Traverse City	342,445	746,004	0	363,388	299,920	17,633	3,343	380,487
02880*	Augustana, Tustin	94,011	94,011	182,210	0	79,070	0	5,565	84,635
	Conference Totals	\$2,386,848	\$3,286,564	\$16,075,760	\$1,227,590	\$2,264,938	\$157,794	\$127,152	\$2,835,219
Conference: 03 Stony Lake									
16026	Edgewood, Fruitport	74,344	83,952	703,582	0	76,658	7,300	2,675	86,633
02869	Emanuel Evangelical, Ludington	206,127	232,424	805,748	0	224,289	15,000	1,170	240,459
02870	Victory Trinity, Ludington	51,213	63,245	1,360,690	0	32,542	2,000	6,213	46,094
11320	First, Muskegon	446,857	531,363	2,667,245	0	446,491	36,942	19,824	503,257

6B North/West Lower Michigan Synod, ELCA

Cong ID	Congregation Name and City	Regular Giving	Total Receipts	Total Assets	Total Indebtedness	Current Operating Expenses	Mission Support	Non-Mission Support	Total Disbursements
31342	Harbor of Grace, Muskegon	170,027	170,652	2,137,254	140,000	119,718	16,953	15,569	177,328
11327	Trinity, New Era	307,846	460,536	1,776,367	230,434	204,009	19,926	122,477	480,259
02881	Lebanon, Whitehall	230,170	347,352	2,798,070	945	194,634	14,333	5,555	282,076
	Conference Totals	\$1,486,584	\$1,889,524	\$12,248,956	\$371,379	\$1,298,341	\$112,454	\$173,483	\$1,816,106

Conference: 04 Bay Area

20272	St Paul, Au Gres	31,093	34,133	1,172,532	0	17,000	2,400	1,232	20,632
02749	Messiah, Bay City	268,697	318,318	3,383,868	0	278,168	20,000	13,682	311,850
11373	St Matthew, Bridgeport	108,721	152,929	2,460	21,354	134,776	2,020	7,675	183,117
02761	Grace, East Tawas	125,608	130,270	1,657,250	0	92,033	3,300	1,660	137,222
30026*	Living Hope, Farwell	44,197	45,073	396,360	0	33,415	2,409	0	38,189
11280	Zion Evangelical, Freeland	203,984	213,984	225,464	0	238,376	5,000	2,300	245,676
16315	Christ The King, Gladwin	121,347	129,657	1,462,122	0	135,698	10,167	1,448	154,267
11316	Trinity, Midland	965,909	1,601,077	14,122,413	0	1,078,822	70,000	93,324	1,257,373
16056	Immanuel, Mount Pleasant	298,623	389,032	2,054,232	0	332,534	29,921	12,619	433,015
11358	Hope, Rhodes	65,631	65,631	57,495	0	79,630	2,500	0	82,130
07415	Prince of Peace, Rose City	85,858	93,370	1,347,873	0	45,201	6,362	8,545	67,724
11367	Ascension, Saginaw	253,305	353,307	4,790,423	311,568	221,394	17,669	19,120	330,730
11368	Faith, Saginaw	181,518	262,130	2,848,290	0	197,805	10,000	322	208,127
02778	Our Saviour, Saginaw	89,811	92,079	1,302,840	0	72,975	9,000	2,130	84,105
11370	Resurrection, Saginaw	73,036	130,164	5,881,038	0	66,362	6,492	23,642	96,496
11372*	St John, Saginaw	61,658	216,177	0	0	214,759	5,694	0	220,453
11374*	Zion, Saginaw	42,762	65,762	3,383,392	0	68,270	2,500	0	70,770
11399	St Peter, Unionville	77,312	88,479	15,087,946	0	81,062	1,971	515	96,286
11402	Grace, Vassar	28,865	47,552	1,590,807	0	26,533	500	2,200	29,931
	Conference Totals	\$3,127,935	\$4,429,124	\$60,766,805	\$332,922	\$3,414,813	\$207,905	\$190,414	\$4,068,093

Conference: 05 Greater Grand Rapids

02852	Immanuel, Big Rapids	105,183	248,363	3,599,361	459,379	134,426	11,020	2,500	235,010
20116	Zion, Comstock Park	153,627	157,453	2,020,504	0	143,516	11,550	238	155,304
11269*	Our Savior, Edmore	23,567	27,920	2,196,000	0	30,540	1,063	0	31,603
02878*	Settlement, Gowen	54,123	102,306	100,000	0	106,498	3,000	3,000	112,498
02855	Bethlehem, Grand Rapids	418,034	1,008,984	4,551,575	271,878	959,521	0	0	959,521
02856	Faith, Grand Rapids	201,719	201,719	0	0	299,788	12,060	0	311,848
16248	St Luke, Grand Rapids	374,504	415,458	5,755,427	20,918	369,714	32,368	7,454	409,536
02858	Trinity, Grand Rapids	1,291,480	2,099,480	16,549,362	897,518	1,048,114	106,992	315,520	1,596,816
11284*	St Paul, Greenville	171,408	173,608	3,354,588	0	179,237	12,000	2,732	193,969
20122	Grace, Hastings	176,742	218,939	2,484,333	0	213,700	9,583	1,000	231,180
30339	Good Shepherd, Holland	209,808	219,754	1,689,269	0	148,077	13,305	5,924	208,168

**Evangelical Lutheran Church in America
Form A - Congregation Finances as of December 31, 2024**

6B North/West Lower Michigan Synod, ELCA

Cong ID	Congregation Name and City	Regular Giving	Total Receipts	Total Assets	Total Indebtedness	Current Operating Expenses	Mission Support	Non-Mission Support	Total Disbursements
20123	Peace, Holland	105,237	105,237	1,305,426	0	103,058	3,000	2,850	108,908
30104	Bread Of Life, Hudsonville	100,505	113,362	1,457,800	0	116,135	12,000	2,672	130,807
02865	Mamrelund, Kent City	396,543	482,749	2,322,705	0	236,877	10,000	56,695	369,468
02854	Ascension, Kentwood	153,080	177,101	364,693	0	117,473	7,200	46,437	185,736
30192	Hope Community Church, Rockford	38,524	43,474	639,181	0	52,852	1,733	968	61,798
11377*	Faith, Sidney	48,058	50,283	147,000	0	77,326	3,000	0	81,558
20134*	Peace, Sparta	131,281	163,593	1,808,000	0	167,007	9,804	9,000	185,811
11414	Zion Evangelical, Woodland	88,560	162,112	2,795,568	0	64,900	4,706	10,140	108,492
11417	Christ, Wyoming	372,834	421,322	1,774,941	0	359,620	36,908	2,428	404,776
	Conference Totals	\$4,614,817	\$6,593,217	\$54,915,733	\$1,649,693	\$4,928,379	\$301,292	\$469,558	\$6,082,807

Conference: 06 Capital

07169	Peace, Charlotte	165,961	179,752	4,154,371	253,385	137,988	2,450	3,153	180,853
30404	Christ United Church, Dewitt	82,711	96,834	9,756	0	87,209	1,650	2,824	91,683
11301	St Paul, East Lansing	111,238	119,784	1,243,568	4,031	113,192	2,250	0	115,442
11268	University, East Lansing	541,697	796,744	3,070,031	0	649,802	50,000	20,345	720,147
11281	Immanuel, Grand Ledge	231,058	381,238	2,391,127	0	266,385	21,000	25,655	333,827
02831	Trinity, Hillsdale	110,434	164,646	3,631,511	0	165,885	7,975	1,611	175,471
02832	Immanuel, Jackson	397,062	529,782	5,541,029	0	339,561	13,293	92,405	445,259
02833*	St James, Jackson	115,815	150,541	1,116,685	0	131,186	2,500	1,757	138,069
11299	Bethlehem, Lansing	286,818	289,515	2,796,537	28,553	342,529	19,855	39,304	401,688
02836	Grace, Lansing	150,311	217,189	3,740,342	70,400	161,391	3,080	15,753	294,454
02837*	Redeemer, Lansing	117,856	619,016	0	0	586,551	3,300	10,235	600,086
02840*	All Saints, Mason	91,199	98,899	1,131,165	20,595	79,582	2,732	1,400	83,714
11315	Christ, Michigan Center	130,360	154,888	3,014,567	210,780	112,266	5,681	1,550	144,097
11334	Faith, Okemos	291,006	405,058	6,819,367	0	325,005	15,000	5,120	369,375
	Conference Totals	\$2,823,526	\$4,203,886	\$38,660,056	\$587,744	\$3,498,532	\$150,766	\$221,112	\$4,094,165

Conference: 07 Kalamazoo

02823	Immanuel, Allegan	111,846	155,256	3,050,657	0	102,529	7,859	4,225	156,281
10574	St John, Baroda	123,034	154,050	1,201,789	0	156,059	4,000	20,140	198,199
02848	St Peter, Battle Creek	187,331	284,497	3,636,422	0	170,393	16,935	27,051	232,467
02827	Trinity, Battle Creek	81,222	114,472	3,816,654	0	112,624	6,006	134	126,116
02830	Messiah Evangelical, Constantine	116,180	127,055	475,208	1,600	65,062	7,500	1,460	85,822
20124	Lutheran Church Of The Savior, Kalamazoo	140,104	198,220	2,959,479	0	102,248	9,000	20,338	132,867
02835	Trinity, Kalamazoo	443,969	485,535	12,360,431	0	491,609	16,466	12,503	520,578
07631*	Hope, Plainwell	76,744	162,677	403,144	8	86,979	5,139	4,398	109,981
11355	Lord Of Life, Portage	177,845	194,417	2,654,903	0	123,812	5,615	12,386	141,813

Evangelical Lutheran Church in America
Form A - Congregation Finances as of December 31, 2024

6B North/West Lower Michigan Synod, ELCA

Cong ID	Congregation Name and City	Regular Giving	Total Receipts	Total Assets	Total Indebtedness	Current Operating Expenses	Mission Support	Non-Mission Support	Total Disbursements
11298	Prince Of Peace, Portage	512,761	701,379	7,541,546	0	421,075	55,711	56,510	533,296
02843	Saron, Saint Joseph	309,651	326,490	4,275,446	0	261,017	23,000	20,916	328,933
02844	Peace Evangelical, South Haven	322,997	358,811	5,825,000	0	255,282	23,000	10,466	319,353
02849	St John, Three Rivers	94,550	100,988	836,667	34,415	80,549	4,800	0	90,190
	Conference Totals	\$2,698,234	\$3,363,847	\$49,037,346	\$36,023	\$2,429,238	\$185,031	\$190,527	\$2,975,896
	Synod Totals	\$18,469,653	\$25,644,245	\$244,608,610	\$4,209,508	\$19,104,535	\$1,214,146	\$1,457,666	\$23,663,427

6B North/West Lower Michigan Synod, ELCA

Summary of Membership Statistics Totals -- End of Year	2023	2024	Change	Percent	Analysis of Attendance	2023	2024
Congregations	103	100	-3	-2.91	Avg. # weeks congregations worshipped (on-site)	44	46
Congregations - Organized	103	100	-3	-2.91	Avg. # weeks congregations worshipped (online)	29	32
Congregations - Under Development	0	0	0	---	Total avg. weekly worship attendance (on-site)	5,634	5,693
Congregations - Filed Form A	79	80	1	1.27	Total avg. weekly worship attendance (online)	3,613	4,137
Baptized Members	26,892	25,560	-1,332	-4.95	Avg. att. per congregation (on-site)	59	60
Average Baptized Members per Congregation	261	256	-5	-2.10	Avg. att. per congregation (online)	56	64
Confirmed Members	21,384	20,322	-1,062	-4.97	Average att. as a percentage of baptized membership (on-site)	20.95	22.27
Average Confirmed Members per Congregation	208	203	-4	-2.12	Average att. as a percentage of baptized membership (online)	13.44	16.19
Analysis of Membership Gains and Losses							
Baptized Members -- Received							
By Baptism - Children Under Age 16	215	173	-42	-19.53			
By Baptism - Adults Age 16 and Older	62	56	-6	-9.68			
By Affirmation of Faith	318	204	-114	-35.85			
By Transfer	273	203	-70	-25.64			
From Other Sources and Stat Adjs	73	63	-10	-13.70			
Baptized Members -- Total Received	941	699	-242	-25.72			
Baptized Members -- Removed							
By Death	391	384	-7	-1.79			
By Transfer	311	149	-162	-52.09			
For Other Reasons and Stat Adjs	1,710	1,382	-328	-19.18			
Baptized Members -- Total Removed	2,412	1,915	-497	-20.61			
Baptized Members Confirmed	98	93	-5	-5.10			
Active Participants	16,342	15,632	-710	-4.34			

6B North/West Lower Michigan Synod, ELCA

Summary of Financial Statistics	2023	2024	Change	Percent	Statistical Analysis	
Totals -- End of Year					Averages per Congregation Reporting	
Total Receipts	24,813,591	25,644,245	830,654	3.35	Total Receipts (/100)	256,442.45
Total Disbursements **	23,628,977	23,663,427	34,450	0.15	Total Disburse (/100)	236,634.27
Total Indebtedness on Dec 31	6,659,398	4,209,508	-2,449,890	-36.79	Total Indebtedness (/24)	175,396.17
Projected Mission Support	1,239,638	1,368,083	128,445	10.36		
Average Total Giving / Bapt Member	794.61	862.95	68.34	8.60	Percent Congs With No Debt	76.00
Average Total Giving / Conf Member	999.28	1085.37	86.09	8.62		
Detail of Financial Statistics - Receipts						
Regular Giving	18,077,522	18,469,653	392,131	2.17		
Designated Giving	3,290,999	3,587,256	296,257	9.00		
Earned Income (any source)	1,270,967	1,679,401	408,434	32.14		
Grants (any source)	356,273	348,653	-7,620	-2.14		
All Other Receipts	1,817,830	1,559,282	-258,548	-14.22		
Detail of Financial Statistics - Disbursements					Percent of Total Disbursements	
Current Operating Expenses	18,842,524	19,104,535	262,011	1.39	Current Operating Expenses	80.73
Capital Improvements	766,760	758,734	-8,026	-1.05	Capital Improvements	3.21
Payments on Debts	1,093,127	740,785	-352,342	-32.23	Payments on Debts	3.13
Mission Support	1,210,382	1,214,146	3,764	0.31	Mission Support	5.13
Other Synod Benevolence	264,435	116,339	-148,096	-56.00	Other Synod Benevolence	0.49
Other CWO Benevolence	147,094	209,094	62,000	42.15	Other CWO Benevolence	0.88
Benevolence - Another Country	40,858	118,744	77,886	190.63	Benevolence - Another Country	0.50
Benevolence - Camps	14,542	57,731	43,189	296.99	Benevolence - Camps	0.24
Benevolence - Campus Ministry	5,927	750	-5,177	-87.35	Benevolence - Campus Ministry	0.00
Benevolence - Colleges	1,000	1,300	300	30.00	Benevolence - Colleges	0.01
Benevolence - Seminaries	800	3,450	2,650	331.25	Benevolence - Seminaries	0.01
Benevolence - Social Service	153,032	250,002	96,970	63.37	Benevolence - Social Service	1.06
Benevolence - Direct Recipient	636,077	700,256	64,179	10.09	Benevolence - Direct Recipient	2.96
Subtotal Non-Mission Supt Benev	1,263,765	1,457,666	193,901	15.34	Subtotal Non-Mission Supt Benev	6.16
Other Expenses & Realized Losses	450,054	385,196	-64,858	-14.41	Other Expenses & Realized Losses	1.63

** Total Disbursements may not equal the sum of the disbursements details reported due to previous data not being included in the detail listing.

6B North/West Lower Michigan Synod, ELCA

Congregations Reporting Ethnic Active Participants					Percent of Congregations Reporting Ethnic Active Participants	
	2023	2024	Change	Percent		
African American/Black	30	32	2	6.67	African American/Black	32.00
African National/African Caribbean	7	7	0	0.00	African National/African Caribbean	7.00
American Indian/Alaska Native	8	7	-1	-12.50	American Indian/Alaska Native	7.00
Arab/Middle Eastern	4	5	1	25.00	Arab/Middle Eastern	5.00
Asian/Pacific Islander	18	23	5	27.78	Asian/Pacific Islander	23.00
Latino/Hispanic	22	32	10	45.45	Latino/Hispanic	32.00
Multiracial	28	27	-1	-3.57	Multiracial	27.00
White	101	93	-8	-7.92	White	93.00

Total Ethnic Active Participants					Percent Ethnic Active Participants	
	2023	2024	Change	Percent		
African American/Black	500	503	3	0.60	African American/Black	3.33
African National/African Caribbean	23	24	1	4.35	African National/African Caribbean	0.16
American Indian/Alaska Native	29	19	-10	-34.48	American Indian/Alaska Native	0.13
Arab/Middle Eastern	18	19	1	5.56	Arab/Middle Eastern	0.13
Asian/Pacific Islander	39	56	17	43.59	Asian/Pacific Islander	0.37
Latino/Hispanic	165	192	27	16.36	Latino/Hispanic	1.27
Multiracial	300	128	-172	-57.33	Multiracial	0.85
White	13,994	14,174	180	1.29	White	93.77

6B North/West Lower Michigan Synod, ELCA

(80 Congs Filed)

C31 Languages in which Liturgies are Regularly Conducted

Amharic		Estonian		Lao		Swahili	
Anyuak		Finnish		Latvian		Swedish	
Arabic		French		Maban		Tagalog	
Batak		German		Mandarin		Taiwanese	
Burmese		Haitian		Navajo		Tamil	
Cambodian		Hmong		Norwegian		Telugu	
Cantonese		Hungarian		Nuer		Thai	
Cherokee		Indonesian		Oromo		Tigrinya	
Creole		Inupiat		Paiute		Ukrainian	
Czech		Japanese		Portuguese		Urdu	
Danish		Kiswahili		Sign		Vietnamese	
Dinka	1	Korean		Slovak			
English	100	Lakotah		Spanish	1		

C32 Disability Assistance Provided

Wheelchair Accessibility	93
Braille Worship Materials	3
Large Print Worship Materials	71
Assistive Hearing Devices	49
Sign Language Interpreters	1
Mental Health Ministries	8
Ministry with People with Developmental Disabilities	13
Specialized Faith Formation for Children or Adults (ADHD, autism, dyslexia, etc.)	2
No Response to Any	5

Evangelical Lutheran Church in America
Summary of Congregations That Did Not File 2024 Report Form A

6B North/West Lower Michigan Synod, ELCA

Last Year Filed	Cong ID	Cong Status	Baptized Members	Congregation Name	City, State	Minister	Phone
2008	30026	Org	89	Living Hope	Farwell, MI		(989)588-4799
2018	02837	Org	120	Redeemer	Lansing, MI	Janice G. Hite	(517)882-8000
2018	02879	Org	388	Bethlehem	Traverse City, MI	Paul C. Busekist	(231)947-9880
2019	11372	Org	257	St John	Saginaw, MI		(989)754-0489
2020	02866	Org	204	St John	Lake City, MI		(231)839-2477
2020	02873	Org	60	Trinity	Manton, MI		(231)824-6635
2021	02833	Org	49	St James	Jackson, MI		(517)782-8297
2022	02840	Org	139	All Saints	Mason, MI	Gerald M. Ferguson	(517)676-2610
2022	11291	Org	46	St Matthew	Herron, MI		(989)727-2769
2022	11374	Org	428	Zion	Saginaw, MI		(989)792-7713
2022	11378	Org	27	Spruce	Spruce, MI		(989)471-5013
2022	20134	Org	513	Peace	Sparta, MI	Bridget A. Whately	(616)887-9417
2022	30694	Org	291	Advent	Lake Ann, MI	Rosanne M. Anderson	(231)275-8031
2023	02878	Org	222	Settlement	Gowen, MI		(616)984-2172
2023	02880	Org	54	Augustana	Tustin, MI		(231)829-3837
2023	07631	Org	210	Hope	Plainwell, MI	Nicole L. Smith	(269)685-1348
2023	11269	Org	194	Our Savior	Edmore, MI		(989)427-3316
2023	11284	Org	368	St Paul	Greenville, MI	Nanette Dehnke	(616)754-6676
2023	11333	Org	51	Trinity	Ocqueoc, MI	Denise D. Scheer	(989)733-6750
2023	11377	Org	201	Faith	Sidney, MI		(989)328-6833

Synod Total: 20 Congregation(s)