

2024

Synod Data Toolkit

Southeast Michigan
Synod (6A)

Office of the Secretary
December 2025



Evangelical
Lutheran Church
in America

This page intentionally left blank.

Table of Contents

03

Synod Summary

05

Synod Trend Tables & Charts

18

Baptized Members, Average Attendance, and Active Participants

24

Baptisms by Congregation

30

Congregation Reports

Summary of Membership, Participation, and Attendance

6A - Southeast Michigan

Baptized membership has declined 27% over the past eight years, changing from 39,834 in 2017 to 28,994 in 2024. Over this same time period, the overall ELCA baptized membership decreased 23%.

Since 2017, **active participation** has shrunk 30%, moving from 22,898 to 16,050 with a rise of 474 in the most recent year. When looking at participation changes between 2020 and 2024 there was a 3% decrease. Since 2017, active participation in the ELCA overall has decreased by 38% (approximately 5% per year). Since 2020, active participation has decreased at a slightly slower rate of 16% (approximately 4% per year).

In-person worship attendance has declined 42% from 11,004 in 2017 to 6,385 in 2024. Some of this decline is made up by attenders worshiping online (3,580 in 2024). It is important to note that beginning in 2020, congregations were asked specifically about their in-person and online worship attendance separately. In-person worship attendance has increased 31% since 2020 from 4,892 to 6,385 in 2024. Since 2020, the overall ELCA in-person worship attendance increased 30% from 404,611 to 525,792 in 2024.

Summary of Finances

6A - Southeast Michigan

Regular giving has decreased by 1% since 2017, moving from \$21,755,823 in 2017 to \$21,507,704 in 2024. Over this period, inflation was 28%. Since 2020, regular giving has increased by 2% in the synod and decreased by 2.5% in the ELCA overall; inflation was 21% during this time period.

Mission support has decreased 3% since 2017, from \$1,029,449 to \$1,000,844 in 2024. The ELCA overall experienced a 12% decline over the same period. Since 2020, mission support has increased by 15% in the synod and decreased by 7% in the ELCA overall.

Operating expenses have decreased by 2%, standing at \$21,654,605 in 2024 compared to \$22,124,909 in 2017. They have increased by 4% for the ELCA overall during this time. Since 2020, operating expenses have increased by 5% in the synod and increased 8% in the ELCA overall.

Synod Trend Tables and Charts

- Synod Trend Tables
- Synod Trend Charts
- Congregations by Size
- Growth & Decline Tables

Annual Congregation Report

Trends for 6A - Southeast Michigan

| | 2017 | 2018 | 2019 | 2020 | 2021 | 2022 | 2023 | 2024 |
|---|--------|--------|---------|---------------|---------------|---------------|---------------|---------------|
| Number of Organized Congregations | 112 | 110 | 107 | 106 | 104 | 102 | 97 | 97 |
| Baptized Membership | 39,834 | 39,553 | 38,181 | 34,448 | 33,192 | 32,063 | 29,696 | 28,994 |
| Members Received By: | | | | | | | | |
| Baptism: Children | 415 | 374 | 320 | 193 | 261 | 254 | 250 | 247 |
| Baptism: Adults | 42 | 35 | 44 | 21 | 21 | 23 | 35 | 30 |
| Affirmation of Faith | 445 | 372 | 337 | 184 | 178 | 264 | 299 | 306 |
| Transfer | 271 | 268 | 182 | 171 | 191 | 245 | 532 | 282 |
| Other and Statistical Adjustment | 344 | 279 | 230 | 195 | 240 | 123 | 178 | 209 |
| Members Removed By: | | | | | | | | |
| Death | 413 | 404 | 402 | 403 | 446 | 421 | 367 | 339 |
| Transfer | 212 | 217 | 209 | 156 | 192 | 213 | 151 | 154 |
| Other and Statistical Adjustment | 1,504 | 1,165 | 1,379 | 3,578 | 2,141 | 1,043 | 1,917 | 1,480 |
| Baptized Members Confirmed | 271 | 250 | 231 | 149 | 211 | 180 | 143 | 123 |
| Confirmed Members | 29,198 | 30,568 | 29,712 | 27,457 | 26,244 | 25,608 | 23,379 | 23,572 |
| Active Participants | 22,898 | 22,960 | 22,035 | 16,626 | 17,449 | 16,455 | 15,576 | 16,050 |
| Average Attendance | 11,004 | 10,546 | 10,350 | Not collected | Not collected | Not collected | Not collected | Not collected |
| Average Attendance - On-site | | | | 4,892 | 4,207 | 5,647 | 6,087 | 6,385 |
| Average Attendance - Online | | | | 9,415 | 6,443 | 4,919 | 3,863 | 3,580 |
| Racial/Ethnic Composition of Active Participants | | | | | | | | |
| African American/Black | 580 | 634 | 594 | 644 | 648 | 637 | 650 | 651 |
| African National/African Caribbean | 23 | 21 | 30 | 22 | 31 | 10 | 7 | 13 |
| American Indian/Alaska Native | 1 | 10 | 12 | 9 | 14 | 9 | 5 | 4 |
| Arab/Middle Eastern | 30 | 100 | 107 | 102 | 106 | 111 | 89 | 108 |
| Asian/Pacific Islander | 90 | 86 | 97 | 59 | 80 | 68 | 75 | 64 |
| Multi-Racial/Multi-Ethnic | 198 | 567 | 207 | 137 | 149 | 118 | 131 | 155 |
| Other | 22 | 16 | Omitted | Omitted | Omitted | Omitted | Omitted | Omitted |
| Hispanic/Latino | 64 | 59 | 61 | 28 | 54 | 64 | 61 | 132 |
| White | 21,374 | 21,269 | 20,525 | 15,099 | 16,726 | 15,342 | 14,487 | 14,118 |

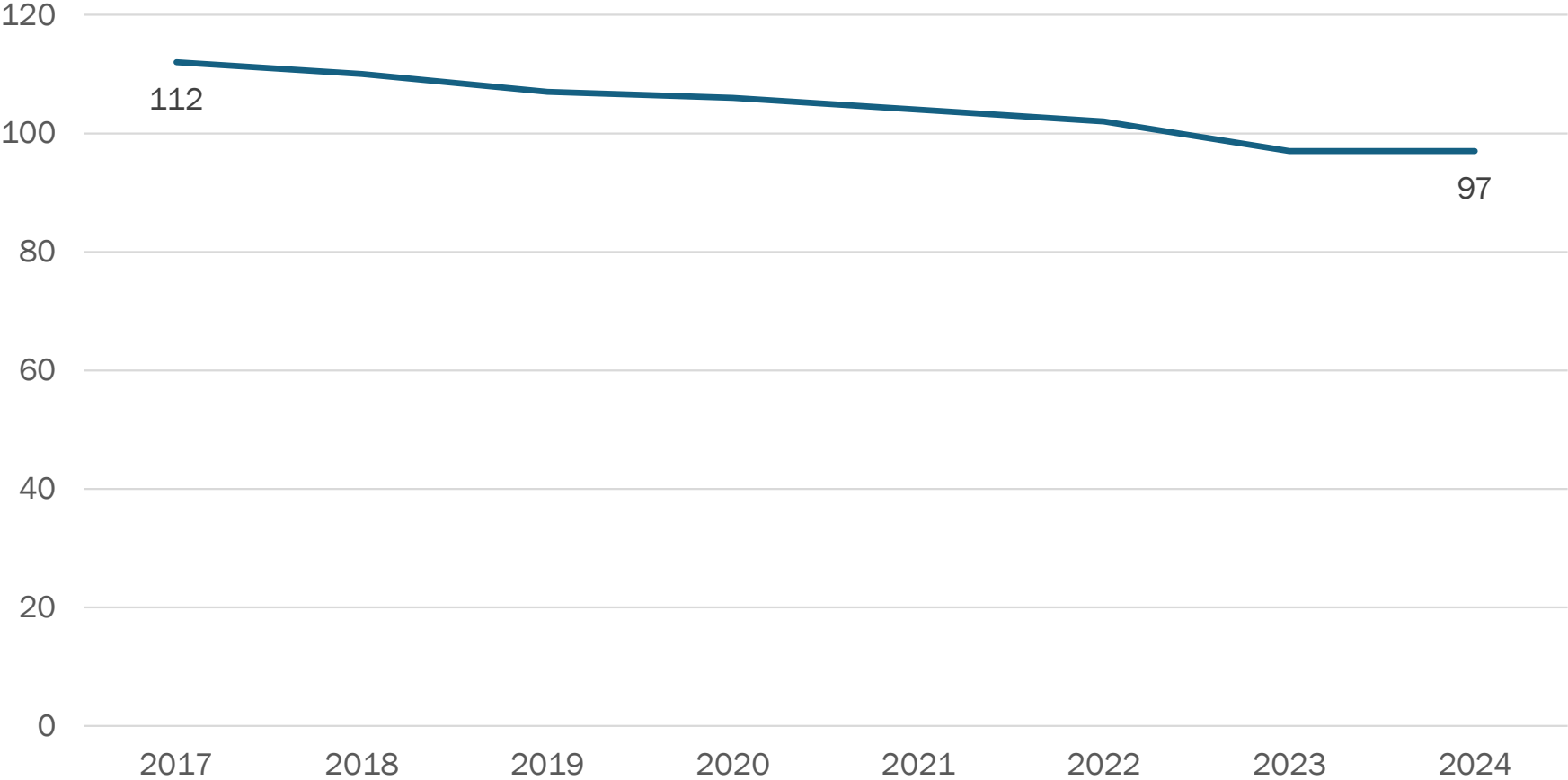
Annual Congregation Report

Trends for 6A - Southeast Michigan

| | 2017 | 2018 | 2019 | 2020 | 2021 | 2022 | 2023 | 2024 |
|---|--------------|--------------|--------------|--------------|--------------|--------------|--------------|--------------|
| Regular Giving by Members | \$21,755,823 | \$21,957,722 | \$22,043,278 | \$21,091,122 | \$20,496,267 | \$20,275,116 | \$20,600,167 | \$21,507,704 |
| Designated Giving by Members | \$3,360,945 | \$2,652,063 | \$2,524,153 | \$2,949,738 | \$3,869,380 | \$2,612,413 | \$2,540,164 | \$3,178,957 |
| Earned Income (any source) | \$1,158,928 | \$1,563,058 | \$1,487,646 | \$1,076,692 | \$1,418,009 | \$1,188,395 | \$1,540,182 | \$1,746,447 |
| Grants & Partnership Support | \$286,068 | \$757,390 | \$689,110 | \$1,016,362 | \$808,837 | \$1,282,104 | \$688,887 | \$271,925 |
| Other Receipts | \$1,769,392 | \$2,752,190 | \$2,748,096 | \$2,500,997 | \$2,485,163 | \$1,859,084 | \$2,235,913 | \$1,225,976 |
| Total Receipts | \$28,331,156 | \$29,682,423 | \$29,492,283 | \$28,634,911 | \$29,077,656 | \$27,217,112 | \$27,605,313 | \$27,931,009 |
| | | | | | | | | |
| Total Indebtedness | \$15,201,742 | \$17,999,258 | \$17,357,672 | \$15,949,270 | \$12,364,185 | \$10,199,152 | \$12,980,745 | \$10,027,739 |
| Intended Mission Support | \$1,424,866 | \$1,195,003 | \$1,832,208 | \$1,119,409 | \$1,128,881 | \$1,136,224 | \$2,184,302 | \$1,377,622 |
| | | | | | | | | |
| Current Operating Expenses | \$22,124,909 | \$22,682,783 | \$21,892,406 | \$20,614,712 | \$20,527,116 | \$22,049,518 | \$21,795,690 | \$21,654,605 |
| Capital Improvements | \$1,474,379 | \$4,051,114 | \$1,350,014 | \$1,225,666 | \$1,631,125 | \$1,632,839 | \$1,433,068 | \$1,751,074 |
| Payments on Debt | \$2,410,324 | \$1,902,045 | \$1,696,764 | \$1,289,678 | \$1,738,000 | \$1,338,662 | \$1,093,542 | \$1,275,211 |
| Mission Support | \$1,029,449 | \$1,042,116 | \$1,046,528 | \$872,150 | \$1,034,973 | \$950,824 | \$912,562 | \$1,000,844 |
| as % of Total Disbursements | 3.6 | 3.33 | 3.81 | 3.45 | 3.91 | 3.42 | 3.40 | 3.72 |
| as % of Regular Giving | 4.73 | 4.75 | 4.75 | 4.14 | 5.05 | 4.69 | 4.43 | 4.65 |
| | | | | | | | | |
| Other Benevolence sent directly: | | | | | | | | |
| To the synod | \$174,832 | \$275,568 | \$201,828 | \$109,052 | \$186,015 | \$154,148 | \$223,729 | \$152,603 |
| To the churchwide organization | \$51,128 | \$42,266 | \$36,143 | \$24,704 | \$59,955 | \$55,772 | \$47,820 | \$59,603 |
| For activity in another country | \$124,225 | \$96,276 | \$107,377 | \$78,405 | \$153,054 | \$38,858 | \$106,075 | \$57,893 |
| To camps | \$11,908 | \$18,748 | \$24,943 | \$20,640 | \$17,374 | \$36,469 | \$31,849 | \$26,955 |
| To colleges | \$0 | \$0 | \$0 | \$0 | \$0 | \$0 | \$1,000 | \$100 |
| To seminaries | \$3,973 | \$9,490 | \$8,890 | \$15,508 | \$8,382 | \$9,447 | \$13,019 | \$8,624 |
| To social service organizations | \$126,418 | \$135,713 | \$165,029 | \$170,972 | \$135,738 | \$167,957 | \$243,014 | \$193,325 |
| To campus ministry | \$30,439 | \$42,399 | \$30,257 | \$26,010 | \$60,050 | \$57,099 | \$78,928 | \$87,023 |
| All other benevolence | \$418,304 | \$414,133 | \$431,322 | \$305,104 | \$333,364 | \$340,545 | \$298,663 | \$287,964 |
| | | | | | | | | |
| Non-mission support benevolence | \$944,327 | \$1,037,693 | \$1,005,789 | \$750,395 | \$953,932 | \$860,295 | \$1,044,097 | \$874,990 |
| Other expenses | \$609,999 | \$607,238 | \$466,111 | \$552,109 | \$580,059 | \$959,686 | \$533,833 | \$348,697 |
| | | | | | | | | |
| Sum of Disbursements | \$28,593,387 | \$31,322,989 | \$27,459,712 | \$25,306,810 | \$26,467,305 | \$27,793,924 | \$26,814,892 | \$26,907,521 |

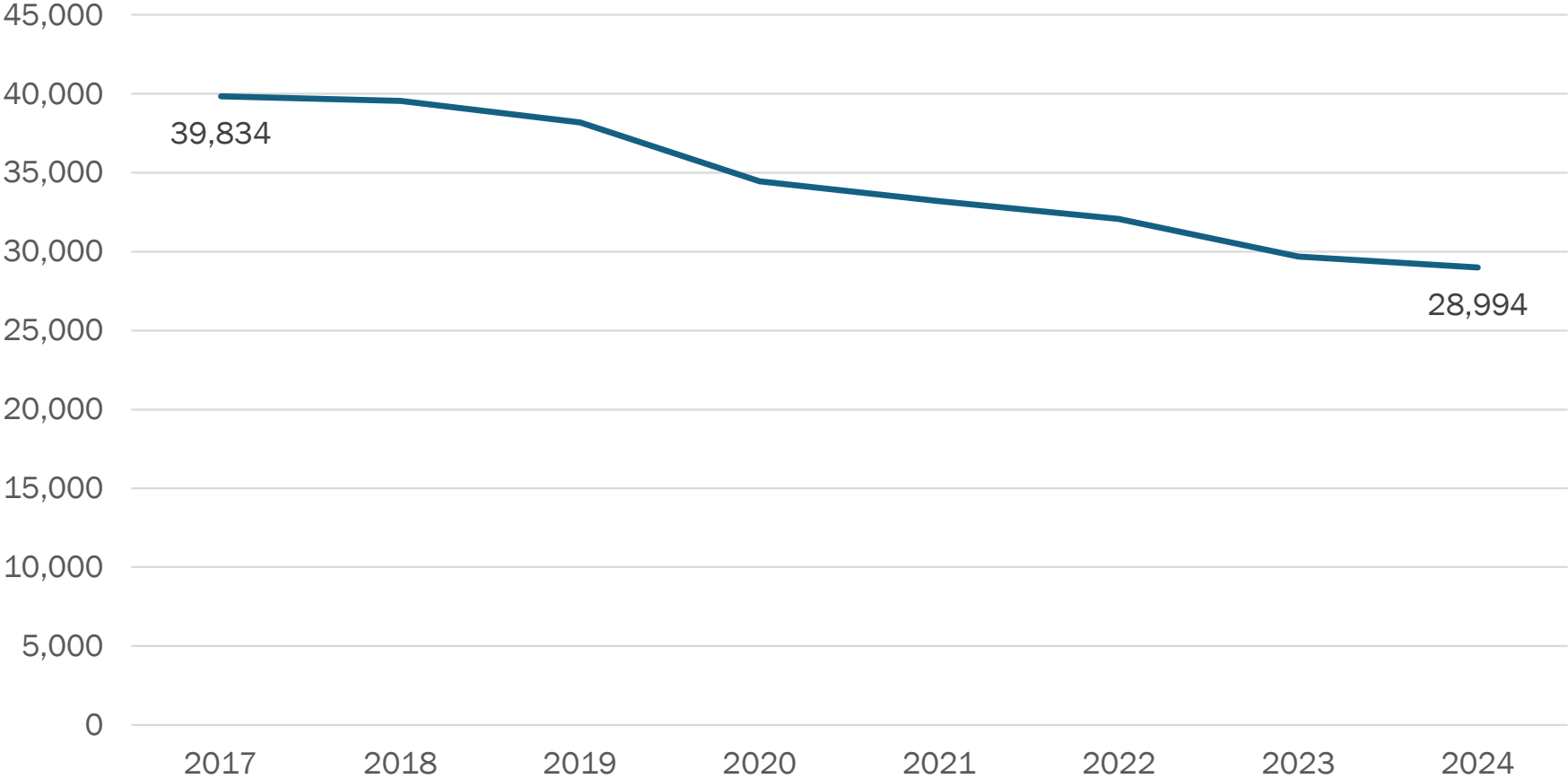
Number of Organized Congregations (2017-2024)

6A - Southeast Michigan



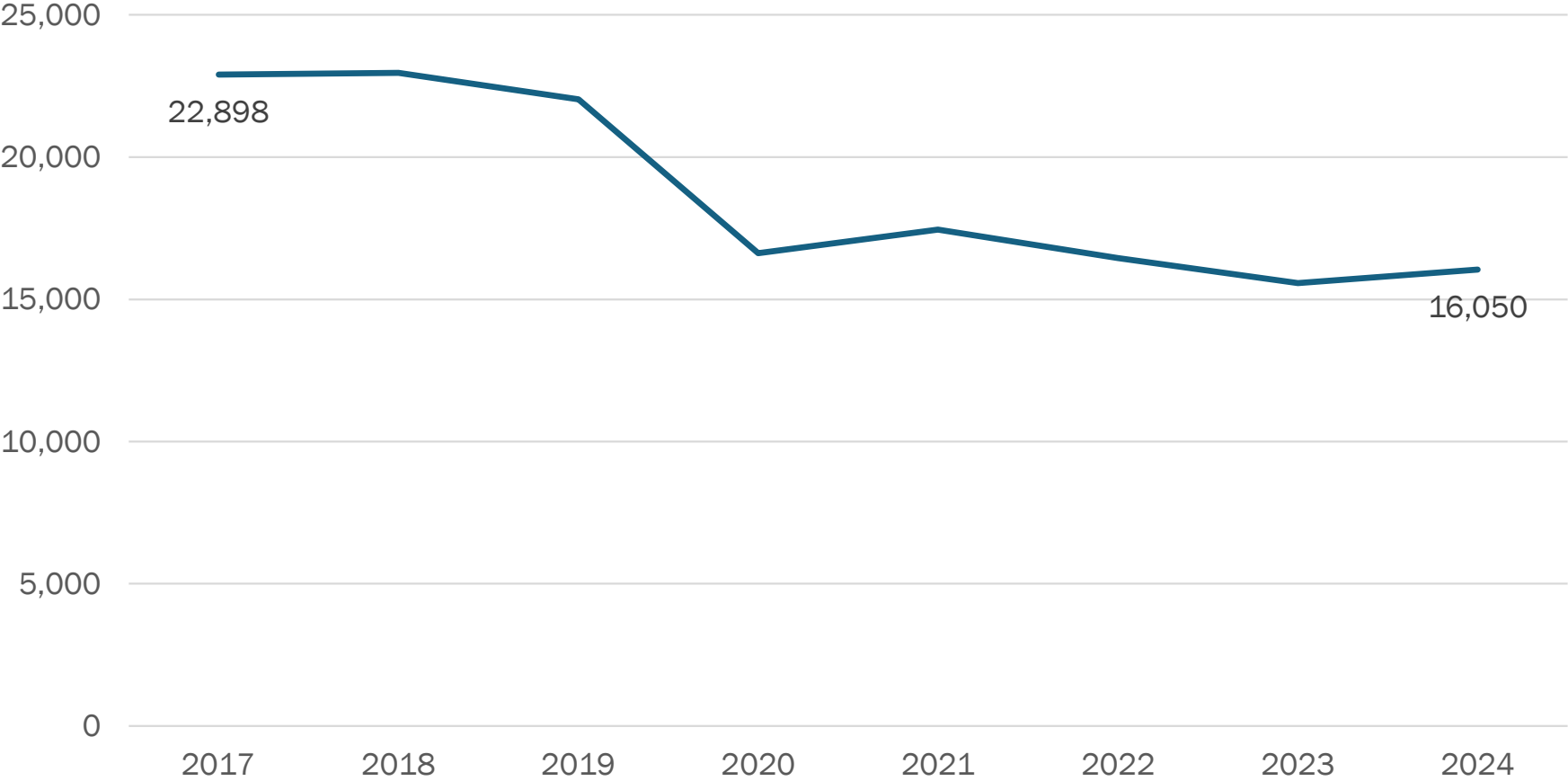
Baptized Membership (2017-2024)

6A - Southeast Michigan



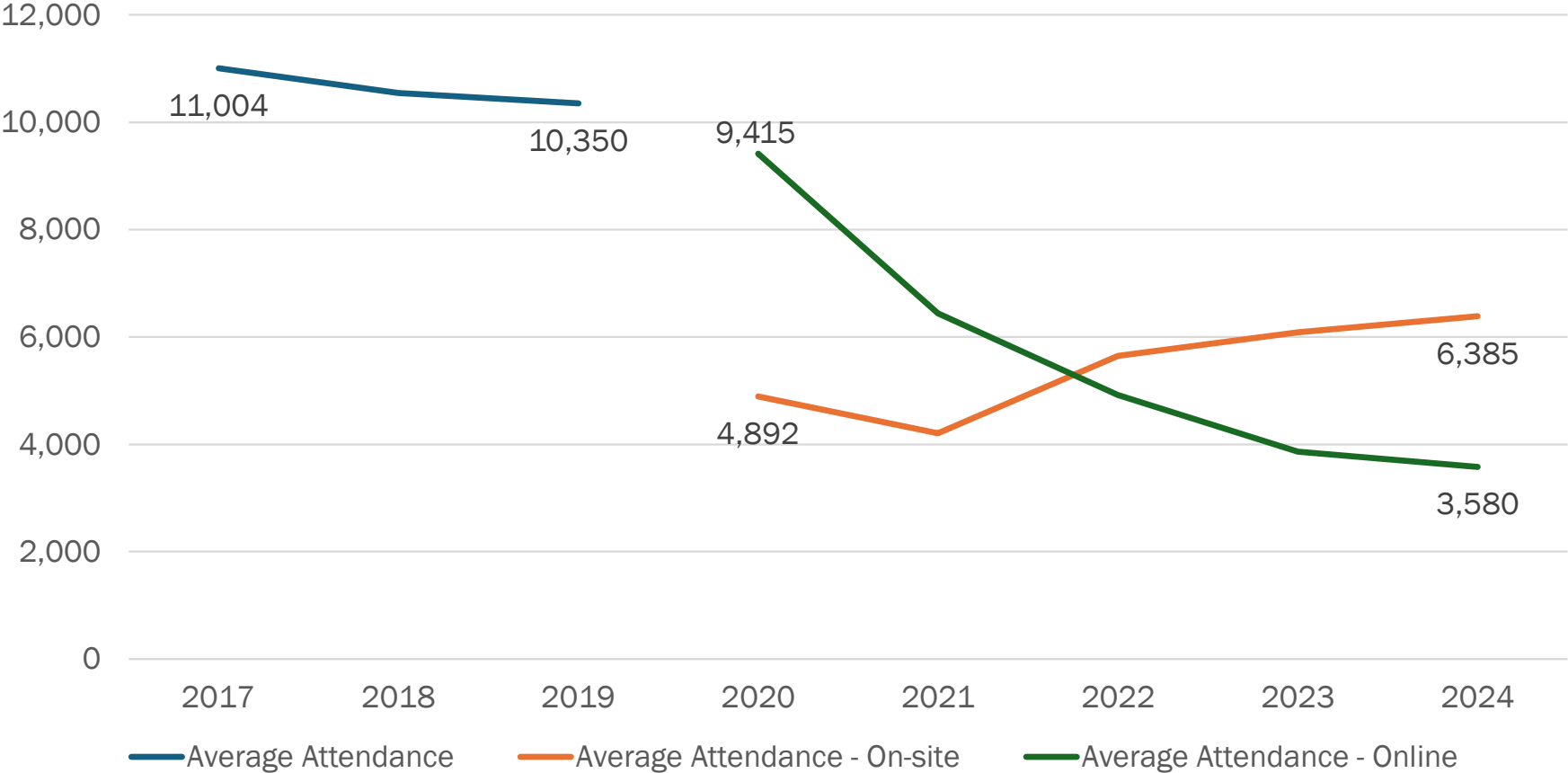
Active Participants (2017-2024)

6A - Southeast Michigan



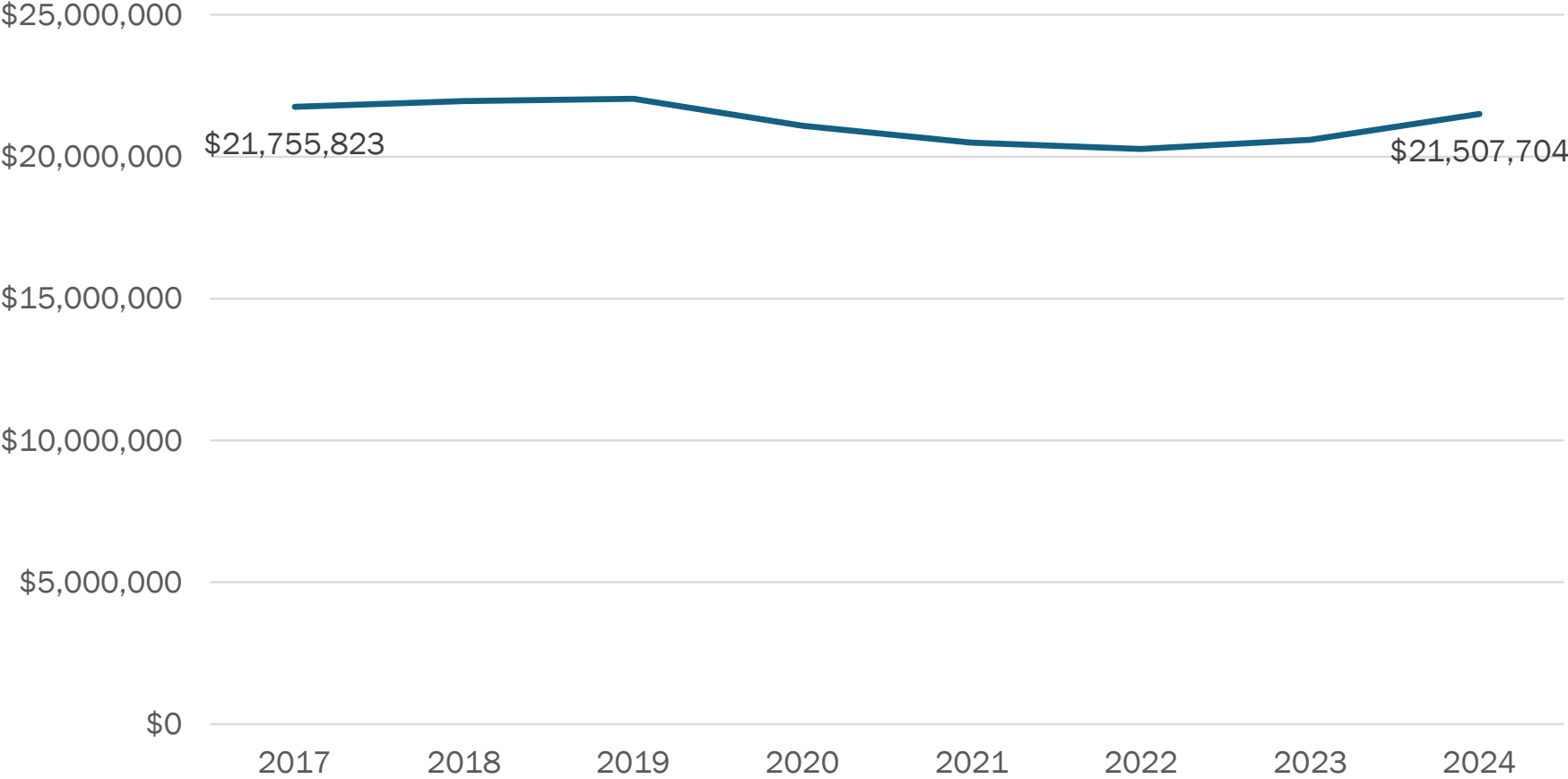
Worship Attendance (2017-2024)

6A - Southeast Michigan



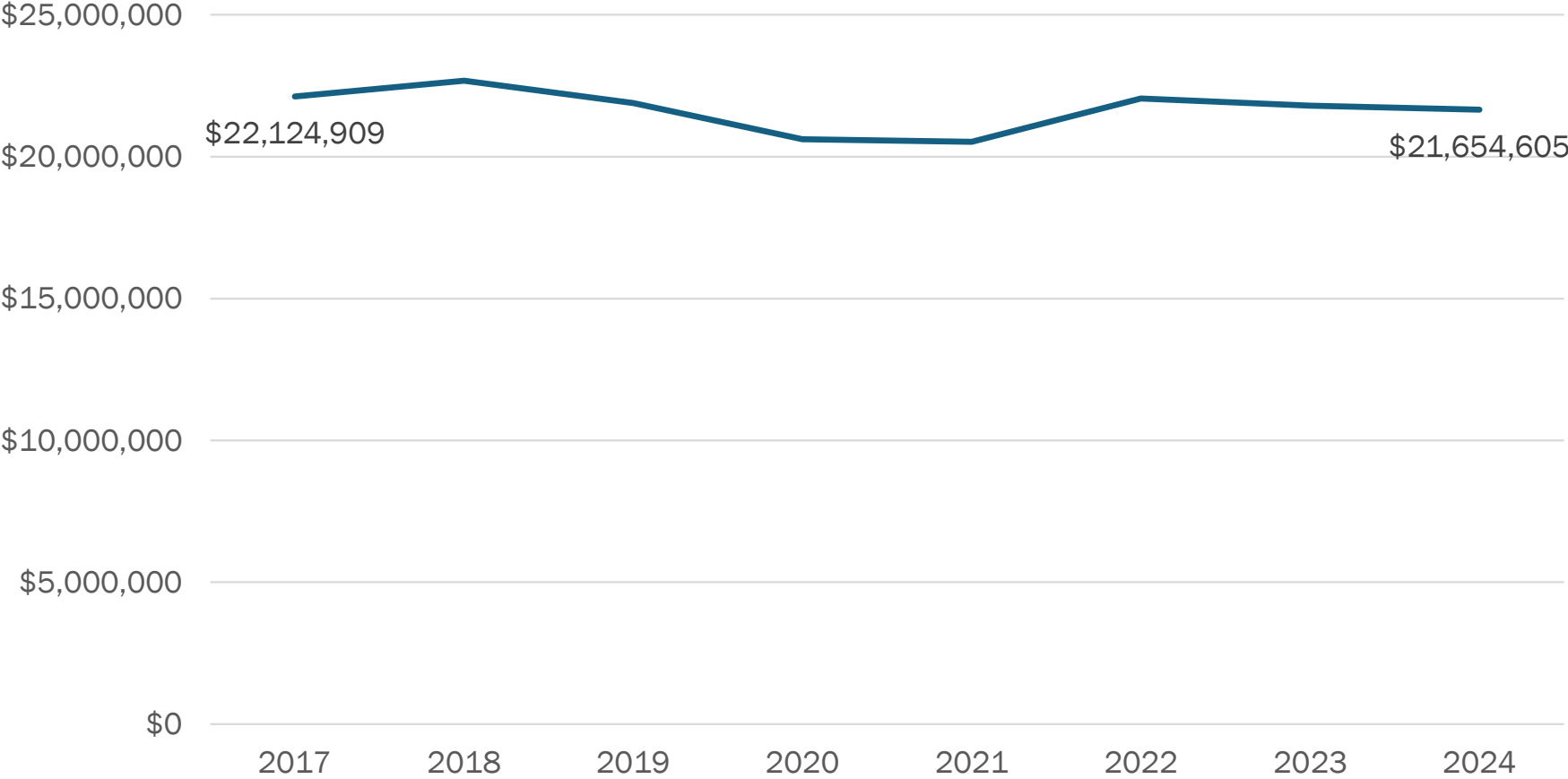
Regular Giving by Members (2017-2024)

6A - Southeast Michigan



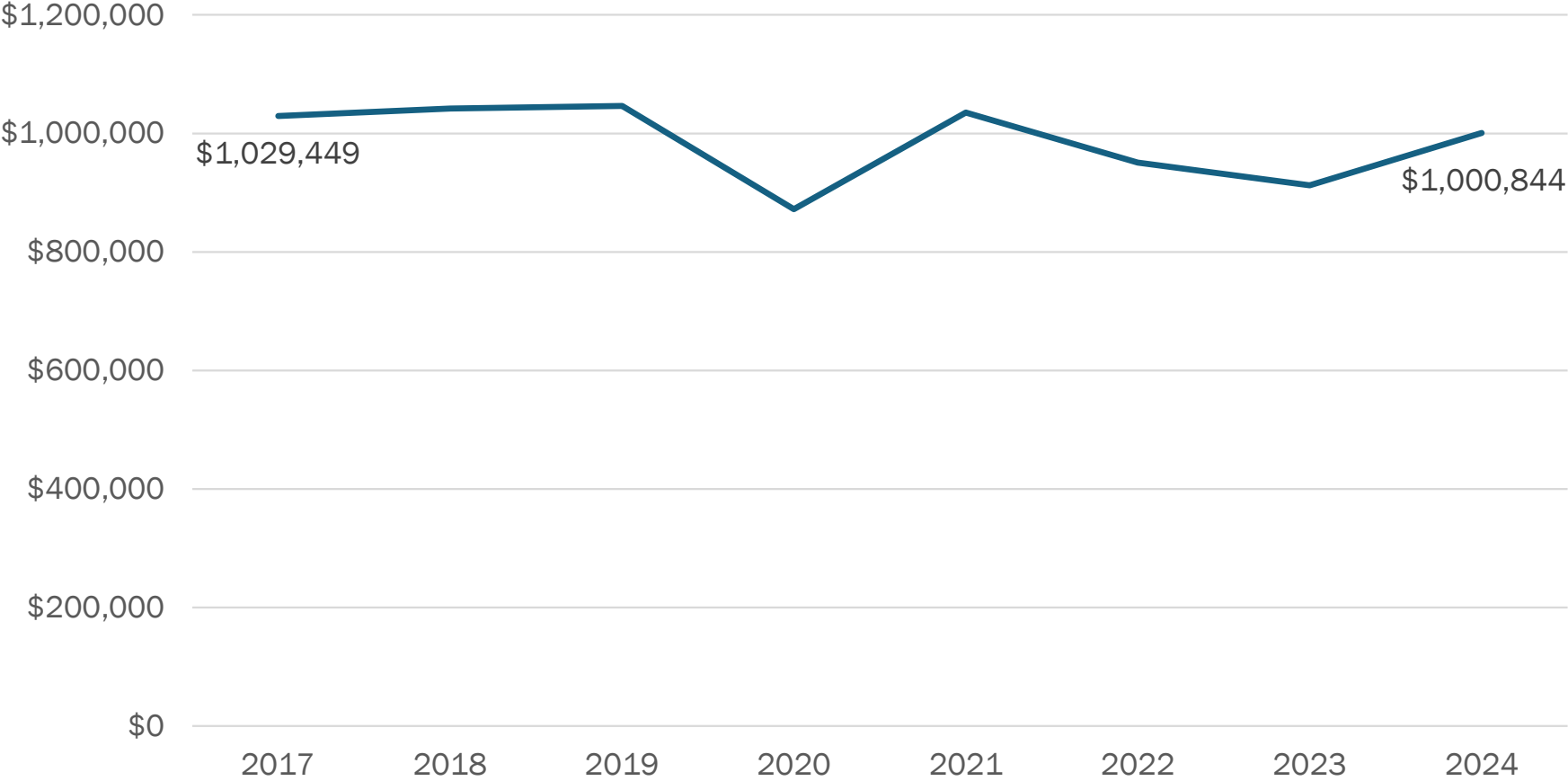
Current Operating Expenses (2017-2024)

6A - Southeast Michigan



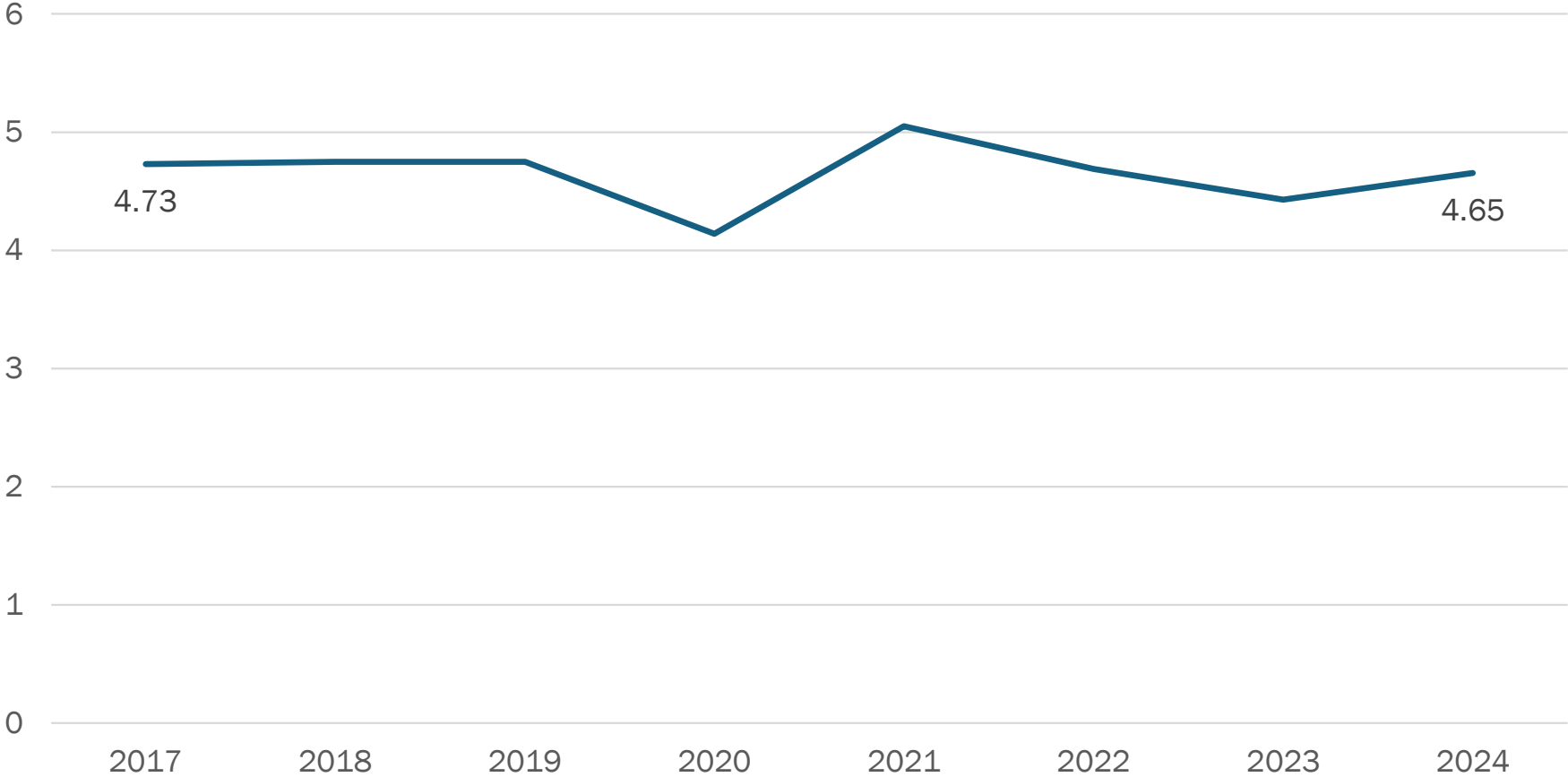
Mission Support (2017-2024)

6A - Southeast Michigan

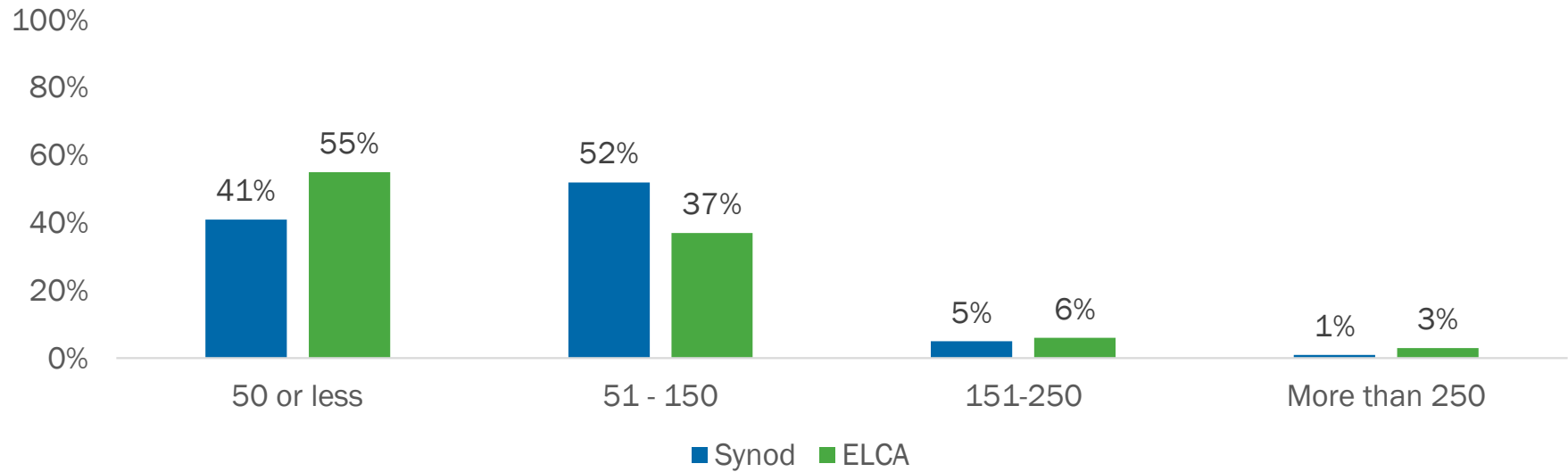


Mission Support as % of Regular Giving (2017-2024)

6A - Southeast Michigan



Congregations by Size (Average On-Site Worship Attendance) 6A - Southeast Michigan



| Average On-Site Worship Attendance | Number of congregations (Synod)* | % of congregations (Synod) | Number of congregations (ELCA)* | % of congregations (ELCA) |
|------------------------------------|----------------------------------|----------------------------|---------------------------------|---------------------------|
| 50 or less | 38 | 41% | 4134 | 55% |
| 51-150 | 48 | 52% | 2787 | 37% |
| 151-250 | 5 | 5% | 430 | 6% |
| More than 250 | 1 | 1% | 220 | 3% |

*Submitted at least one Annual Congregation Report between 2020 and 2024.

Growth and Decline (2019-24)

6A - Southeast Michigan

| Change in Baptized Membership | # of congregations* (Synod) | % of congregations (Synod) | # of congregations* (ELCA) | % of congregations (ELCA) |
|------------------------------------|-----------------------------|----------------------------|----------------------------|---------------------------|
| Decline greater than 25% | 20 | 30% | 1,450 | 28% |
| Decline between 5% - 25% | 23 | 34% | 1,504 | 29% |
| Stable (decline <5% - incline <5%) | 16 | 24% | 1,492 | 29% |
| Increase between 5% - 25% | 3 | 4% | 545 | 11% |
| Increase greater than 25% | 5 | 7% | 109 | 2% |

| Change in Active Participants | # of congregations* (Synod) | % of congregations (Synod) | # of congregations* (ELCA) | % of congregations (ELCA) |
|------------------------------------|-----------------------------|----------------------------|----------------------------|---------------------------|
| Decline greater than 25% | 26 | 39% | 2,298 | 45% |
| Decline between 5% - 25% | 20 | 30% | 1,133 | 22% |
| Stable (decline <5% - incline <5%) | 5 | 7% | 491 | 10% |
| Increase between 5% - 25% | 7 | 10% | 510 | 10% |
| Increase greater than 25% | 9 | 13% | 668 | 13% |

| Change in On-Site Worship Attendance | # of congregations* (Synod) | % of congregations (Synod) | # of congregations* (ELCA) | % of congregations (ELCA) |
|--------------------------------------|-----------------------------|----------------------------|----------------------------|---------------------------|
| Decline greater than 25% | 33 | 49% | 2,740 | 54% |
| Decline between 5% - 25% | 23 | 34% | 1,590 | 31% |
| Stable (decline <5% - incline <5%) | 5 | 7% | 329 | 6% |
| Increase between 5% - 25% | 5 | 7% | 281 | 6% |
| Increase greater than 25% | 1 | 1% | 160 | 3% |

*Only congregations that filed an Annual Congregation Report in 2019 and 2024 are included.

Baptized Members, Average Attendance, and Active Participants

Baptized Members, Average Attendance (online and on-site), and Active Participants

6A - Southeast Michigan

| CongID | Congregation Name | City | State | ZIP | Data Year | Baptized Members | Average Online Attendance | Average On-site Attendance | Active Participants |
|--------|----------------------------------|--------------------|-------|------------|-----------|------------------|---------------------------|----------------------------|---------------------|
| 02752 | Calvary Lutheran Church | Clarkston | MI | 48346-1402 | 2024 | 1059 | 145 | 228 | 1601 |
| 11220 | Zion Lutheran Church | Ann Arbor | MI | 48103-4141 | 2024 | 1542 | 677 | 235 | 978 |
| 02819 | Holy Cross Lutheran Church | Livonia | MI | 48152-3461 | 2024 | 505 | 70 | 127 | 500 |
| 11223 | Beautiful Savior Lutheran Church | Bloomfield Hills | MI | 48304-2003 | 2024 | 632 | 253 | 168 | 400 |
| 20120 | Hope Lutheran Church | Farmington Hills | MI | 48331-2941 | 2024 | 823 | 114 | 137 | 375 |
| 11376 | Bethel Lutheran Church | Saint Clair Shores | MI | 48081-2154 | 2024 | 320 | 10 | 110 | 350 |
| 11276 | Holy Spirit Lutheran Church | Grand Blanc | MI | 48439-8961 | 2024 | 443 | 85 | 117 | 325 |
| 11365 | St Mark Lutheran Church | Roseville | MI | 48066-3391 | 2017 | 856 | 0 | 0 | 307 |
| 11296 | Prince Of Peace Lutheran Church | Ida | MI | 48140-9315 | 2024 | 589 | 26 | 155 | 302 |
| 02783 | Lutheran Church of the Master | Troy | MI | 48084-1417 | 2024 | 301 | 55 | 80 | 301 |
| 11237 | Zion Lutheran Church | Chelsea | MI | 48118-9205 | 2024 | 304 | 80 | 89 | 300 |
| 11310 | St Paul Lutheran Church | Casco | MI | 48064-3906 | 2024 | 293 | 50 | 62 | 293 |
| 11234 | St John Lutheran Church | Capac | MI | 48014-0639 | 2024 | 522 | 269 | 98 | 289 |
| 02825 | Trinity Lutheran Church | Ann Arbor | MI | 48103-5353 | 2024 | 408 | 72 | 85 | 283 |
| 11400 | Christ Lutheran Church | Sterling Heights | MI | 48313-1815 | 2024 | 581 | 50 | 105 | 277 |
| 20129 | Pilgrim Lutheran Church | Marysville | MI | 48040-1465 | 2024 | 212 | 7 | 85 | 268 |
| 30059 | King of Kings Lutheran Church | Shelby Township | MI | 48315-4771 | 2024 | 806 | 87 | 267 | 267 |
| 16039 | Shalom Lutheran Church | Pinckney | MI | 48169-8148 | 2024 | 1449 | 30 | 215 | 250 |
| 11392 | St Luke's Lutheran Church | Temperance | MI | 48182-1511 | 2021 | 909 | 0 | 126 | 250 |
| 30185 | Emmanuel Lutheran Church | Livonia | MI | 48152-1102 | 2024 | 370 | 10 | 89 | 230 |
| 31457 | Spirit Of Christ Lutheran Church | Clawson | MI | 48017-1401 | 2024 | 234 | 40 | 85 | 225 |
| 11297 | St Paul's Lutheran Church | Imlay City | MI | 48444-1124 | 2024 | 252 | 15 | 90 | 216 |
| 11232 | St George Lutheran Church | Brighton | MI | 48116-1333 | 2024 | 221 | 22 | 83 | 200 |

Baptized Members, Average Attendance (online and on-site), and Active Participants

6A - Southeast Michigan

| CongID | Congregation Name | City | State | ZIP | Data Year | Baptized Members | Average Online Attendance | Average On-site Attendance | Active Participants |
|--------|---------------------------------------|---------------------|-------|------------|-----------|------------------|---------------------------|----------------------------|---------------------|
| 11275 | Zion Lutheran Church | Ferndale | MI | 48220-1835 | 2024 | 223 | 20 | 79 | 200 |
| 20127 | Holy Trinity Lutheran Church | Livonia | MI | 48154-1338 | 2024 | 476 | 48 | 104 | 200 |
| 11266 | St John Lutheran Church | Dundee | MI | 48131-1033 | 2024 | 426 | 38 | 77 | 195 |
| 11224 | Peace Lutheran Church | Southfield | MI | 48076-1240 | 2013 | 93 | 0 | 0 | 189 |
| 02817 | Shepherd of the Lakes Lutheran Church | Walled Lake | MI | 48390-1510 | 2024 | 446 | 0 | 68 | 185 |
| 11286 | First English Lutheran Church | Grosse Pointe Woods | MI | 48236-1530 | 2014 | 980 | 0 | 0 | 180 |
| 11326 | St John's Lutheran Church | New Baltimore | MI | 48047-2152 | 2024 | 199 | 110 | 93 | 179 |
| 11418 | Emmanuel Lutheran Church | Ypsilanti | MI | 48198-2808 | 2024 | 234 | 54 | 64 | 178 |
| 11364 | St John Lutheran Church | Romeo | MI | 48065-5184 | 2023 | 316 | 40 | 90 | 173 |
| 02846 | Gloria Dei Lutheran Church | Tecumseh | MI | 49286-1103 | 2024 | 534 | 15 | 87 | 168 |
| 30396 | Amazing Grace Lutheran Church | Warren | MI | 48092-5437 | 2024 | 201 | 24 | 62 | 168 |
| 02782 | Christ Lutheran Church | Waterford | MI | 48329-3280 | 2024 | 219 | 33 | 95 | 167 |
| 16218 | All Saints Lutheran Church | Hartland | MI | 48353-2935 | 2024 | 447 | 22 | 76 | 166 |
| 11239 | St Paul Lutheran Church | Dearborn | MI | 48124-2805 | 2024 | 308 | 40 | 95 | 161 |
| 11375 | St Peter Lutheran Church | Saint Clair | MI | 48079-5374 | 2024 | 585 | 10 | 41 | 159 |
| 02841 | Christ Lutheran Church | Monroe | MI | 48162-2652 | 2024 | 511 | 0 | 64 | 158 |
| 30315 | Revelation Lutheran Church | Detroit | MI | 48228-4026 | 2024 | 69 | 0 | 21 | 154 |
| 02788 | Hope Lutheran Church | Dearborn | MI | 48124-3387 | 2024 | 170 | 7 | 83 | 150 |
| 11354 | St Paul Lutheran Church | Port Huron | MI | 48060-2457 | 2024 | 308 | 30 | 75 | 150 |
| 16344 | Genesis Lutheran Church | Detroit | MI | 48207-0317 | 2024 | 125 | 34 | 49 | 135 |
| 02765 | Our Risen Lord Lutheran Church | Burton | MI | 48509-1708 | 2023 | 199 | 50 | 57 | 135 |
| 11319 | American Lutheran Church | Clinton Township | MI | 48036-2583 | 2024 | 128 | 25 | 46 | 128 |

Baptized Members, Average Attendance (online and on-site), and Active Participants

6A - Southeast Michigan

| CongID | Congregation Name | City | State | ZIP | Data Year | Baptized Members | Average Online Attendance | Average On-site Attendance | Active Participants |
|--------|---|---------------------|-------|------------|-----------|------------------|---------------------------|----------------------------|---------------------|
| 11285 | St Paul Lutheran Church | Grosse Pointe Farms | MI | 48236-3466 | 2022 | 446 | 14 | 51 | 127 |
| 02779 | Triumphant Cross Lutheran Church | Saint Clair Shores | MI | 48082-1475 | 2024 | 105 | 0 | 50 | 123 |
| 02762 | Transfiguration Lutheran Church | Fenton | MI | 48430-1508 | 2024 | 186 | 6 | 53 | 120 |
| 07313 | Lord Of Life Lutheran Church | Brighton | MI | 48114-9022 | 2024 | 622 | 50 | 65 | 115 |
| 02850 | Faith Lutheran Church D/B/A Holy Faith Church | Saline | MI | 48176-8805 | 2024 | 148 | 23 | 53 | 112 |
| 11346 | Zion Lutheran Church | Petersburg | MI | 49270-9729 | 2024 | 166 | 0 | 50 | 110 |
| 11309 | St Martin Lutheran Church | Marine City | MI | 48039-3607 | 2024 | 106 | 0 | 72 | 104 |
| 11293 | Grace Lutheran Church | Howell | MI | 48843-1437 | 2024 | 103 | 3 | 60 | 103 |
| 31118 | Unity Lutheran Church | Southgate | MI | 48195-1007 | 2024 | 103 | 0 | 39 | 101 |
| 02807 | Faith Lutheran Church | Brownstown | MI | 48134-1146 | 2024 | 409 | 15 | 83 | 100 |
| 02808 | Good Hope Lutheran Church | Garden City | MI | 48135-2736 | 2024 | 241 | 7 | 62 | 100 |
| 11277 | St John's Lutheran Church | Fowlerville | MI | 48836-0218 | 2024 | 327 | 9 | 75 | 100 |
| 30954 | Grace in Action | Detroit | MI | 48209-3405 | 2024 | 100 | 0 | 75 | 100 |
| 02784 | King of Kings Lutheran Church | Lake Orion | MI | 48360-1444 | 2024 | 179 | 10 | 88 | 98 |
| 16423 | Lord Of Light Lutheran Church | Ann Arbor | MI | 48104-3540 | 2023 | 58 | 0 | 24 | 89 |
| 02816 | St Philip Lutheran Church | Trenton | MI | 48183-2008 | 2024 | 87 | 123 | 34 | 87 |
| 02775 | Abiding Presence Lutheran Church | Rochester Hills | MI | 48309-1858 | 2024 | 133 | 21 | 50 | 82 |
| 11339 | Immanuel Lutheran Church | Palmyra | MI | 49268-9726 | 2024 | 163 | 5 | 59 | 82 |
| 11274 | St John Lutheran Church | Farmington Hills | MI | 48335-4135 | 2024 | 210 | 11 | 70 | 81 |
| 31048 | Celebration Lutheran Church | Westland | MI | 48185-1016 | 2023 | 406 | 105 | 85 | 81 |
| 11279 | Cross Lutheran Church | Clinton Township | MI | 48035-2153 | 2024 | 322 | 50 | 50 | 80 |

Baptized Members, Average Attendance (online and on-site), and Active Participants

6A - Southeast Michigan

| CongID | Congregation Name | City | State | ZIP | Data Year | Baptized Members | Average Online Attendance | Average On-site Attendance | Active Participants |
|--------|--|---------------------|-------|------------|-----------|------------------|---------------------------|----------------------------|---------------------|
| 20121 | St James Lutheran Church | Grosse Pointe Farms | MI | 48236-3508 | 2024 | 200 | 12 | 45 | 80 |
| 02818 | St Thomas Lutheran Church | Grosse Ile | MI | 48138-1494 | 2024 | 132 | 23 | 54 | 77 |
| 02759 | St Peter Lutheran Church | Warren | MI | 48093-8445 | 2024 | 75 | 0 | 34 | 75 |
| 11219 | King Of Kings Lutheran Church | Ann Arbor | MI | 48104-6829 | 2024 | 105 | 14 | 38 | 74 |
| 11359 | Trinity Lutheran Church | Richmond | MI | 48062-1561 | 2024 | 497 | 60 | 40 | 71 |
| 02748 | Holy Spirit Lutheran Church | West Bloomfield | MI | 48323-2961 | 2024 | 201 | 15 | 37 | 70 |
| 11226 | St Paul Lutheran Church | Blissfield | MI | 49228-1326 | 2024 | 196 | 10 | 55 | 70 |
| 11361 | Trinity Lutheran Church | Riga | MI | 49276-0005 | 2002 | 157 | 0 | 0 | 70 |
| 11382 | Spirit Of Grace Church | West Bloomfield | MI | 48324-1808 | 2024 | 46 | 0 | 37 | 60 |
| 30490 | Mother Of The Savior Lutheran Church | Dearborn | MI | 48124-1035 | 2024 | 84 | 70 | 40 | 60 |
| 11405 | Mount Calvary Lutheran Church | Warren | MI | 48089-5506 | 2020 | 107 | 12 | 30 | 51 |
| 07614 | Cana Lutheran Church | Berkley | MI | 48072-1805 | 2024 | 150 | 10 | 27 | 49 |
| 02751 | Trinity Lutheran Church | Brown City | MI | 48416-9702 | 2018 | 83 | 0 | 0 | 46 |
| 11295 | Immanuel Lutheran Church | Ida | MI | 48140-9548 | 2024 | 91 | 30 | 27 | 45 |
| 20117 | Iroquois Avenue Christ Lutheran Church | Detroit | MI | 48214-1870 | 2024 | 44 | 0 | 25 | 44 |
| 02813 | Emmanuel Lutheran Church | Southfield | MI | 48033-6030 | 2024 | 87 | 0 | 35 | 40 |
| 11254 | Gracious Saviour Lutheran Church | Detroit | MI | 48235-1905 | 2024 | 98 | 15 | 25 | 40 |
| 02776 | Bethany Lutheran Church | Roseville | MI | 48066-1030 | 2020 | 45 | 0 | 31 | 40 |
| 11379 | Fellowship Lutheran Church | Sterling Heights | MI | 48310-4432 | 2019 | 126 | 0 | 0 | 40 |
| 02766 | Salem Lutheran Church | Flint | MI | 48505 | 2023 | 141 | 0 | 20 | 39 |
| 11305 | Timothy Lutheran Church | Livonia | MI | 48150-3623 | 2023 | 58 | 30 | 22 | 37 |
| 02847 | St Paul Lutheran Church | Temperance | MI | 48182-0296 | 2024 | 79 | 10 | 20 | 35 |

Baptized Members, Average Attendance (online and on-site), and Active Participants

6A - Southeast Michigan

| CongID | Congregation Name | City | State | ZIP | Data Year | Baptized Members | Average Online Attendance | Average On-site Attendance | Active Participants |
|--------|---|-------------------|-------|------------|-----------|------------------|---------------------------|----------------------------|---------------------|
| 11312 | St Paul Lutheran Church | Maybee | MI | 48159-0145 | 2024 | 40 | 0 | 14 | 35 |
| 31334 | Love Rising Lutheran Church | Detroit | MI | 48236-2035 | 2024 | 51 | 15 | 30 | 35 |
| 07512 | King of Glory Evangelical Lutheran Church | Flushing | MI | 48433-2508 | 2024 | 31 | 5 | 26 | 33 |
| 02770 | Bethlehem Lutheran Church | Harrison Township | MI | 48045-2327 | 2024 | 116 | 0 | 32 | 32 |
| 11381 | Messiah Evangelical Lutheran Church | Swartz Creek | MI | 48473-1262 | 2024 | 48 | 0 | 25 | 30 |
| 20132 | Our Saviour Lutheran Church | Port Huron | MI | 48060-5344 | 2024 | 146 | 15 | 20 | 30 |
| 11328 | St Peter Lutheran Church | New Haven | MI | 48048-0365 | 2023 | 100 | 15 | 18 | 30 |
| 11353 | St Martin Lutheran Church | Port Huron | MI | 48060-5823 | 2024 | 31 | 0 | 22 | 25 |
| 02797 | Good Shepherd Lutheran Church | Detroit | MI | 48221-3146 | 2023 | 36 | 0 | 19 | 19 |
| 02821 | Christ The Redeemer Lutheran Church | Adrian | MI | 49221-1896 | 2020 | 51 | 0 | 27 | 8 |
| 11317 | Good Shepherd Lutheran Church | Monroe | MI | 48161-9769 | 2023 | 278 | 0 | 0 | 0 |

Baptisms by Congregation

Baptisms

6A - Southeast Michigan

| CongID | Congregation Name | City | State | ZIP | Data Year | Baptisms |
|--------|--------------------------------------|--------------------|-------|------------|-----------|----------|
| 02752 | Calvary Lutheran Church | Clarkston | MI | 48346-1402 | 2024 | 24 |
| 30490 | Mother Of The Savior Lutheran Church | Dearborn | MI | 48124-1035 | 2024 | 20 |
| 16039 | Shalom Lutheran Church | Pinckney | MI | 48169-8148 | 2024 | 15 |
| 11296 | Prince Of Peace Lutheran Church | Ida | MI | 48140-9315 | 2024 | 12 |
| 16218 | All Saints Lutheran Church | Hartland | MI | 48353-2935 | 2024 | 11 |
| 11365 | St Mark Lutheran Church | Roseville | MI | 48066-3391 | 2017 | 11 |
| 11234 | St John Lutheran Church | Capac | MI | 48014-0639 | 2024 | 10 |
| 11237 | Zion Lutheran Church | Chelsea | MI | 48118-9205 | 2024 | 9 |
| 30059 | King of Kings Lutheran Church | Shelby Township | MI | 48315-4771 | 2024 | 9 |
| 11266 | St John Lutheran Church | Dundee | MI | 48131-1033 | 2024 | 7 |
| 02770 | Bethlehem Lutheran Church | Harrison Township | MI | 48045-2327 | 2024 | 6 |
| 02782 | Christ Lutheran Church | Waterford | MI | 48329-3280 | 2024 | 6 |
| 02819 | Holy Cross Lutheran Church | Livonia | MI | 48152-3461 | 2024 | 6 |
| 11220 | Zion Lutheran Church | Ann Arbor | MI | 48103-4141 | 2024 | 6 |
| 11274 | St John Lutheran Church | Farmington Hills | MI | 48335-4135 | 2024 | 6 |
| 02808 | Good Hope Lutheran Church | Garden City | MI | 48135-2736 | 2024 | 5 |
| 11223 | Beautiful Savior Lutheran Church | Bloomfield Hills | MI | 48304-2003 | 2024 | 5 |
| 11239 | St Paul Lutheran Church | Dearborn | MI | 48124-2805 | 2024 | 5 |
| 11277 | St John's Lutheran Church | Fowlerville | MI | 48836-0218 | 2024 | 5 |
| 11310 | St Paul Lutheran Church | Casco | MI | 48064-3906 | 2024 | 5 |
| 11339 | Immanuel Lutheran Church | Palmyra | MI | 49268-9726 | 2024 | 5 |
| 11376 | Bethel Lutheran Church | Saint Clair Shores | MI | 48081-2154 | 2024 | 5 |
| 20129 | Pilgrim Lutheran Church | Marysville | MI | 48040-1465 | 2024 | 5 |

Baptisms

6A - Southeast Michigan

| CongID | Congregation Name | City | State | ZIP | Data Year | Baptisms |
|--------|-------------------------------|---------------------|-------|------------|-----------|----------|
| 11364 | St John Lutheran Church | Romeo | MI | 48065-5184 | 2023 | 5 |
| 11361 | Trinity Lutheran Church | Riga | MI | 49276-0005 | 2002 | 5 |
| 02784 | King of Kings Lutheran Church | Lake Orion | MI | 48360-1444 | 2024 | 4 |
| 02807 | Faith Lutheran Church | Brownstown | MI | 48134-1146 | 2024 | 4 |
| 11226 | St Paul Lutheran Church | Blissfield | MI | 49228-1326 | 2024 | 4 |
| 11359 | Trinity Lutheran Church | Richmond | MI | 48062-1561 | 2024 | 4 |
| 20120 | Hope Lutheran Church | Farmington Hills | MI | 48331-2941 | 2024 | 4 |
| 31048 | Celebration Lutheran Church | Westland | MI | 48185-1016 | 2023 | 4 |
| 11286 | First English Lutheran Church | Grosse Pointe Woods | MI | 48236-1530 | 2014 | 4 |
| 02847 | St Paul Lutheran Church | Temperance | MI | 48182-0296 | 2024 | 3 |
| 11219 | King Of Kings Lutheran Church | Ann Arbor | MI | 48104-6829 | 2024 | 3 |
| 11375 | St Peter Lutheran Church | Saint Clair | MI | 48079-5374 | 2024 | 3 |
| 20127 | Holy Trinity Lutheran Church | Livonia | MI | 48154-1338 | 2024 | 3 |
| 30396 | Amazing Grace Lutheran Church | Warren | MI | 48092-5437 | 2024 | 3 |
| 02818 | St Thomas Lutheran Church | Grosse Ile | MI | 48138-1494 | 2024 | 2 |
| 02841 | Christ Lutheran Church | Monroe | MI | 48162-2652 | 2024 | 2 |
| 02846 | Gloria Dei Lutheran Church | Tecumseh | MI | 49286-1103 | 2024 | 2 |
| 07313 | Lord Of Life Lutheran Church | Brighton | MI | 48114-9022 | 2024 | 2 |
| 11275 | Zion Lutheran Church | Ferndale | MI | 48220-1835 | 2024 | 2 |
| 11293 | Grace Lutheran Church | Howell | MI | 48843-1437 | 2024 | 2 |
| 11326 | St John's Lutheran Church | New Baltimore | MI | 48047-2152 | 2024 | 2 |
| 11382 | Spirit Of Grace Church | West Bloomfield | MI | 48324-1808 | 2024 | 2 |
| 20132 | Our Saviour Lutheran Church | Port Huron | MI | 48060-5344 | 2024 | 2 |

Baptisms

6A - Southeast Michigan

| CongID | Congregation Name | City | State | ZIP | Data Year | Baptisms |
|--------|---|------------------|-------|------------|-----------|----------|
| 30185 | Emmanuel Lutheran Church | Livonia | MI | 48152-1102 | 2024 | 2 |
| 31457 | Spirit Of Christ Lutheran Church | Clawson | MI | 48017-1401 | 2024 | 2 |
| 11392 | St Luke's Lutheran Church | Temperance | MI | 48182-1511 | 2021 | 2 |
| 02748 | Holy Spirit Lutheran Church | West Bloomfield | MI | 48323-2961 | 2024 | 1 |
| 02759 | St Peter Lutheran Church | Warren | MI | 48093-8445 | 2024 | 1 |
| 02762 | Transfiguration Lutheran Church | Fenton | MI | 48430-1508 | 2024 | 1 |
| 02775 | Abiding Presence Lutheran Church | Rochester Hills | MI | 48309-1858 | 2024 | 1 |
| 02788 | Hope Lutheran Church | Dearborn | MI | 48124-3387 | 2024 | 1 |
| 02825 | Trinity Lutheran Church | Ann Arbor | MI | 48103-5353 | 2024 | 1 |
| 02850 | Faith Lutheran Church D/B/A Holy Faith Church | Saline | MI | 48176-8805 | 2024 | 1 |
| 07512 | King of Glory Evangelical Lutheran Church | Flushing | MI | 48433-2508 | 2024 | 1 |
| 07614 | Cana Lutheran Church | Berkley | MI | 48072-1805 | 2024 | 1 |
| 11276 | Holy Spirit Lutheran Church | Grand Blanc | MI | 48439-8961 | 2024 | 1 |
| 11279 | Cross Lutheran Church | Clinton Township | MI | 48035-2153 | 2024 | 1 |
| 11309 | St Martin Lutheran Church | Marine City | MI | 48039-3607 | 2024 | 1 |
| 11346 | Zion Lutheran Church | Petersburg | MI | 49270-9729 | 2024 | 1 |
| 11354 | St Paul Lutheran Church | Port Huron | MI | 48060-2457 | 2024 | 1 |
| 11400 | Christ Lutheran Church | Sterling Heights | MI | 48313-1815 | 2024 | 1 |
| 11418 | Emmanuel Lutheran Church | Ypsilanti | MI | 48198-2808 | 2024 | 1 |
| 20117 | Iroquois Avenue Christ Lutheran Church | Detroit | MI | 48214-1870 | 2024 | 1 |
| 31118 | Unity Lutheran Church | Southgate | MI | 48195-1007 | 2024 | 1 |
| 02765 | Our Risen Lord Lutheran Church | Burton | MI | 48509-1708 | 2023 | 1 |
| 02766 | Salem Lutheran Church | Flint | MI | 48505 | 2023 | 1 |

Baptisms

6A - Southeast Michigan

| CongID | Congregation Name | City | State | ZIP | Data Year | Baptisms |
|--------|---------------------------------------|---------------------|-------|------------|-----------|----------|
| 11285 | St Paul Lutheran Church | Grosse Pointe Farms | MI | 48236-3466 | 2022 | 1 |
| 11224 | Peace Lutheran Church | Southfield | MI | 48076-1240 | 2013 | 1 |
| 02779 | Triumphant Cross Lutheran Church | Saint Clair Shores | MI | 48082-1475 | 2024 | 0 |
| 02783 | Lutheran Church of the Master | Troy | MI | 48084-1417 | 2024 | 0 |
| 02813 | Emmanuel Lutheran Church | Southfield | MI | 48033-6030 | 2024 | 0 |
| 02816 | St Philip Lutheran Church | Trenton | MI | 48183-2008 | 2024 | 0 |
| 02817 | Shepherd of the Lakes Lutheran Church | Walled Lake | MI | 48390-1510 | 2024 | 0 |
| 11232 | St George Lutheran Church | Brighton | MI | 48116-1333 | 2024 | 0 |
| 11254 | Gracious Saviour Lutheran Church | Detroit | MI | 48235-1905 | 2024 | 0 |
| 11295 | Immanuel Lutheran Church | Ida | MI | 48140-9548 | 2024 | 0 |
| 11297 | St Paul's Lutheran Church | Imlay City | MI | 48444-1124 | 2024 | 0 |
| 11312 | St Paul Lutheran Church | Maybee | MI | 48159-0145 | 2024 | 0 |
| 11319 | American Lutheran Church | Clinton Township | MI | 48036-2583 | 2024 | 0 |
| 11353 | St Martin Lutheran Church | Port Huron | MI | 48060-5823 | 2024 | 0 |
| 11381 | Messiah Evangelical Lutheran Church | Swartz Creek | MI | 48473-1262 | 2024 | 0 |
| 16344 | Genesis Lutheran Church | Detroit | MI | 48207-0317 | 2024 | 0 |
| 20121 | St James Lutheran Church | Grosse Pointe Farms | MI | 48236-3508 | 2024 | 0 |
| 30315 | Revelation Lutheran Church | Detroit | MI | 48228-4026 | 2024 | 0 |
| 30954 | Grace in Action | Detroit | MI | 48209-3405 | 2024 | 0 |
| 31334 | Love Rising Lutheran Church | Detroit | MI | 48236-2035 | 2024 | 0 |
| 02797 | Good Shepherd Lutheran Church | Detroit | MI | 48221-3146 | 2023 | 0 |
| 11305 | Timothy Lutheran Church | Livonia | MI | 48150-3623 | 2023 | 0 |
| 11317 | Good Shepherd Lutheran Church | Monroe | MI | 48161-9769 | 2023 | 0 |

Baptisms

6A - Southeast Michigan

| CongID | Congregation Name | City | State | ZIP | Data Year | Baptisms |
|--------|-------------------------------------|------------------|-------|------------|-----------|----------|
| 11328 | St Peter Lutheran Church | New Haven | MI | 48048-0365 | 2023 | 0 |
| 16423 | Lord Of Light Lutheran Church | Ann Arbor | MI | 48104-3540 | 2023 | 0 |
| 02776 | Bethany Lutheran Church | Roseville | MI | 48066-1030 | 2020 | 0 |
| 02821 | Christ The Redeemer Lutheran Church | Adrian | MI | 49221-1896 | 2020 | 0 |
| 11405 | Mount Calvary Lutheran Church | Warren | MI | 48089-5506 | 2020 | 0 |
| 11379 | Fellowship Lutheran Church | Sterling Heights | MI | 48310-4432 | 2019 | 0 |
| 02751 | Trinity Lutheran Church | Brown City | MI | 48416-9702 | 2018 | 0 |

Congregation Reports

**Evangelical Lutheran Church in America
Name and Address Summary Report as of December 31, 2024**

6A Southeast Michigan Synod, Elca

| Cong ID | Congregation Name | Lang Codes | Location Address | City, State | Ministers | Year Orgn | Bapt Mbrs | Conf Mbrs | Avg Atnd On-site | Avg Atnd Online |
|------------------------------------|---------------------------|------------|--------------------------------|-------------------|----------------------|-----------|--------------|--------------|------------------|-----------------|
| Conference: 01 Conference 1 | | | | | | | | | | |
| 07313 | Lord Of Life | EN | 5051 Pleasant Valley Rd | Brighton, MI | Dale E. Hedblad | 1974 | 622 | 622 | 65 | 50 |
| 11232 | St George | EN | 803 W Main St | Brighton, MI | Kenneth R. Staib | 1845 | 221 | 197 | 83 | 22 |
| 02765 * | Our Risen Lord | EN | 4040 Lapeer Rd | Burton, MI | Sean F. Myers | 1957 | 199 | 172 | 57 | 50 |
| 02762 | Transfiguration | EN | 14176 N Fenton Rd | Fenton, MI | Kathryn F. Zywicki | 1961 | 186 | 175 | 53 | 6 |
| 02766 * | Salem | EN | 2610 Martin Luther King Jr Ave | Flint, MI | Monica M. Villarreal | 1916 | 141 | 139 | 20 | 0 |
| 07512 | King of Glory Evangelical | EN | 6012 River Rd | Flushing, MI | | 1978 | 31 | 31 | 26 | 5 |
| 11277 | St John's | EN | 132 S Benjamin St | Fowlerville, MI | Diane K. Greble | 1888 | 327 | 244 | 75 | 9 |
| 11276 | Holy Spirit | EN | 7234 Fenton Rd | Grand Blanc, MI | Nathan C. Allen | 1964 | 443 | 370 | 117 | 85 |
| 16218 | All Saints | EN | 12701 Highland Rd | Hartland, MI | Denise R. Russell | 1981 | 447 | 447 | 76 | 22 |
| 11293 | Grace | EN | 312 Prospect St | Howell, MI | Kenneth D. Greble | 1920 | 103 | 103 | 60 | 3 |
| 16039 | Shalom | EN | 1740 E M36 | Pinckney, MI | Daniel P. Quagliata | 1976 | 1,449 | 1,010 | 215 | 30 |
| 11381 | Messiah Evangelical | EN | 8497 Miller Rd | Swartz Creek, MI | | 1958 | 48 | 36 | 25 | 0 |
| Conference Totals: | | | | | | | 4,217 | 3,546 | 872 | 282 |
| Conference: 02 Conference 2 | | | | | | | | | | |
| 02751 * | Trinity | EN | 7029 Cade Rd | Brown City, MI | | 1956 | 83 | 56 | -- | -- |
| 11234 | St John | EN | 109 E Kempf Ct | Capac, MI | Matthew D. Jewell | 1870 | 522 | 5 | 98 | 269 |
| 11310 | St Paul | EN | 5322 Palms Rd | Casco, MI | Kirk J. Langset | 1858 | 293 | 236 | 62 | 50 |
| 11297 | St Paul's | EN | 200 N Cedar St | Imlay City, MI | Sharon K. Smith | 1889 | 252 | 202 | 90 | 15 |
| 11328 * | St Peter | EN | 60980 Omo Rd | Lenox, MI | | 1861 | 100 | 64 | 18 | 15 |
| 11309 | St Martin | EN | 156 S William St | Marine City, MI | Troy G. Waite | 1857 | 106 | 96 | 72 | 0 |
| 20129 | Pilgrim | EN | 1023 Michigan Ave | Marysville, MI | Michael H. Opfermann | 1947 | 212 | 154 | 85 | 7 |
| 11326 | St John's | EN | 51161 Maria St | New Baltimore, MI | | 1863 | 199 | 199 | 93 | 110 |
| 20132 | Our Saviour | EN | 1029 6th St | Port Huron, MI | | 1920 | 146 | 135 | 20 | 15 |
| 11353 | St Martin | EN | 805 Chestnut St | Port Huron, MI | | 1884 | 31 | 31 | 22 | 0 |
| 11354 | St Paul | EN | 3790 W Water St | Port Huron, MI | Branden J. Hunt | 1917 | 308 | 308 | 75 | 30 |
| 11359 | Trinity | EN | 35110 Division Rd | Richmond, MI | Kathleen Y. Butler | 1934 | 497 | 338 | 40 | 60 |
| 11364 * | St John | EN | 246 Benjamin St | Romeo, MI | Darcy M. Reis | 1872 | 316 | 280 | 90 | 40 |
| 11375 | St Peter | EN | 123 S 7th St | Saint Clair, MI | | 1857 | 585 | 398 | 41 | 10 |
| Conference Totals: | | | | | | | 3,650 | 2,502 | 806 | 621 |

Code Key:

* = 2024 data not available as of report run date

**Evangelical Lutheran Church in America
Name and Address Summary Report as of December 31, 2024**

6A Southeast Michigan Synod, Elca

| Cong ID | Congregation Name | Lang Codes | Location Address | City, State | Ministers | Year Orgn | Bapt Mbrs | Conf Mbrs | Avg Atnd On-site | Avg Atnd Online |
|------------------------------------|------------------------|------------|-----------------------|-------------------------|--|-----------|--------------|--------------|------------------|-----------------|
| Conference: 03 Conference 3 | | | | | | | | | | |
| 11223 | Beautiful Savior | EN | 5631 N Adams Rd | Bloomfield Hills, MI | Niklaus C. Schillack | 1956 | 632 | 440 | 168 | 253 |
| 02752 | Calvary | EN | 6805 Bluegrass Dr | Clarkston, MI | Jonathan A. Heierman Robert K. Hegdal | 1961 | 1,059 | 1,059 | 228 | 145 |
| 02784 | King of Kings | EN | 1715 S Lapeer Rd | Lake Orion, MI | Eric C. Johnson | 1964 | 179 | 104 | 88 | 10 |
| 02775 | Abiding Presence | EN | 1550 Walton Blvd | Rochester Hills, MI | | 1958 | 133 | 124 | 50 | 21 |
| 02782 | Christ | EN | 5987 Williams Lake Rd | Waterford, MI | Stephanie A. Newman | 1944 | 219 | 151 | 95 | 33 |
| 11382 | Spirit Of Grace Church | EN | 2399 Figa Ave | West Bloomfield, MI | Joyce A. Partyka Staib | 1959 | 46 | 37 | 37 | 0 |
| Conference Totals: | | | | | | | 2,268 | 1,915 | 666 | 462 |
| Conference: 04 Conference 4 | | | | | | | | | | |
| 11319 | American | EN | 38795 Mulberry St | Clinton Township, MI | Julie Winklepleck Candida M. Turner | 1955 | 128 | 103 | 46 | 25 |
| 11279 | Cross | EN | 35851 Utica Rd | Clinton Township, MI | Sherry A. Morrison | 1967 | 322 | 4 | 50 | 50 |
| 30059 | King of Kings | EN | 47500 Schoenherr Rd | Shelby Township, MI | David L. Parker Kelsay O. Parker | 1991 | 806 | 620 | 267 | 87 |
| 11400 | Christ | EN | 12500 Canal Rd | Sterling Heights, MI | Keith A. Miller | 1960 | 581 | 140 | 105 | 50 |
| 11379 * | Fellowship | EN | 35537 Ryan Rd | Sterling Heights, MI | | 1970 | 126 | 116 | -- | -- |
| 30396 | Amazing Grace | EN | 29860 Dequindre Rd | Warren, MI | Susanna M. Muzzin | 1959 | 201 | 200 | 62 | 24 |
| 11405 * | Mount Calvary | EN | 8129 Packard Ave | Warren, MI | | 1926 | 107 | 107 | 30 | 12 |
| 02759 | St Peter | EN GE | 11423 Chicago Rd | Warren, MI | | 1930 | 75 | 75 | 34 | 0 |
| Conference Totals: | | | | | | | 2,346 | 1,365 | 594 | 248 |
| Conference: 05 Conference 5 | | | | | | | | | | |
| 20121 | St James | EN | 170 McMillan Rd | Grosse Pointe Farms, MI | Denise M. Grant | 1940 | 200 | 132 | 45 | 12 |
| 11285 * | St Paul | EN | 375 Lothrop Rd | Grosse Pointe Farms, MI | | 1871 | 446 | 408 | 51 | 14 |
| 11286 * | First English | EN | 800 Vernier Rd | Grosse Pointe Woods, MI | Sean R. Motley | 1896 | 980 | 878 | -- | -- |
| 02770 | Bethlehem | EN | 37000 Union Lake Rd | Harrison Township, MI | | 1958 | 116 | 116 | 32 | 0 |
| 02776 * | Bethany | EN | 19310 E 14 Mile Rd | Roseville, MI | | 1960 | 45 | 45 | 31 | 0 |
| 11365 * | St Mark | EN | 26830 W Park St | Roseville, MI | George A. Oberle | 1850 | 856 | 700 | -- | -- |
| 11376 | Bethel | EN | 26400 Little Mack Ave | Saint Clair Shores, MI | James B. Authier | 1952 | 320 | 279 | 110 | 10 |
| 02779 | Triumphant Cross | EN | 22310 E 13 Mile Rd | Saint Clair Shores, MI | | 1956 | 105 | 105 | 50 | 0 |
| Conference Totals: | | | | | | | 3,068 | 2,663 | 319 | 36 |

Code Key:

* = 2024 data not available as of report run date

**Evangelical Lutheran Church in America
Name and Address Summary Report as of December 31, 2024**

6A Southeast Michigan Synod, Elca

| Cong ID | Congregation Name | Lang Codes | Location Address | City, State | Ministers | Year Orgn | Bapt Mbrs | Conf Mbrs | Avg Atnd On-site | Avg Atnd Online |
|------------------------------------|------------------------|------------|-----------------------------|----------------------|----------------------|-----------|--------------|--------------|------------------|-----------------|
| Conference: 06 Conference 6 | | | | | | | | | | |
| 16344 | Genesis | EN | 7200 Mack Ave | Detroit, MI | Ken A. Grant | 1984 | 125 | 111 | 49 | 34 |
| 02797 | * Good Shepherd | EN | 16100 Lawton St | Detroit, MI | | 1954 | 36 | 36 | 19 | 0 |
| 30954 | C Grace in Action | SP EN | 1725 Lawndale St | Detroit, MI | John S. Cummings | | | | 75 | 0 |
| 11254 | Gracious Saviour | EN | 19484 James Couzens Fwy | Detroit, MI | | 1961 | 98 | 98 | 25 | 15 |
| 20117 | Iroquois Avenue Christ | EN | 2411 Iroquois St | Detroit, MI | | 1911 | 44 | 38 | 25 | 0 |
| 31334 | Love Rising | EN | 21230 Moross Rd | Detroit, MI | Michael V. Johnson | 2019 | 51 | 45 | 30 | 15 |
| 30315 | Revelation | EN | 6661 Oakman Blvd | Detroit, MI | | 1995 | 69 | 69 | 21 | 0 |
| Conference Totals: | | | | | | | 423 | 397 | 244 | 64 |
| Conference: 07 Conference 7 | | | | | | | | | | |
| 02807 | Faith | EN | 25402 Arsenal Rd | Brownstown, MI | Emily M. Werner | 1889 | 409 | 409 | 83 | 15 |
| 02788 | Hope | EN | 3640 Madison St | Dearborn, MI | Albert F. Le Blanc | 1947 | 170 | 143 | 83 | 7 |
| 30490 | C Mother Of The Savior | AB EN | C/O Christ Episcopal Church | Dearborn, MI | | | | | 40 | 70 |
| 11239 | St Paul | EN | 21915 Beech St | Dearborn, MI | Colleen K. Nieman | 1871 | 308 | 308 | 95 | 40 |
| 02808 | Good Hope | EN | 28680 Cherry Hill Rd | Garden City, MI | | 1955 | 241 | 206 | 62 | 7 |
| 02818 | St Thomas | EN | 9393 Church Rd | Grosse Ile, MI | Kari J. Rinas | 1963 | 132 | 132 | 54 | 23 |
| 31118 | Unity | EN | 12250 Fort St | Southgate, MI | Carmelita A. Yero | 2014 | 103 | 86 | 39 | 0 |
| 02816 | St Philip | EN | 1790 Fort St | Trenton, MI | Jeffery D. Ogonowski | 1960 | 87 | 81 | 34 | 123 |
| Conference Totals: | | | | | | | 1,450 | 1,365 | 490 | 285 |
| Conference: 08 Conference 8 | | | | | | | | | | |
| 20120 | Hope | EN | 39200 W 12 Mile Rd | Farmington Hills, MI | Amy Cooley Higgs | 1977 | 823 | 749 | 137 | 114 |
| 11274 | St John | EN | 23225 Gill Rd | Farmington Hills, MI | Mark R. Fisher | 1958 | 210 | 210 | 70 | 11 |
| 30185 | Emmanuel | EN | 34567 7 Mile Rd | Livonia, MI | Sara M. Freudenburg | 1964 | 370 | 264 | 89 | 10 |
| 02819 | Holy Cross | EN | 30650 6 Mile Rd | Livonia, MI | Scott J. Seeke | 1963 | 505 | 451 | 127 | 70 |
| 20127 | Holy Trinity | EN | 39020 5 Mile Rd | Livonia, MI | Andrew V. Chavanak | 1961 | 476 | 381 | 104 | 48 |
| 11305 | * Timothy | EN | 8820 Wayne Rd | Livonia, MI | | 1957 | 58 | 55 | 22 | 30 |
| 02817 | Shepherd of the Lakes | EN | 2905 South Commerce Road | Walled Lake, MI | Judson M. Delancey | 1958 | 446 | 446 | 68 | 0 |
| 02748 | Holy Spirit | EN | 4800 Orchard Lake Rd | West Bloomfield, MI | William J. Matlack | 1970 | 201 | 165 | 37 | 15 |
| 31048 | * Celebration | EN | 39375 Joy Rd | Westland, MI | James L. Fogle | 2013 | 406 | 375 | 85 | 105 |
| Conference Totals: | | | | | | | 3,495 | 3,096 | 739 | 403 |

Code Key:

* = 2024 data not available as of report run date

**Evangelical Lutheran Church in America
Name and Address Summary Report as of December 31, 2024**

6A Southeast Michigan Synod, Elca

| Cong ID | Congregation Name | Lang Codes | Location Address | City, State | Ministers | Year Orgn | Bapt Mbrs | Conf Mbrs | Avg Atnd On-site | Avg Atnd Online |
|-------------------------------------|--|------------|--------------------------|----------------|---------------------------------------|-----------|---------------|---------------|------------------|-----------------|
| Conference: 09 Conference 9 | | | | | | | | | | |
| 02821 | * Christ The Redeemer | EN | 1232 W Maumee St | Adrian, MI | | 1956 | 51 | 49 | 27 | 0 |
| 11226 | St Paul | EN | 306 E Jefferson St | Blissfield, MI | Richard G. Hogan | 1915 | 196 | 117 | 55 | 10 |
| 11266 | St John | EN | 460 Riley St | Dundee, MI | Janice D. Locke | 1860 | 426 | 335 | 77 | 38 |
| 11295 | Immanuel | EN | 3879 Jackman Rd | Ida, MI | | 1862 | 91 | 72 | 27 | 30 |
| 11296 | Prince Of Peace | EN | 1920 Lewis Ave | Ida, MI | Aaron D. Werner | 1964 | 589 | 522 | 155 | 26 |
| 11312 | St Paul | EN | 7771 High St | Maybee, MI | | 1860 | 40 | 37 | 14 | 0 |
| 02841 | Christ | EN | 225 E Elm Ave | Monroe, MI | William F. Kirsh-Carr | 1945 | 511 | 343 | 64 | 0 |
| 11317 | * Good Shepherd | EN | 2275 S Custer Rd | Monroe, MI | | 1957 | 278 | 278 | 0 | 0 |
| 11339 | Immanuel | EN | 1500 Blissfield Hwy | Palmyra, MI | Richard G. Hogan | 1870 | 163 | 163 | 59 | 5 |
| 11346 | Zion | EN | 7295 Kruse Rd | Petersburg, MI | David Vinciguerra | 1862 | 166 | 140 | 50 | 0 |
| 11361 | * Trinity | EN | 7623 Riga Hwy | Riga, MI | | 1861 | 157 | 135 | -- | -- |
| 02846 | Gloria Dei | EN | 108 Brown St | Tecumseh, MI | Theodore D. Kerr | 1958 | 534 | 521 | 87 | 15 |
| 11392 | * St Luke's | EN | 1690 W Sterns Rd | Temperance, MI | | 1940 | 909 | 645 | 126 | 0 |
| 02847 | St Paul | EN | 9144 Lewis Ave | Temperance, MI | | 1922 | 79 | 79 | 20 | 10 |
| Conference Totals: | | | | | | | 4,190 | 3,436 | 761 | 134 |
| Conference: 10 Conference 10 | | | | | | | | | | |
| 11219 | King Of Kings | EN | 2685 Packard St | Ann Arbor, MI | Dana R. Runestad | 1970 | 105 | 88 | 38 | 14 |
| 16423 | * Lord Of Light | EN | 801 S Forest Ave | Ann Arbor, MI | Elizabeth B. Friedman | 1972 | 58 | 58 | 24 | 0 |
| 02825 | Trinity | EN | 1400 W Stadium Blvd | Ann Arbor, MI | Sara R. Cogsil | 1893 | 408 | 408 | 85 | 72 |
| 11220 | Zion | ES | 1501 W Liberty St | Ann Arbor, MI | James A. Debner | 1875 | 1,542 | 1,190 | 235 | 677 |
| 11237 | Zion | EN | 3050 S Fletcher Rd | Chelsea, MI | Kurt A. Hutchens | 1867 | 304 | 236 | 89 | 80 |
| 11418 | Emmanuel | EN | 201 N River St | Ypsilanti, MI | Joshua D. Rinas | 1859 | 234 | 234 | 64 | 54 |
| Conference Totals: | | | | | | | 2,651 | 2,214 | 535 | 897 |
| Conference: 11 Conference 11 | | | | | | | | | | |
| 07614 | Cana | EN | 2119 Catalpa Dr | Berkley, MI | Ronald J. Strobel | 1980 | 150 | 150 | 27 | 10 |
| 31457 | Spirit Of Christ | EN | 749 W 14 Mile Rd | Clawson, MI | Joel K. Brandt Kristin A. McCarthy | 2023 | 234 | 221 | 85 | 40 |
| 11275 | Zion | EN | 143 Albany St | Ferndale, MI | Matthew D. Bode | 1923 | 223 | 130 | 79 | 20 |
| 02850 | Faith Lutheran Church D/B/A Holy Faith Church | EN | 6299 Saline Ann Arbor Rd | Saline, MI | | 1966 | 148 | 148 | 53 | 23 |
| 02813 | Emmanuel | EN | 23425 Lahser Rd | Southfield, MI | Karole J. Langset | 1953 | 87 | 52 | 35 | 0 |
| 11224 | * Peace | EN | 17029 W 13 Mile Rd | Southfield, MI | Timothy E. Larson | 1953 | 93 | 71 | -- | -- |
| 02783 | Lutheran Church of the Master | EN | 3333 Coolidge Hwy | Troy, MI | Paul E. Walters Dylan D. Pyeatt | 1964 | 301 | 301 | 80 | 55 |
| Conference Totals: | | | | | | | 1,236 | 1,073 | 359 | 148 |
| Synod Totals: | | | | | | | 28,994 | 23,572 | 6,385 | 3,580 |

Code Key:

* = 2024 data not available as of report run date

Evangelical Lutheran Church in America
Name and Address Summary Report as of December 31, 2024

Language Codes:

| | | | | | | |
|----------------|---------------|-----------------|---------------|----------------|-----------------|-----------------|
| Amharic [AM] | Cherokee [CK] | Finnish [FI] | Inupiat [IP] | Maban [MB] | Portuguese [PR] | Taiwanese [TI] |
| Anyuak [AN] | Creole [CL] | French [FR] | Japanese [JA] | Mandarin [MA] | Sign [SI] | Tamil [TM] |
| Arabic [AB] | Czech [CZ] | German [GE] | Kiswahil [KI] | Navajo [NV] | Slovak [SL] | Telugu [TE] |
| Batak [BA] | Danish [DA] | Haitian [HA] | Korean [KO] | Norwegian [NO] | Spanish [SP] | Thai [TH] |
| Burmese [BU] | Dinka [DI] | Hmong [HM] | Lakotah [LK] | Nuer [NU] | Swahili [SA] | Tigrinya [TG] |
| Cambodian [CA] | English [EN] | Hungarian [HG] | Lao [LS] | Oromo [OR] | Swedish [SW] | Ukrainian [UK] |
| Cantonese [CH] | Estonian [ES] | Indonesian [ID] | Latvian [LA] | Paiute [PT] | Tagalog [TA] | Urdu [UR] |
| | | | | | | Vietnamese [VI] |

Code Key:

* = 2024 data not available as of report run date

Evangelical Lutheran Church in America
Form A - Congregation Finances as of December 31, 2024

6A Southeast Michigan Synod, Elca

| Cong ID | Congregation Name and City | Regular Giving | Total Receipts | Total Assets | Total Indebtedness | Current Operating Expenses | Mission Support | Non-Mission Support | Total Disbursements |
|------------------------------------|-------------------------------------|--------------------|--------------------|---------------------|--------------------|----------------------------|-----------------|---------------------|---------------------|
| Conference: 01 Conference 1 | | | | | | | | | |
| 07313 | Lord Of Life, Brighton | 209,578 | 234,868 | 678,619 | 464,948 | 177,596 | 4,000 | 9,669 | 223,399 |
| 11232 | St George, Brighton | 276,683 | 291,107 | 1,510,244 | 0 | 195,787 | 24,000 | 13,850 | 238,637 |
| 02765* | Our Risen Lord, Burton | 140,936 | 158,351 | 2,215,670 | 0 | 148,290 | 7,500 | 3,511 | 170,179 |
| 02762 | Transfiguration, Fenton | 196,738 | 211,836 | 1,331,636 | 330,178 | 203,197 | 7,000 | 1,000 | 248,313 |
| 02766* | Salem, Flint | 64,255 | 209,903 | 2,219,796 | 0 | 87,044 | 3,000 | 0 | 223,377 |
| 07512 | King of Glory Evangelical, Flushing | 52,686 | 63,576 | 781,252 | 0 | 63,699 | 2,500 | 3,800 | 69,999 |
| 11277 | St John's, Fowlerville | 213,589 | 220,539 | 157,077 | 0 | 244,209 | 13,500 | 0 | 261,709 |
| 11276 | Holy Spirit, Grand Blanc | 387,798 | 484,564 | 4,467,889 | 182,366 | 339,302 | 18,000 | 1,324 | 408,499 |
| 16218 | All Saints, Hartland | 214,457 | 242,336 | 1,331,641 | 1,109,392 | 162,566 | 0 | 8,043 | 275,201 |
| 11293 | Grace, Howell | 160,211 | 206,386 | 475,862 | 0 | 174,541 | 0 | 8,026 | 191,857 |
| 16039 | Shalom, Pinckney | 496,062 | 653,404 | 3,100,014 | 875,587 | 610,686 | 3,600 | 7,422 | 633,083 |
| 11381 | Messiah Evangelical, Swartz Creek | 69,225 | 70,305 | 377,000 | 0 | 56,023 | 2,572 | 4,825 | 65,420 |
| | Conference Totals | \$2,482,218 | \$3,047,175 | \$18,646,700 | \$2,962,471 | \$2,462,940 | \$85,672 | \$61,470 | \$3,009,673 |
| Conference: 02 Conference 2 | | | | | | | | | |
| 02751* | Trinity, Brown City | 40,071 | 54,768 | 0 | 2,500 | 27,414 | 5,000 | 1,489 | 36,507 |
| 11234 | St John, Capac | 162,795 | 230,100 | 4,989,481 | 0 | 131,511 | 4,628 | 7,000 | 154,978 |
| 11310 | St Paul, Casco | 286,357 | 350,212 | 3,298,989 | 0 | 164,368 | 4,015 | 15,090 | 404,275 |
| 11297 | St Paul's, Imlay City | 231,822 | 251,890 | 2,001,555 | 0 | 248,543 | 14,500 | 7,285 | 291,818 |
| 11328* | St Peter, Lenox | 25,542 | 25,542 | 0 | 0 | 43,817 | 0 | 0 | 43,817 |
| 11309 | St Martin, Marine City | 154,620 | 164,276 | 2,254,173 | 0 | 139,562 | 4,300 | 2,200 | 146,062 |
| 20129 | Pilgrim, Marysville | 238,059 | 264,019 | 590,730 | 0 | 244,841 | 18,300 | 3,858 | 272,999 |
| 11326 | St John's, New Baltimore | 147,124 | 205,726 | 3,441,055 | 1,003 | 96,171 | 3,284 | 14,889 | 151,891 |
| 20132 | Our Saviour, Port Huron | 66,788 | 345,397 | 6,164,121 | 0 | 93,488 | 3,600 | 869 | 116,339 |
| 11353 | St Martin, Port Huron | 48,139 | 48,139 | 248,022 | 0 | 35,375 | 1,966 | 0 | 58,421 |
| 11354 | St Paul, Port Huron | 182,689 | 234,617 | 2,453,476 | 0 | 169,244 | 8,554 | 17,895 | 237,438 |
| 11359 | Trinity, Richmond | 110,896 | 137,243 | 3,817,618 | 97,000 | 143,583 | 1,323 | 4,700 | 172,224 |
| 11364* | St John, Romeo | 215,051 | 328,861 | 3,155,155 | 0 | 245,117 | 5,000 | 7,370 | 331,920 |
| 11375 | St Peter, Saint Clair | 167,752 | 230,368 | 522,574 | 0 | 148,797 | 11,840 | 27,811 | 292,911 |
| | Conference Totals | \$2,077,705 | \$2,871,158 | \$32,936,949 | \$100,503 | \$1,931,831 | \$86,310 | \$110,456 | \$2,711,600 |
| Conference: 03 Conference 3 | | | | | | | | | |
| 11223 | Beautiful Savior, Bloomfield Hills | 775,459 | 1,061,298 | 3,822,431 | 0 | 831,862 | 23,275 | 41,000 | 935,631 |
| 02752 | Calvary, Clarkston | 992,364 | 1,468,520 | 8,601,300 | 1,326,353 | 1,017,333 | 67,000 | 26,466 | 1,134,123 |
| 02784 | King of Kings, Lake Orion | 449,327 | 498,531 | 0 | 0 | 338,465 | 2,250 | 18,309 | 476,384 |
| 02775 | Abiding Presence, Rochester Hills | 466,776 | 501,347 | 7,176,030 | 635,843 | 314,807 | 9,940 | 6,737 | 464,300 |

Evangelical Lutheran Church in America
Form A - Congregation Finances as of December 31, 2024

6A Southeast Michigan Synod, Elca

| Cong ID | Congregation Name and City | Regular Giving | Total Receipts | Total Assets | Total Indebtedness | Current Operating Expenses | Mission Support | Non-Mission Support | Total Disbursements |
|------------------------------------|---|--------------------|--------------------|---------------------|--------------------|----------------------------|------------------|---------------------|---------------------|
| 02782 | Christ, Waterford | 304,297 | 340,725 | 2,570,915 | 0 | 254,552 | 7,200 | 29,040 | 317,287 |
| 11382 | Spirit Of Grace Church, West Bloomfield | 103,948 | 155,587 | 311,513 | 0 | 144,749 | 5,147 | 5,147 | 172,259 |
| | Conference Totals | \$3,092,171 | \$4,026,008 | \$22,482,189 | \$1,962,196 | \$2,901,768 | \$114,812 | \$126,699 | \$3,499,984 |
| Conference: 04 Conference 4 | | | | | | | | | |
| 11319 | American, Clinton Township | 142,830 | 176,145 | 2,900,436 | 0 | 193,252 | 5,000 | 1,115 | 199,367 |
| 11279 | Cross, Clinton Township | 173,283 | 223,283 | 1,805,842 | 0 | 193,283 | 1,000 | 0 | 222,283 |
| 30059 | King of Kings, Shelby Township | 639,010 | 672,054 | 2,840,135 | 533,495 | 434,129 | 36,500 | 31,019 | 591,731 |
| 11400 | Christ, Sterling Heights | 254,017 | 290,823 | 5,008,705 | 200,465 | 173,232 | 16,159 | 36,946 | 246,857 |
| 11379* | Fellowship, Sterling Heights | 32,569 | 59,846 | 0 | 0 | 51,777 | 1,425 | 3,332 | 56,534 |
| 30396 | Amazing Grace, Warren | 166,303 | 166,303 | 2,570 | 20,964 | 167,330 | 3,415 | 3,590 | 195,299 |
| 11405* | Mount Calvary, Warren | 35,363 | 84,930 | 19,916 | 0 | 64,313 | 750 | 0 | 79,862 |
| 02759 | St Peter, Warren | 105,672 | 124,101 | 1,237,496 | 0 | 126,745 | 4,000 | 3,206 | 133,951 |
| | Conference Totals | \$1,549,047 | \$1,797,485 | \$13,815,100 | \$754,924 | \$1,404,061 | \$68,249 | \$79,208 | \$1,725,884 |
| Conference: 05 Conference 5 | | | | | | | | | |
| 20121 | St James, Grosse Pointe Farms | 217,017 | 341,151 | 8,797,912 | 0 | 273,542 | 13,700 | 1,992 | 296,590 |
| 11285* | St Paul, Grosse Pointe Farms | 413,712 | 547,898 | 1,365,870 | 0 | 375,884 | 19,760 | 4,489 | 400,133 |
| 11286* | First English, Grosse Pointe Woods | 311,865 | 627,047 | 5,836,638 | 1,169,885 | 545,193 | 12,000 | 7,117 | 763,012 |
| 02770 | Bethlehem, Harrison Township | 47,456 | 47,456 | 0 | 0 | 21,645 | 695 | 0 | 22,340 |
| 02776* | Bethany, Roseville | 44,243 | 53,418 | 400,200 | 0 | 56,230 | 435 | 0 | 56,665 |
| 11365* | St Mark, Roseville | 288,400 | 295,400 | 0 | 0 | 188,150 | 0 | 4,150 | 192,300 |
| 11376 | Bethel, Saint Clair Shores | 241,082 | 330,815 | 2,121,702 | 0 | 261,289 | 12,119 | 14,424 | 296,550 |
| 02779 | Triumphant Cross, Saint Clair Shores | 73,664 | 130,462 | 1,115,658 | 0 | 88,598 | 1,200 | 3,079 | 124,178 |
| | Conference Totals | \$1,637,439 | \$2,373,647 | \$19,637,980 | \$1,169,885 | \$1,810,531 | \$59,909 | \$35,251 | \$2,151,768 |
| Conference: 06 Conference 6 | | | | | | | | | |
| 16344 | Genesis, Detroit | 166,035 | 211,154 | 600,740 | 76,000 | 208,081 | 11,056 | 0 | 265,203 |
| 02797* | Good Shepherd, Detroit | 44,515 | 44,515 | 235,000 | 1,800 | 27,830 | 0 | 9,800 | 41,580 |
| 30954 C | Grace in Action, Detroit | 3,000 | 46,000 | 401,000 | 0 | 24,000 | 0 | 0 | 27,000 |
| 11254 | Gracious Saviour, Detroit | 73,560 | 87,617 | 5,179 | 0 | 73,018 | 8,700 | 0 | 81,718 |
| 20117 | Iroquois Avenue Christ, Detroit | 84,357 | 155,487 | 7,648,730 | 44,874 | 165,948 | 1,659 | 12,579 | 183,916 |
| 31334 | Love Rising, Detroit | 94,107 | 159,037 | 641,448 | 76,403 | 246,745 | 15,750 | 0 | 276,511 |
| 30315 | Revelation, Detroit | 33,896 | 38,911 | 0 | 0 | 31,169 | 1,200 | 0 | 35,130 |
| | Conference Totals | \$499,470 | \$742,721 | \$9,532,097 | \$199,077 | \$776,791 | \$38,365 | \$22,379 | \$911,058 |
| Conference: 07 Conference 7 | | | | | | | | | |
| 02807 | Faith, Brownstown | 192,746 | 214,198 | 67,101 | 50,299 | 97,674 | 15,630 | 655 | 125,364 |

Evangelical Lutheran Church in America
Form A - Congregation Finances as of December 31, 2024

6A Southeast Michigan Synod, Elca

| Cong ID | Congregation Name and City | Regular Giving | Total Receipts | Total Assets | Total Indebtedness | Current Operating Expenses | Mission Support | Non-Mission Support | Total Disbursements |
|---------|--------------------------------|--------------------|--------------------|---------------------|--------------------|----------------------------|-----------------|---------------------|---------------------|
| 02788 | Hope, Dearborn | 200,023 | 264,904 | 6,650,369 | 0 | 234,454 | 9,694 | 6,457 | 250,605 |
| 30490 C | Mother Of The Savior, Dearborn | 17,442 | 24,207 | 0 | 0 | 51,915 | 0 | 0 | 51,915 |
| 11239 | St Paul, Dearborn | 359,625 | 572,819 | 1,974,900 | 0 | 339,813 | 24,131 | 39,190 | 423,584 |
| 02808 | Good Hope, Garden City | 179,798 | 200,483 | 0 | 0 | 221,659 | 1,103 | 23,565 | 246,327 |
| 02818 | St Thomas, Grosse Ile | 331,544 | 347,621 | 3,878,584 | 0 | 163,096 | 2,496 | 2,695 | 350,673 |
| 31118 | Unity, Southgate | 53,312 | 137,292 | 5,559,568 | 0 | 119,840 | 8,700 | 7,761 | 136,721 |
| 02816 | St Philip, Trenton | 111,576 | 194,514 | 2,259,274 | 14,591 | 222,091 | 2,000 | 3,016 | 231,572 |
| | Conference Totals | \$1,446,066 | \$1,956,038 | \$20,389,796 | \$64,890 | \$1,450,542 | \$63,754 | \$83,339 | \$1,816,761 |

Conference: 08 Conference 8

| | | | | | | | | | |
|--------|------------------------------------|--------------------|--------------------|---------------------|--------------------|--------------------|------------------|-----------------|--------------------|
| 20120 | Hope, Farmington Hills | 562,841 | 656,063 | 2,153,489 | 269,137 | 543,467 | 41,700 | 856 | 612,300 |
| 11274 | St John, Farmington Hills | 459,942 | 507,919 | 3,507,544 | 1,146,301 | 261,706 | 9,500 | 500 | 311,119 |
| 30185 | Emmanuel, Livonia | 310,984 | 366,337 | 4,589,143 | 0 | 311,203 | 23,426 | 9,358 | 367,999 |
| 02819 | Holy Cross, Livonia | 425,109 | 614,296 | 1,419,075 | 0 | 452,416 | 36,136 | 15,634 | 623,768 |
| 20127 | Holy Trinity, Livonia | 384,495 | 384,495 | 0 | 0 | 494,773 | 0 | 0 | 494,773 |
| 11305* | Timothy, Livonia | 108,900 | 129,512 | 1,249,299 | 0 | 74,294 | 0 | 860 | 111,164 |
| 02817 | Shepherd of the Lakes, Walled Lake | 312,050 | 312,050 | 0 | 0 | 297,420 | 10,620 | 0 | 308,040 |
| 02748 | Holy Spirit, West Bloomfield | 180,808 | 198,283 | 2,146,000 | 0 | 183,468 | 5,000 | 687 | 210,780 |
| 31048* | Celebration, Westland | 285,658 | 300,658 | 2,291,100 | 342,000 | 300,373 | 25,000 | 7,000 | 356,373 |
| | Conference Totals | \$3,030,787 | \$3,469,613 | \$17,355,650 | \$1,757,438 | \$2,919,120 | \$151,382 | \$34,895 | \$3,396,316 |

Conference: 09 Conference 9

| | | | | | | | | | |
|--------|-----------------------------|--------------------|--------------------|---------------------|------------------|--------------------|------------------|-----------------|--------------------|
| 02821* | Christ The Redeemer, Adrian | 56,872 | 76,580 | 1,152,764 | 153,181 | 64,591 | 405 | 0 | 74,671 |
| 11226 | St Paul, Blissfield | 106,336 | 106,336 | 0 | 0 | 110,615 | 0 | 0 | 110,615 |
| 11266 | St John, Dundee | 124,159 | 211,093 | 2,197,516 | 0 | 171,711 | 8,243 | 55 | 188,709 |
| 11295 | Immanuel, Ida | 55,849 | 74,948 | 63,217 | 0 | 78,415 | 550 | 1,898 | 80,915 |
| 11296 | Prince Of Peace, Ida | 295,179 | 442,230 | 5,615,436 | 0 | 276,928 | 0 | 0 | 276,928 |
| 11312 | St Paul, Maybee | 8,800 | 25,786 | 2,826,100 | 0 | 57,500 | 62,739 | 22,179 | 231,118 |
| 02841 | Christ, Monroe | 153,833 | 217,390 | 1,249,328 | 0 | 142,215 | 4,560 | 0 | 173,150 |
| 11317* | Good Shepherd, Monroe | 30,068 | 30,068 | 0 | 0 | 72,100 | 0 | 0 | 72,100 |
| 11339 | Immanuel, Palmyra | 161,879 | 161,879 | 0 | 0 | 130,041 | 8,000 | 0 | 138,041 |
| 11346 | Zion, Petersburg | 110,979 | 145,221 | 150,871 | 0 | 115,126 | 2,635 | 9,949 | 127,710 |
| 11361* | Trinity, Riga | 66,580 | 71,532 | 596,062 | 0 | 87,715 | 6,708 | 0 | 115,753 |
| 02846 | Gloria Dei, Tecumseh | 286,887 | 325,730 | 4,664,663 | 608,034 | 237,590 | 14,000 | 13,924 | 354,577 |
| 11392* | St Luke's, Temperance | 297,456 | 307,372 | 0 | 0 | 367,643 | 9,616 | 0 | 377,259 |
| 02847 | St Paul, Temperance | 117,352 | 121,852 | 0 | 0 | 97,593 | 0 | 4,337 | 101,930 |
| | Conference Totals | \$1,872,229 | \$2,318,017 | \$18,515,957 | \$761,215 | \$2,009,783 | \$117,456 | \$52,342 | \$2,423,476 |

Evangelical Lutheran Church in America
Form A - Congregation Finances as of December 31, 2024

6A Southeast Michigan Synod, Elca

| Cong ID | Congregation Name and City | Regular Giving | Total Receipts | Total Assets | Total Indebtedness | Current Operating Expenses | Mission Support | Non-Mission Support | Total Disbursements |
|-------------------------------------|---|---------------------|---------------------|----------------------|---------------------|----------------------------|--------------------|---------------------|---------------------|
| Conference: 10 Conference 10 | | | | | | | | | |
| 11219 | King Of Kings, Ann Arbor | 138,584 | 191,628 | 140,895 | 121,826 | 74,465 | 5,506 | 10,058 | 144,522 |
| 16423* | Lord Of Light, Ann Arbor | 47,290 | 47,290 | 0 | 0 | 70,200 | 0 | 0 | 70,200 |
| 02825 | Trinity, Ann Arbor | 533,341 | 649,799 | 2,957,979 | 0 | 510,284 | 26,100 | 38,361 | 675,442 |
| 11220 | Zion, Ann Arbor | 781,391 | 1,247,303 | 14,261,193 | 0 | 1,002,481 | 47,020 | 70,934 | 1,294,740 |
| 11237 | Zion, Chelsea | 319,289 | 365,128 | 6,370,242 | 3,871 | 227,760 | 8,200 | 15,500 | 476,922 |
| 11418 | Emmanuel, Ypsilanti | 221,973 | 311,794 | 5,690,560 | 1,664 | 256,298 | 18,558 | 5,285 | 295,019 |
| | Conference Totals | \$2,041,868 | \$2,812,942 | \$29,420,869 | \$127,361 | \$2,141,488 | \$105,384 | \$140,138 | \$2,956,845 |
| Conference: 11 Conference 11 | | | | | | | | | |
| 07614 | Cana, Berkley | 158,270 | 201,294 | 1,634,416 | 0 | 188,276 | 6,770 | 39,500 | 234,546 |
| 31457 | Spirit Of Christ, Clawson | 349,655 | 686,296 | 8,105,591 | 0 | 451,024 | 25,936 | 37,474 | 520,034 |
| 11275 | Zion, Ferndale | 266,898 | 325,223 | 451,474 | 32,779 | 276,888 | 26,208 | 844 | 340,414 |
| 02850 | Faith Lutheran Church D/B/A Holy Faith Church, Saline | 214,708 | 346,368 | 2,128,193 | 0 | 199,524 | 17,088 | 17,665 | 242,787 |
| 02813 | Emmanuel, Southfield | 113,863 | 153,334 | 684,324 | 0 | 165,750 | 6,049 | 330 | 172,129 |
| 11224* | Peace, Southfield | 45,916 | 89,794 | 593,086 | 135,000 | 79,495 | 500 | 1,000 | 89,102 |
| 02783 | Lutheran Church of the Master, Troy | 629,394 | 713,896 | 5,337,498 | 0 | 484,793 | 27,000 | 32,000 | 705,144 |
| | Conference Totals | \$1,778,704 | \$2,516,205 | \$18,934,582 | \$167,779 | \$1,845,750 | \$109,551 | \$128,813 | \$2,304,156 |
| | Synod Totals | \$21,507,704 | \$27,931,009 | \$221,667,869 | \$10,027,739 | \$21,654,605 | \$1,000,844 | \$874,990 | \$26,907,521 |

6A Southeast Michigan Synod, Elca

| Summary of Membership Statistics Totals -- End of Year | 2023 | 2024 | Change | Percent | Analysis of Attendance | 2023 | 2024 |
|---|--------|--------|--------|---------|---|-------|-------|
| Congregations | 99 | 99 | 0 | 0.00 | Avg. # weeks congregations worshipped (on-site) | 45 | 45 |
| Congregations - Organized | 97 | 97 | 0 | 0.00 | Avg. # weeks congregations worshipped (online) | 36 | 36 |
| Congregations - Under Development | 2 | 2 | 0 | 0.00 | Total avg. weekly worship attendance (on-site) | 6,087 | 6,385 |
| Congregations - Filed Form A | 85 | 79 | -6 | -7.06 | Total avg. weekly worship attendance (online) | 3,863 | 3,580 |
| Baptized Members | 29,696 | 28,994 | -702 | -2.36 | Avg. att. per congregation (on-site) | 68 | 69 |
| Average Baptized Members per Congregation | 306 | 299 | -7 | -2.36 | Avg. att. per congregation (online) | 54 | 51 |
| Confirmed Members | 23,379 | 23,572 | 193 | 0.83 | Average att. as a percentage of baptized membership (on-site) | 20.50 | 22.02 |
| Average Confirmed Members per Congregation | 241 | 243 | 2 | 0.83 | Average att. as a percentage of baptized membership (online) | 13.01 | 12.35 |
| Analysis of Membership Gains and Losses | | | | | | | |
| Baptized Members -- Received | | | | | | | |
| By Baptism - Children Under Age 16 | 250 | 247 | -3 | -1.20 | | | |
| By Baptism - Adults Age 16 and Older | 35 | 30 | -5 | -14.29 | | | |
| By Affirmation of Faith | 299 | 306 | 7 | 2.34 | | | |
| By Transfer | 532 | 282 | -250 | -46.99 | | | |
| From Other Sources and Stat Adjs | 178 | 209 | 31 | 17.42 | | | |
| Baptized Members -- Total Received | 1,294 | 1,074 | -220 | -17.00 | | | |
| Baptized Members -- Removed | | | | | | | |
| By Death | 367 | 339 | -28 | -7.63 | | | |
| By Transfer | 151 | 154 | 3 | 1.99 | | | |
| For Other Reasons and Stat Adjs | 1,917 | 1,480 | -437 | -22.80 | | | |
| Baptized Members -- Total Removed | 2,435 | 1,973 | -462 | -18.97 | | | |
| Baptized Members Confirmed | 143 | 123 | -20 | -13.99 | | | |
| Active Participants | 15,576 | 16,050 | 474 | 3.04 | | | |

6A Southeast Michigan Synod, Elca

| Summary of Financial Statistics | 2023 | 2024 | Change | Percent | Statistical Analysis | |
|---|------------|------------|------------|---------|---------------------------------------|------------|
| Totals -- End of Year | | | | | Averages per Congregation Reporting | |
| Total Receipts | 27,605,313 | 27,931,009 | 325,696 | 1.18 | Total Receipts (/99) | 282,131.40 |
| Total Disbursements ** | 26,814,892 | 26,907,521 | 92,629 | 0.35 | Total Disburse (/99) | 271,793.14 |
| Total Indebtedness on Dec 31 | 12,980,745 | 10,027,739 | -2,953,006 | -22.75 | Total Indebtedness (/30) | 334,257.97 |
| Projected Mission Support | 2,184,302 | 1,377,622 | -806,680 | -36.93 | | |
| Average Total Giving / Bapt Member | 779.24 | 851.44 | 72.20 | 9.27 | Percent Congs With No Debt | 69.70 |
| Average Total Giving / Conf Member | 989.79 | 1047.29 | 57.50 | 5.81 | | |
| Detail of Financial Statistics - Receipts | | | | | | |
| Regular Giving | 20,600,167 | 21,507,704 | 907,537 | 4.41 | | |
| Designated Giving | 2,540,164 | 3,178,957 | 638,793 | 25.15 | | |
| Earned Income (any source) | 1,540,182 | 1,746,447 | 206,265 | 13.39 | | |
| Grants (any source) | 688,887 | 271,925 | -416,962 | -60.53 | | |
| All Other Receipts | 2,235,913 | 1,225,976 | -1,009,937 | -45.17 | | |
| Detail of Financial Statistics - Disbursements | | | | | Percent of Total Disbursements | |
| Current Operating Expenses | 21,795,690 | 21,654,605 | -141,085 | -0.65 | Current Operating Expenses | 80.48 |
| Capital Improvements | 1,433,068 | 1,751,074 | 318,006 | 22.19 | Capital Improvements | 6.51 |
| Payments on Debts | 1,093,542 | 1,275,211 | 181,669 | 16.61 | Payments on Debts | 4.74 |
| Mission Support | 912,562 | 1,000,844 | 88,282 | 9.67 | Mission Support | 3.72 |
| Other Synod Benevolence | 223,729 | 152,603 | -71,126 | -31.79 | Other Synod Benevolence | 0.57 |
| Other CWO Benevolence | 47,820 | 59,603 | 11,783 | 24.64 | Other CWO Benevolence | 0.22 |
| Benevolence - Another Country | 106,075 | 57,893 | -48,182 | -45.42 | Benevolence - Another Country | 0.22 |
| Benevolence - Camps | 31,849 | 26,955 | -4,894 | -15.37 | Benevolence - Camps | 0.10 |
| Benevolence - Campus Ministry | 78,928 | 87,023 | 8,095 | 10.26 | Benevolence - Campus Ministry | 0.32 |
| Benevolence - Colleges | 1,000 | 1,000 | 0 | 0.00 | Benevolence - Colleges | 0.00 |
| Benevolence - Seminaries | 13,019 | 8,624 | -4,395 | -33.76 | Benevolence - Seminaries | 0.03 |
| Benevolence - Social Service | 243,014 | 193,325 | -49,689 | -20.45 | Benevolence - Social Service | 0.72 |
| Benevolence - Direct Recipient | 298,663 | 287,964 | -10,699 | -3.58 | Benevolence - Direct Recipient | 1.07 |
| Subtotal Non-Mission Supt Benev | 1,044,097 | 874,990 | -169,107 | -16.20 | Subtotal Non-Mission Supt Benev | 3.25 |
| Other Expenses & Realized Losses | 533,833 | 348,697 | -185,136 | -34.68 | Other Expenses & Realized Losses | 1.30 |

** Total Disbursements may not equal the sum of the disbursements details reported due to previous data not being included in the detail listing.

6A Southeast Michigan Synod, Elca

| Congregations Reporting Ethnic Active Participants | | | | | Percent of Congregations Reporting Ethnic Active Participants | |
|--|------|------|--------|---------|---|-------|
| | 2023 | 2024 | Change | Percent | | |
| African American/Black | 51 | 52 | 1 | 1.96 | African American/Black | 52.53 |
| African National/African Caribbean | 5 | 7 | 2 | 40.00 | African National/African Caribbean | 7.07 |
| American Indian/Alaska Native | 4 | 3 | -1 | -25.00 | American Indian/Alaska Native | 3.03 |
| Arab/Middle Eastern | 13 | 11 | -2 | -15.38 | Arab/Middle Eastern | 11.11 |
| Asian/Pacific Islander | 22 | 19 | -3 | -13.64 | Asian/Pacific Islander | 19.19 |
| Latino/Hispanic | 19 | 21 | 2 | 10.53 | Latino/Hispanic | 21.21 |
| Multiracial | 30 | 32 | 2 | 6.67 | Multiracial | 32.32 |
| White | 94 | 91 | -3 | -3.19 | White | 91.92 |

| Total Ethnic Active Participants | | | | | Percent Ethnic Active Participants | |
|------------------------------------|--------|--------|--------|---------|------------------------------------|-------|
| | 2023 | 2024 | Change | Percent | | |
| African American/Black | 650 | 651 | 1 | 0.15 | African American/Black | 4.27 |
| African National/African Caribbean | 7 | 13 | 6 | 85.71 | African National/African Caribbean | 0.09 |
| American Indian/Alaska Native | 5 | 4 | -1 | -20.00 | American Indian/Alaska Native | 0.03 |
| Arab/Middle Eastern | 89 | 108 | 19 | 21.35 | Arab/Middle Eastern | 0.71 |
| Asian/Pacific Islander | 75 | 64 | -11 | -14.67 | Asian/Pacific Islander | 0.42 |
| Latino/Hispanic | 61 | 132 | 71 | 116.39 | Latino/Hispanic | 0.87 |
| Multiracial | 131 | 155 | 24 | 18.32 | Multiracial | 1.02 |
| White | 14,487 | 14,118 | -369 | -2.55 | White | 92.61 |

6A Southeast Michigan Synod, Elca

(79 Congs Filed)

C31 Languages in which Liturgies are Regularly Conducted

| | | | | |
|-----------|------------|---|------------|------------|
| Amharic | Estonian | 1 | Lao | Swahili |
| Anyuak | Finnish | | Latvian | Swedish |
| Arabic | French | 1 | Maban | Tagalog |
| Batak | German | 1 | Mandarin | Taiwanese |
| Burmese | Haitian | | Navajo | Tamil |
| Cambodian | Hmong | | Norwegian | Telugu |
| Cantonese | Hungarian | | Nuer | Thai |
| Cherokee | Indonesian | | Oromo | Tigrinya |
| Creole | Inupiat | | Paiute | Ukrainian |
| Czech | Japanese | | Portuguese | Urdu |
| Danish | Kiswahili | | Sign | Vietnamese |
| Dinka | Korean | | Slovak | |
| English | Lakotah | | Spanish | 1 |

C32 Disability Assistance Provided

| | |
|---|----|
| Wheelchair Accessibility | 85 |
| Braille Worship Materials | 2 |
| Large Print Worship Materials | 64 |
| Assistive Hearing Devices | 40 |
| Sign Language Interpreters | 4 |
| Mental Health Ministries | 4 |
| Ministry with People with Developmental Disabilities | 10 |
| Specialized Faith Formation for Children or Adults (ADHD, autism, dyslexia, etc.) | 3 |
| No Response to Any | 8 |

Evangelical Lutheran Church in America
Summary of Congregations That Did Not File 2024 Report Form A

6A Southeast Michigan Synod, Elca

| Last Year Filed | Cong ID | Cong Status | Baptized Members | Congregation Name | City, State | Minister | Phone |
|-----------------|---------|-------------|------------------|---------------------|-------------------------|-----------------------|---------------|
| 2002 | 11361 | Org | 157 | Trinity | Riga, MI | | (517)486-2390 |
| 2013 | 11224 | Org | 93 | Peace | Southfield, MI | Timothy E. Larson | (248)642-7047 |
| 2014 | 11286 | Org | 980 | First English | Grosse Pointe Woods, MI | Sean R. Motley | (313)884-5040 |
| 2017 | 11365 | Org | 856 | St Mark | Roseville, MI | George A. Oberle | (586)775-3919 |
| 2018 | 02751 | Org | 83 | Trinity | Brown City, MI | | (810)346-2151 |
| 2019 | 11379 | Org | 126 | Fellowship | Sterling Heights, MI | | (586)977-7377 |
| 2020 | 02776 | Org | 45 | Bethany | Roseville, MI | | (586)294-1090 |
| 2020 | 02821 | Org | 51 | Christ The Redeemer | Adrian, MI | | (517)265-8360 |
| 2020 | 11405 | Org | 107 | Mount Calvary | Warren, MI | | (586)757-0319 |
| 2021 | 11392 | Org | 909 | St Luke's | Temperance, MI | | (734)847-8275 |
| 2022 | 11285 | Org | 446 | St Paul | Grosse Pointe Farms, MI | | (313)881-6670 |
| 2023 | 02765 | Org | 199 | Our Risen Lord | Burton, MI | Sean F. Myers | (810)742-3780 |
| 2023 | 02766 | Org | 141 | Salem | Flint, MI | Monica M. Villarreal | (810)235-0863 |
| 2023 | 02797 | Org | 36 | Good Shepherd | Detroit, MI | | (313)341-3978 |
| 2023 | 11305 | Org | 58 | Timothy | Livonia, MI | | (734)427-2290 |
| 2023 | 11317 | Org | 278 | Good Shepherd | Monroe, MI | | (734)242-3770 |
| 2023 | 11328 | Org | 100 | St Peter | Lenox, MI | | (586)749-5260 |
| 2023 | 11364 | Org | 316 | St John | Romeo, MI | Darcy M. Reis | (586)752-4588 |
| 2023 | 16423 | Org | 58 | Lord Of Light | Ann Arbor, MI | Elizabeth B. Friedman | (734)668-7622 |
| 2023 | 31048 | Org | 406 | Celebration | Westland, MI | James L. Fogle | (734)582-4112 |

Synod Total: 20 Congregation(s)