

2024

Synod Data Toolkit

La Crosse Area Synod (5L)

Office of the Secretary
December 2025



Evangelical
Lutheran Church
in America

This page intentionally left blank.

Table of Contents

03

Synod Summary

23

Baptisms by Congregation

05

Synod Trend Tables & Charts

28

Congregation Reports

18

Baptized Members, Average
Attendance, and Active
Participants

Summary of Membership, Participation, and Attendance

5L - La Crosse Area

Baptized membership has declined 22% over the past eight years, changing from 32,773 in 2017 to 25,707 in 2024. Over this same time period, the overall ELCA baptized membership decreased 23%.

Since 2017, **active participation** has shrunk 15%, moving from 16,723 to 14,167 with a rise of 84 in the most recent year. When looking at participation changes between 2020 and 2024 there was a 7% decrease. Since 2017, active participation in the ELCA overall has decreased by 38% (approximately 5% per year). Since 2020, active participation has decreased at a slightly slower rate of 16% (approximately 4% per year).

In-person worship attendance has declined 33% from 6,658 in 2017 to 4,468 in 2024. Some of this decline is made up by attenders worshiping online (3,927 in 2024). It is important to note that beginning in 2020, congregations were asked specifically about their in-person and online worship attendance separately. In-person worship attendance has increased 15% since 2020 from 3,899 to 4,468 in 2024. Since 2020, the overall ELCA in-person worship attendance increased 30% from 404,611 to 525,792 in 2024.

Summary of Finances

5L - La Crosse Area

Regular giving has risen by 2% since 2017, moving from \$10,492,968 in 2017 to \$10,684,648 in 2024. Over this period, inflation was 28%. Since 2020, regular giving has increased by 12% in the synod and decreased by 2.5% in the ELCA overall; inflation was 21% during this time period.

Mission support has decreased 2% since 2017, from \$782,539 to \$766,553 in 2024. The ELCA overall experienced a 12% decline over the same period. Since 2020, mission support has increased by 2% in the synod and decreased by 7% in the ELCA overall.

Operating expenses have increased by 2%, standing at \$9,912,119 in 2024 compared to \$9,743,994 in 2017. They have increased by 4% for the ELCA overall during this time. Since 2020, operating expenses have increased by 10% in the synod and increased 8% in the ELCA overall.

Synod Trend Tables and Charts

- Synod Trend Tables
- Synod Trend Charts
- Congregations by Size
- Growth & Decline Tables

Annual Congregation Report

Trends for 5L - La Crosse Area

	2017	2018	2019	2020	2021	2022	2023	2024
Number of Organized Congregations	74	74	73	73	73	73	73	73
Baptized Membership	32,773	31,093	30,109	29,513	29,365	28,427	27,333	25,707
Members Received By:								
Baptism: Children	350	312	311	190	205	214	242	231
Baptism: Adults	15	17	12	7	6	16	18	9
Affirmation of Faith	184	129	173	93	66	104	146	127
Transfer	318	351	346	168	191	247	208	269
Other and Statistical Adjustment	167	42	50	9	32	28	84	71
Members Removed By:								
Death	404	340	288	317	328	325	327	343
Transfer	209	179	231	110	138	219	132	129
Other and Statistical Adjustment	439	2,127	1,043	552	215	1,079	1,291	1,882
Baptized Members Confirmed	378	350	268	231	313	249	261	254
Confirmed Members	25,866	24,444	23,650	22,890	23,004	21,734	20,114	19,441
Active Participants	16,723	17,282	16,224	15,265	14,311	12,490	14,083	14,167
Average Attendance	6,658	6,290	6,121	Not collected	Not collected	Not collected	Not collected	Not collected
Average Attendance - On-site				3,899	3,135	3,747	4,301	4,468
Average Attendance - Online				9,092	6,753	3,711	3,510	3,927
Racial/Ethnic Composition of Active Participants								
African American/Black	45	37	41	36	42	42	101	56
African National/African Caribbean	6	7	7	4	2	2	1	1
American Indian/Alaska Native	7	8	14	8	13	13	16	20
Arab/Middle Eastern	0	1	1	1	1	0	2	1
Asian/Pacific Islander	41	42	35	36	34	32	39	37
Multi-Racial/Multi-Ethnic	80	86	79	101	72	65	125	87
Other	3	0	Omitted	Omitted	Omitted	Omitted	Omitted	Omitted
Hispanic/Latino	26	31	48	38	40	34	47	44
White	16,507	17,070	15,999	15,466	14,107	12,271	13,613	13,372

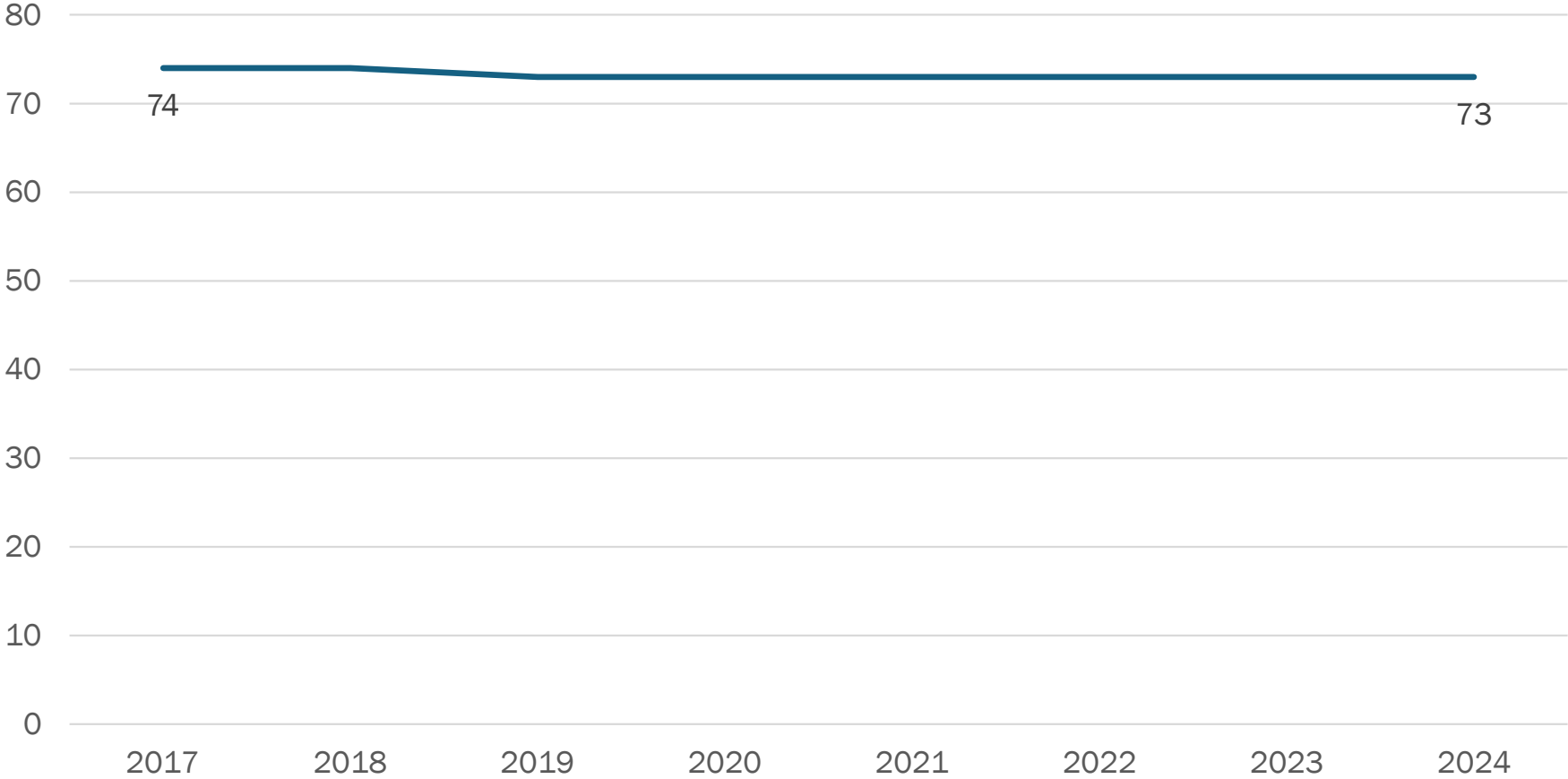
Annual Congregation Report

Trends for 5L - La Crosse Area

	2017	2018	2019	2020	2021	2022	2023	2024
Regular Giving by Members	\$10,492,968	\$9,909,313	\$10,069,502	\$9,552,011	\$9,892,098	\$9,724,481	\$10,015,916	\$10,684,648
Designated Giving by Members	\$1,544,210	\$1,643,864	\$1,432,451	\$955,721	\$1,173,770	\$1,243,898	\$1,283,035	\$2,275,092
Earned Income (any source)	\$476,395	\$402,165	\$821,126	\$382,043	\$557,817	\$329,232	\$483,425	\$664,671
Grants & Partnership Support	\$84,525	\$72,327	\$64,224	\$537,164	\$267,750	\$143,183	\$155,120	\$191,569
Other Receipts	\$916,564	\$949,042	\$611,756	\$1,448,547	\$1,326,899	\$1,276,970	\$1,201,058	\$1,001,176
Total Receipts	\$13,514,662	\$12,976,711	\$12,999,059	\$12,875,486	\$13,218,334	\$12,717,764	\$13,138,554	\$14,817,156
Total Indebtedness	\$3,113,279	\$3,583,462	\$3,302,353	\$3,810,091	\$3,000,857	\$3,573,224	\$2,284,192	\$1,406,337
Intended Mission Support	\$835,466	\$808,322	\$1,048,189	\$793,704	\$792,394	\$730,046	\$795,851	\$802,093
Current Operating Expenses	\$9,743,994	\$9,915,056	\$9,596,787	\$9,048,953	\$9,212,249	\$9,654,633	\$9,916,883	\$9,912,119
Capital Improvements	\$1,022,149	\$756,646	\$771,010	\$775,851	\$428,227	\$745,690	\$593,645	\$1,232,975
Payments on Debt	\$882,740	\$493,369	\$585,807	\$890,052	\$749,115	\$556,065	\$516,125	\$995,193
Mission Support	\$782,539	\$778,405	\$754,497	\$754,945	\$777,922	\$762,195	\$765,121	\$766,553
as % of Total Disbursements	6.00	6.21	5.94	6.03	6.40	5.85	5.82	5.42
as % of Regular Giving	7.46	7.86	7.49	7.90	7.86	7.84	7.64	7.17
Other Benevolence sent directly:								
To the synod	\$178,537	\$167,639	\$147,581	\$96,196	\$127,211	\$158,209	\$170,302	\$150,152
To the churchwide organization	\$26,121	\$34,154	\$23,500	\$19,294	\$20,104	\$36,764	\$26,817	\$18,975
For activity in another country	\$24,355	\$18,870	\$93,601	\$23,925	\$14,799	\$28,944	\$25,111	\$23,310
To camps	\$42,662	\$41,693	\$46,751	\$44,822	\$73,155	\$43,832	\$44,372	\$44,944
To colleges	\$2,198	\$500	\$9,690	\$100	\$1,600	\$0	\$0	\$0
To seminaries	\$368	\$2,600	\$870	\$0	\$450	\$0	\$1,698	\$1,500
To social service organizations	\$53,283	\$34,228	\$35,416	\$46,956	\$74,919	\$73,605	\$54,287	\$73,189
To campus ministry	\$28,061	\$27,616	\$21,562	\$23,233	\$21,234	\$18,980	\$24,220	\$17,475
All other benevolence	\$166,528	\$193,280	\$199,450	\$197,413	\$108,714	\$132,450	\$165,499	\$153,734
Non-mission support benevolence	\$522,113	\$520,580	\$578,421	\$451,939	\$442,186	\$492,784	\$512,306	\$483,279
Other expenses	\$85,874	\$71,395	\$413,972	\$607,748	\$550,471	\$822,581	\$834,830	\$745,067
Sum of Disbursements	\$13,039,409	\$12,535,451	\$12,700,494	\$12,529,488	\$12,160,170	\$13,033,948	\$13,138,910	\$14,135,186

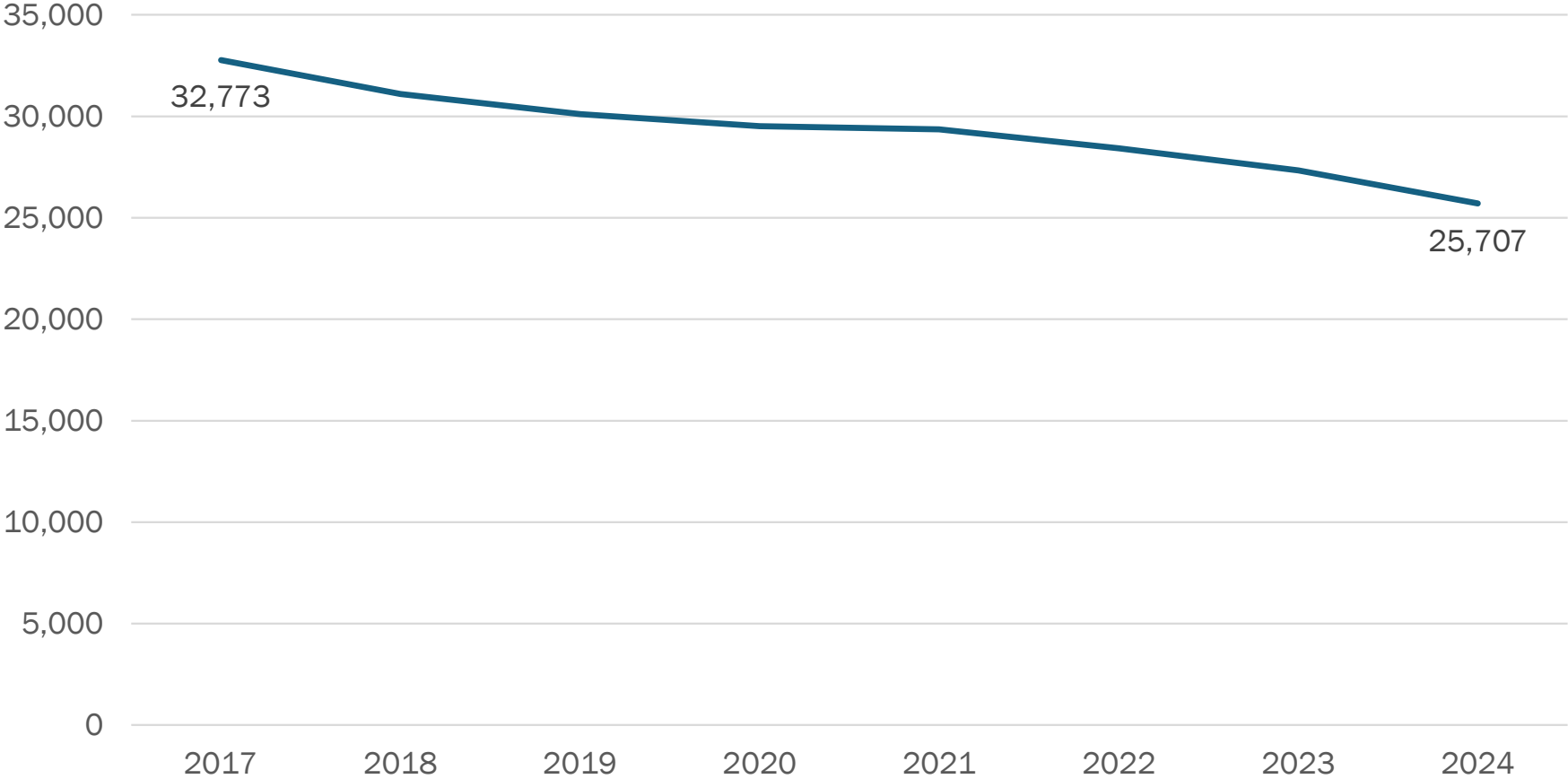
Number of Organized Congregations (2017-2024)

5L - La Crosse Area



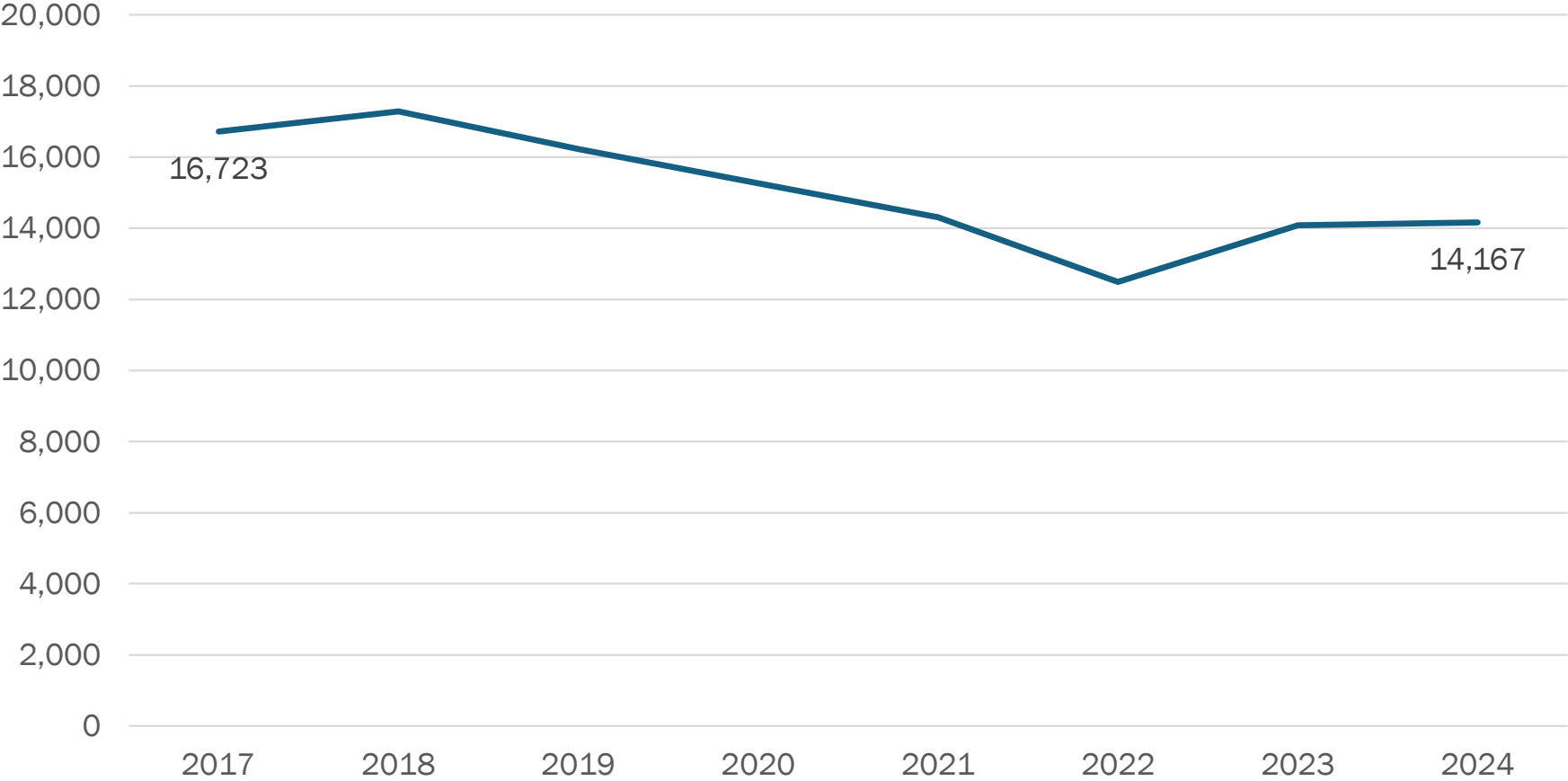
Baptized Membership (2017-2024)

5L - La Crosse Area



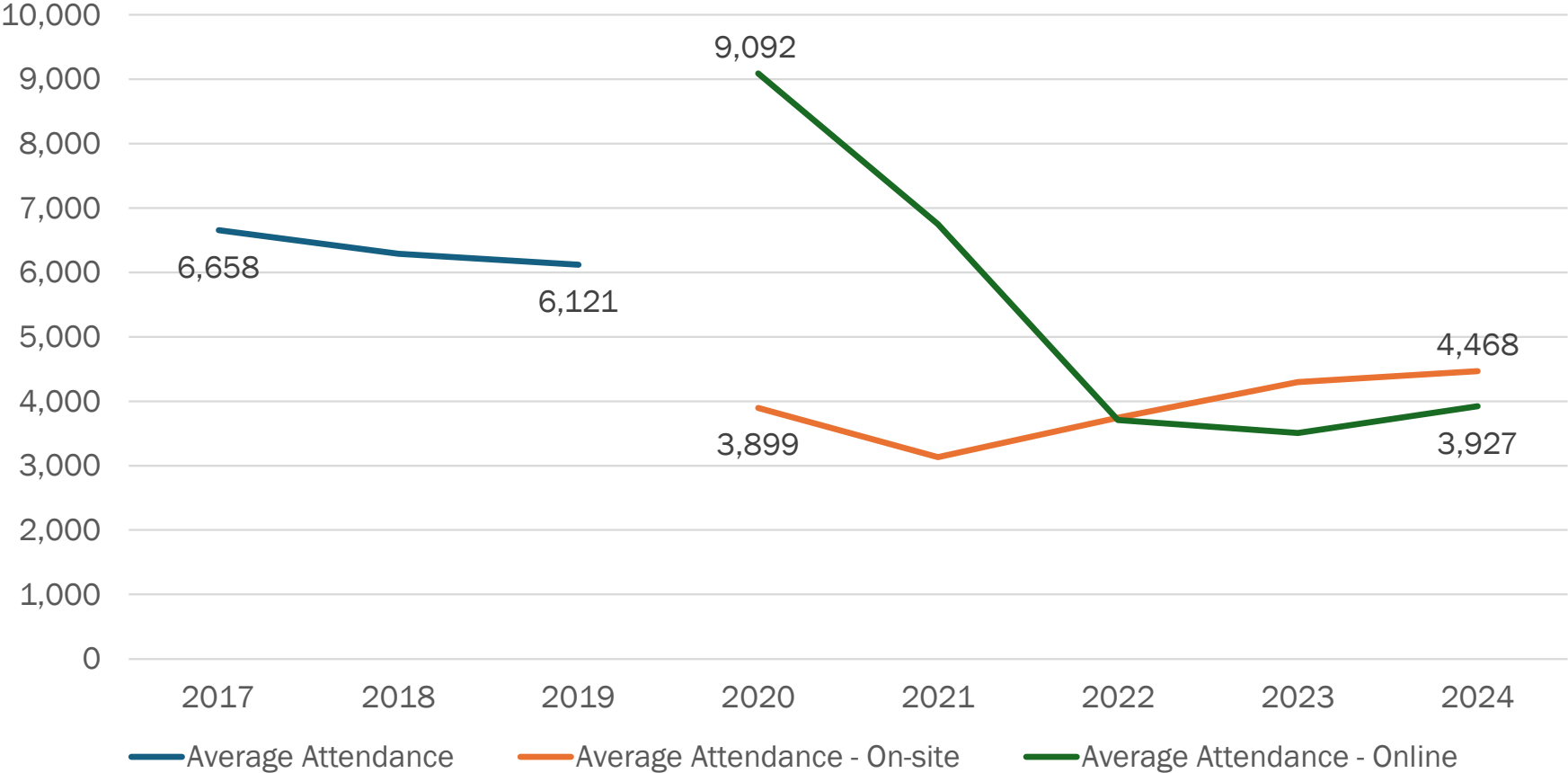
Active Participants (2017-2024)

5L - La Crosse Area



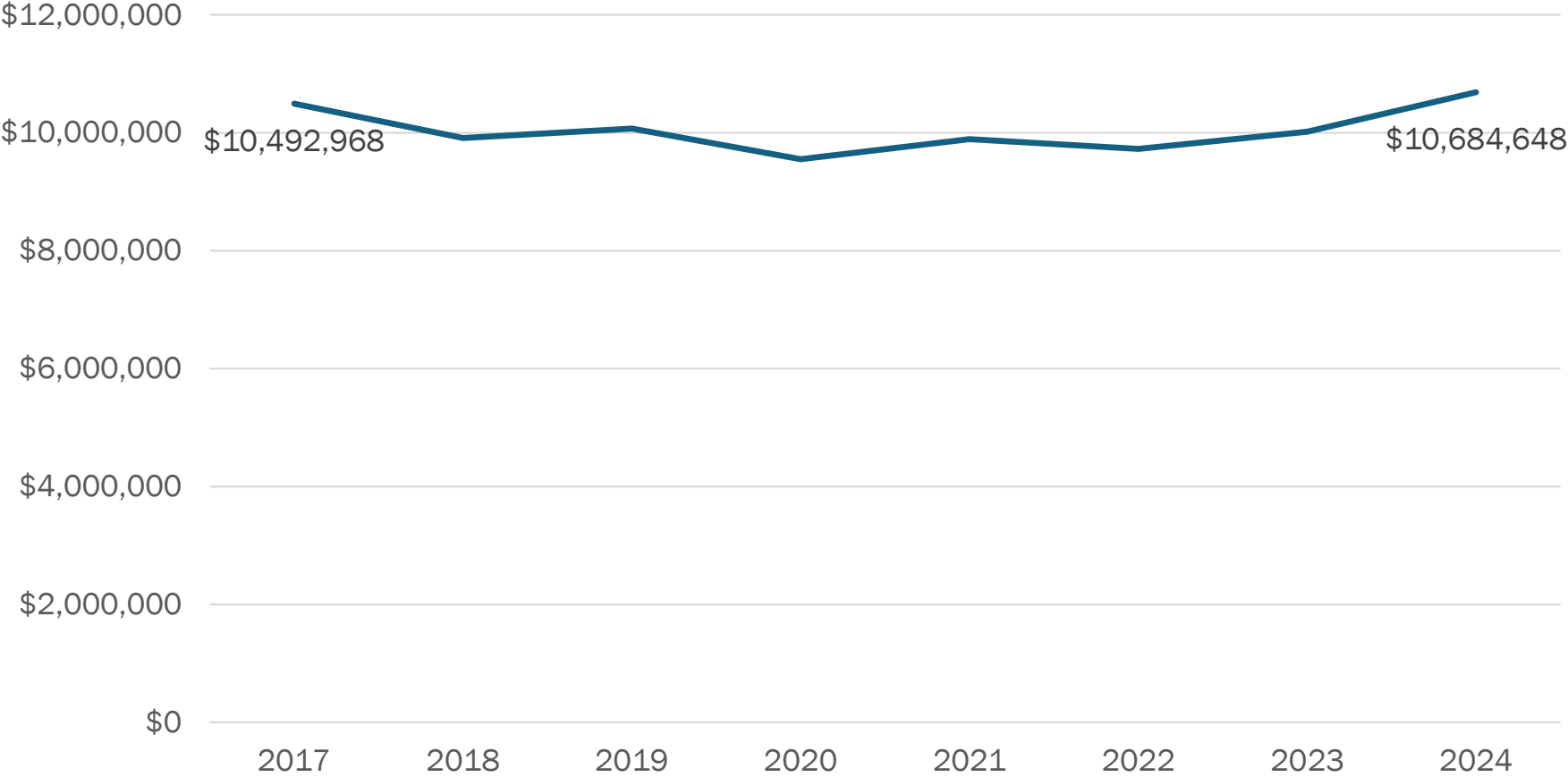
Worship Attendance (2017-2024)

5L - La Crosse Area



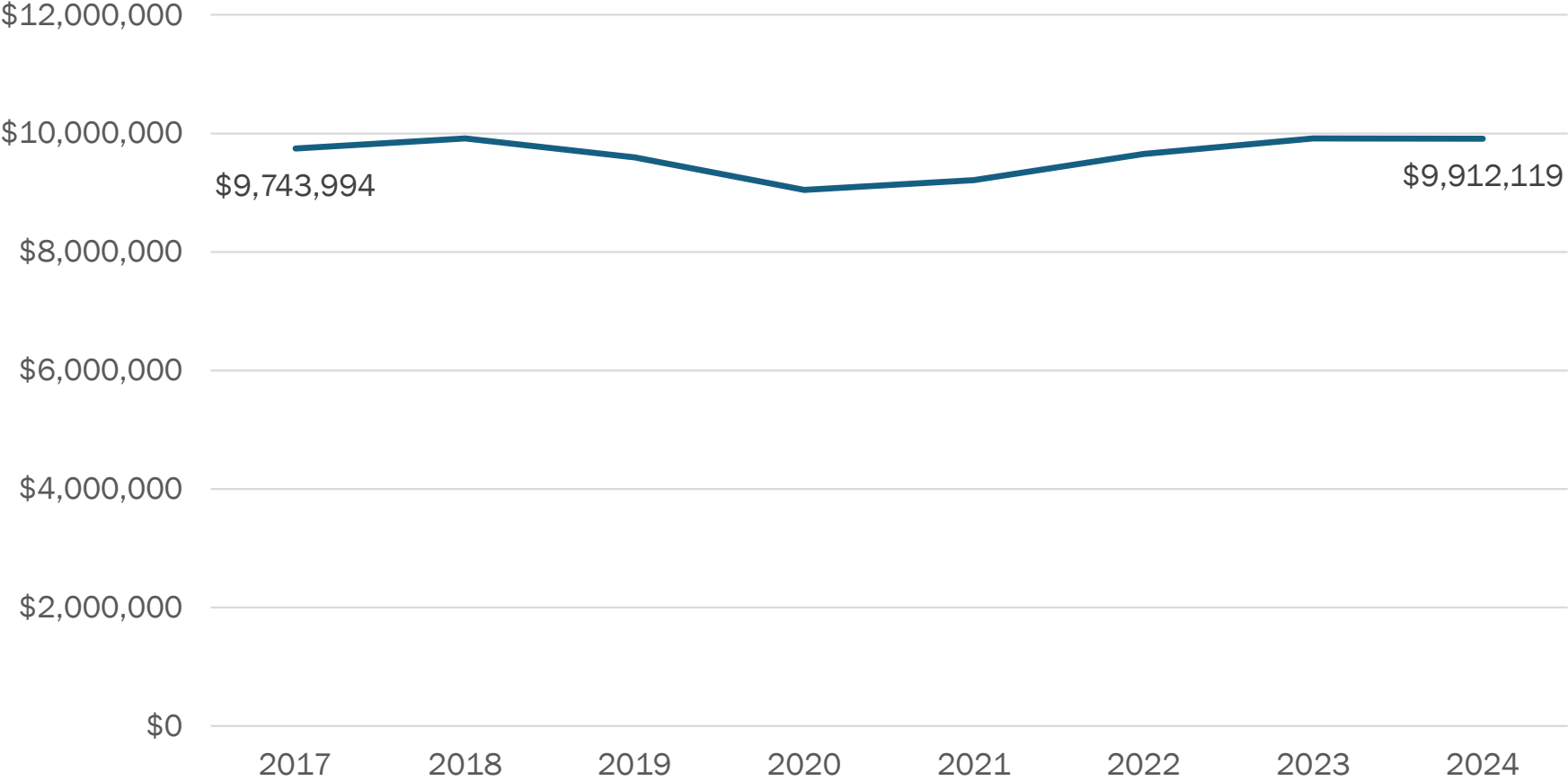
Regular Giving by Members (2017-2024)

5L - La Crosse Area



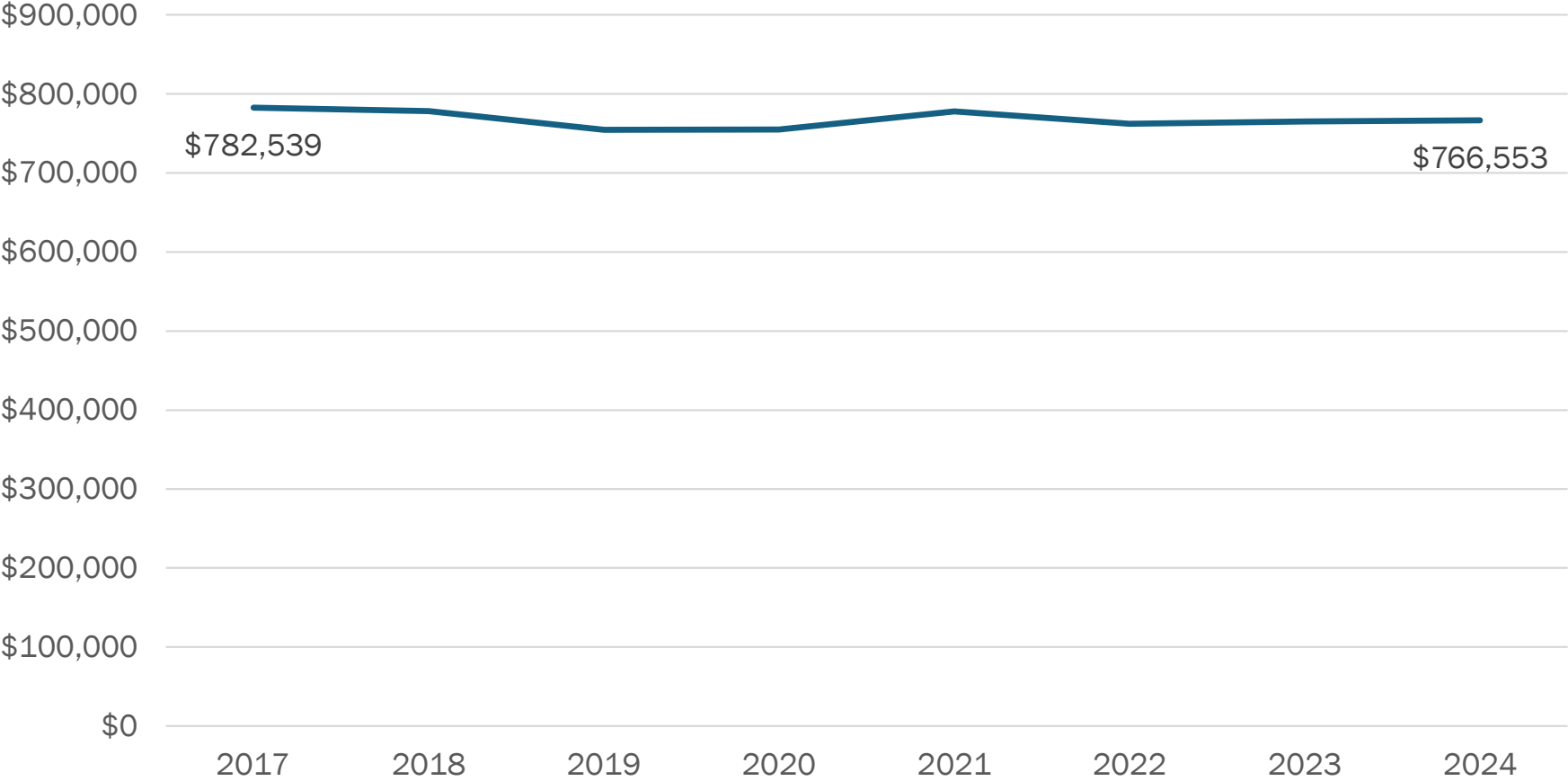
Current Operating Expenses (2017-2024)

5L - La Crosse Area



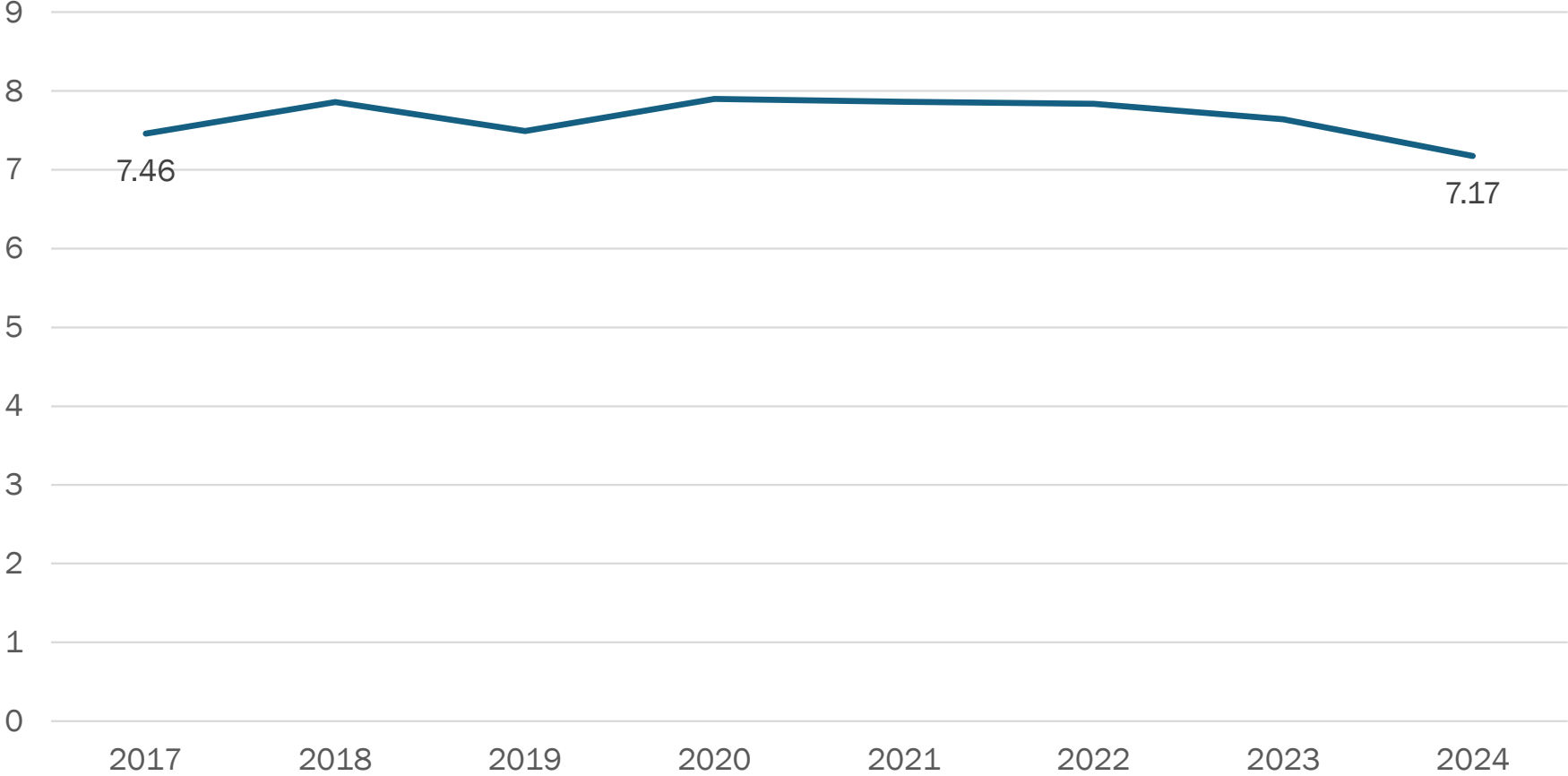
Mission Support (2017-2024)

5L - La Crosse Area

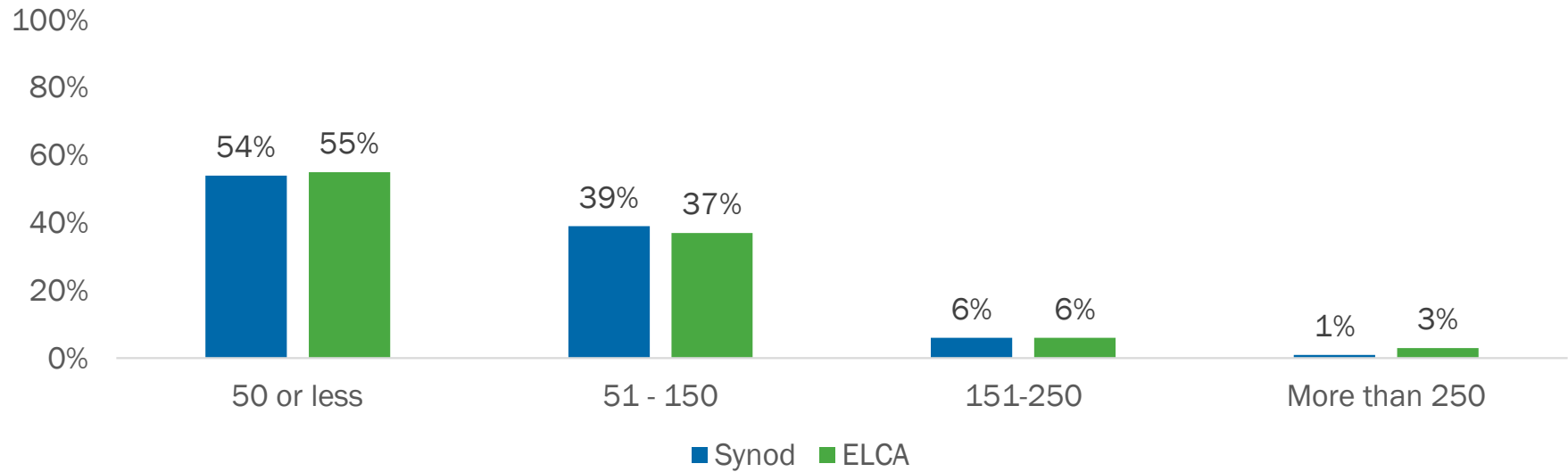


Mission Support as % of Regular Giving (2017-2024)

5L - La Crosse Area



Congregations by Size (Average On-Site Worship Attendance) 5L - La Crosse Area



Average On-Site Worship Attendance	Number of congregations (Synod)*	% of congregations (Synod)	Number of congregations (ELCA)*	% of congregations (ELCA)
50 or less	38	54%	4134	55%
51-150	28	39%	2787	37%
151-250	4	6%	430	6%
More than 250	1	1%	220	3%

*Submitted at least one Annual Congregation Report between 2020 and 2024.

Growth and Decline (2019-24)

5L - La Crosse Area

Change in Baptized Membership	# of congregations* (Synod)	% of congregations (Synod)	# of congregations* (ELCA)	% of congregations (ELCA)
Decline greater than 25%	18	32%	1,450	28%
Decline between 5% - 25%	15	26%	1,504	29%
Stable (decline <5% - incline <5%)	12	21%	1,492	29%
Increase between 5% - 25%	12	21%	545	11%
Increase greater than 25%	0	0%	109	2%

Change in Active Participants	# of congregations* (Synod)	% of congregations (Synod)	# of congregations* (ELCA)	% of congregations (ELCA)
Decline greater than 25%	21	37%	2,298	45%
Decline between 5% - 25%	16	28%	1,133	22%
Stable (decline <5% - incline <5%)	1	2%	491	10%
Increase between 5% - 25%	7	12%	510	10%
Increase greater than 25%	12	21%	668	13%

Change in On-Site Worship Attendance	# of congregations* (Synod)	% of congregations (Synod)	# of congregations* (ELCA)	% of congregations (ELCA)
Decline greater than 25%	26	46%	2,740	54%
Decline between 5% - 25%	22	39%	1,590	31%
Stable (decline <5% - incline <5%)	3	5%	329	6%
Increase between 5% - 25%	3	5%	281	6%
Increase greater than 25%	3	5%	160	3%

**Only congregations that filed an Annual Congregation Report in 2019 and 2024 are included.*

Baptized Members,
Average Attendance,
and Active
Participants

Baptized Members, Average Attendance (online and on-site), and Active Participants

5L - La Crosse Area

CongID	Congregation Name	City	State	ZIP	Data Year	Baptized Members	Average Online Attendance	Average On-site Attendance	Active Participants
06773	English Lutheran Church	La Crosse	WI	54601-4270	2024	1316	67	231	1316
14768	First Lutheran Church	Onalaska	WI	54650-2952	2024	1567	104	364	1000
14808	Trinity Lutheran Church	Sparta	WI	54656-1109	2024	803	0	117	813
14776	St Peter Lutheran Church	Prairie Du Chien	WI	53821-0037	2024	519	98	117	698
11795	Prince Of Peace Lutheran Church	La Crescent	MN	55947-1059	2024	782	100	122	670
14848	Our Savior's Lutheran Church	West Salem	WI	54669-1237	2024	909	55	180	650
06772	Good Shepherd Lutheran Church	La Crosse	WI	54601-7903	2024	537	35	153	537
14723	Bethany Lutheran Church	Mauston	WI	53948-1605	2024	450	261	77	500
14651	Coon Valley Lutheran Church	Coon Valley	WI	54623-0280	2024	793	276	96	448
14701	Our Savior Lutheran Church	La Crosse	WI	54602-0097	2024	551	121	69	419
11725	Immanuel Lutheran Church	Caledonia	MN	55921-1378	2024	721	35	119	412
14829	Immanuel Lutheran Church	Viroqua	WI	54665-1000	2024	407	150	100	407
14703	Trinity Lutheran Church	La Crosse	WI	54603-2451	2024	261	400	120	400
14844	Westby Coon Prairie Lutheran Church	Westby	WI	54667-1314	2024	1111	234	120	375
14419	Zion Lutheran Church	Galesville	WI	54630-0684	2024	303	0	55	305
14684	Holmen Lutheran Church	Holmen	WI	54636-9739	2024	1377	302	171	295
14438	South Beaver Creek Lutheran Church	Ettrick	WI	54627-0226	2024	580	0	73	275
30917	Blair Lutheran Church	Blair	WI	54616-0046	2024	685	250	65	250
30957	Journey Lutheran Church	Onalaska	WI	54650-1905	2024	249	20	80	228
14832	Good Shepherd Lutheran Church	Viroqua	WI	54665-2003	2024	425	200	80	222
14683	Halfway Creek Lutheran Church	Holmen	WI	54636-9106	2024	486	13	48	220
14307	St John Lutheran Church	Alma	WI	54610-0128	2024	196	15	54	198
14646	Middle Coon Valley Lutheran Church	Chaseburg	WI	54621-0075	2024	430	261	72	190

Baptized Members, Average Attendance (online and on-site), and Active Participants

5L - La Crosse Area

CongID	Congregation Name	City	State	ZIP	Data Year	Baptized Members	Average Online Attendance	Average On-site Attendance	Active Participants
11726	Wilmington Lutheran Church	Caledonia	MN	55921-1378	2024	192	0	20	179
14410	French Creek Lutheran Church	Ettrick	WI	54627-7725	2023	323	0	65	175
30904	Peace Lutheran Church of Tomah	Tomah	WI	54660-1191	2024	233	34	68	162
11947	Faith Of Black Hammer Lutheran Church	Spring Grove	MN	55974-2406	2020	320	65	60	155
14411	Hardies Creek Lutheran Church	Ettrick	WI	54627-0226	2024	338	0	58	150
14845	Our Savior Lutheran Church	Westby	WI	54667-1310	2024	649	100	75	150
16361	Woodland Lutheran Church	Nekoosa	WI	54457-7800	2024	115	145	58	148
14409	Living Hope Lutheran Church	Ettrick	WI	54627-0224	2024	236	0	50	141
14748	Mindoro Lutheran Church	Mindoro	WI	54644-0167	2024	284	10	46	116
14316	Christ Lutheran Church	Arcadia	WI	54612-1018	2024	518	228	66	110
14834	Zion Lutheran Church	Viroqua	WI	54665-0288	2018	197	0	0	104
14762	Bethany Lutheran Church	New Lisbon	WI	53950-1056	2024	146	7	49	100
14344	North Beaver Creek Lutheran Church	Ettrick	WI	54627-0009	2024	297	8	50	95
14636	St Peter Lutheran Church	Camp Douglas	WI	54618-0283	2024	264	0	30	84
14756	Utica Lutheran Church	Ferryville	WI	54628-6074	2023	277	0	58	80
14637	St Stephen Lutheran Church	Camp Douglas	WI	54618-0283	2024	317	0	25	75
14794	Fish Creek Ridge Lutheran Church	Cashton	WI	54619-8005	2021	101	26	53	75
14841	St Paul Evangelical Lutheran Church	Wauzeka	WI	53826-0206	2024	155	10	32	73
14811	Lower Coon Valley Lutheran Church	Chaseburg	WI	54621-0107	2024	119	0	28	70
14700	Our Redeemer Lutheran Church	La Crosse	WI	54601-6640	2024	758	9	62	65
14666	Grace Lutheran Church	Elroy	WI	53929-1035	2024	224	5	50	64
14685	Lewis Valley Lutheran Church	Mindoro	WI	54644-0167	2024	182	5	33	64
14851	St Paul Lutheran Church	Wilton	WI	54670-0129	2024	258	0	49	59

Baptized Members, Average Attendance (online and on-site), and Active Participants

5L - La Crosse Area

CongID	Congregation Name	City	State	ZIP	Data Year	Baptized Members	Average Online Attendance	Average On-site Attendance	Active Participants
14317	Tamarack Lutheran Church	Trempealeau	WI	54661-9291	2024	79	0	26	53
14576	Mount Calvary Lutheran Church	Trempealeau	WI	54661-9291	2024	296	0	50	50
14698	Bethel Lutheran Church	La Crosse	WI	54603-2068	2024	176	0	28	50
14827	Bethel Lutheran Church	Viroqua	WI	54665-0288	2024	217	0	12	50
14642	Trinity Lutheran Church	Cashton	WI	54619-8013	2021	509	95	40	50
14803	Kickapoo United Lutheran Church	Soldiers Grove	WI	54655-6509	2024	296	20	35	45
14660	DeSoto Lutheran Church	De Soto	WI	54624-8605	2022	188	5	23	44
14847	Vang Lutheran Church	Westby	WI	54667-1314	2024	131	0	23	40
14826	Bethany Lutheran Church	Viroqua	WI	54665-0288	2018	97	0	0	39
14672	Freeman Lutheran Church	De Soto	WI	54624-8605	2024	120	0	52	35
14846	Skogdalen Lutheran Church	Westby	WI	54667-1310	2024	137	0	33	35
14804	Our Savior Lutheran Church	Soldiers Grove	WI	54655-0101	2023	187	25	30	35
14620	Zion Lutheran Church	Friendship	WI	53934-9454	2024	34	0	21	31
14641	Portland Lutheran Church	Cashton	WI	54619-8005	2023	32	0	19	30
14639	Immanuel Lutheran Church	Cashton	WI	54619-8013	2021	158	95	20	30
14755	Mount Sterling Lutheran Church	Ferryville	WI	54628-8228	2024	166	0	49	27
14665	East Lemonweir Lutheran Church	New Lisbon	WI	53950-1056	2024	39	0	21	25
14688	Trinity Lutheran Church	New Lisbon	WI	53950-1135	2024	82	0	25	25
14787	Peace Lutheran Church	Readstown	WI	54652-7055	2024	193	0	25	25
14611	Bells Coulee Lutheran Church	Bangor	WI	54614-9026	2023	311	0	30	25
14769	Brush Creek Lutheran Church	Cashton	WI	54619-8005	2021	43	10	34	25
14342	Fagernes Lutheran Church	Blair	WI	54616-0401	2024	45	0	14	20
14687	Fountain Lutheran Church	New Lisbon	WI	53950-1135	2024	53	0	19	18

Baptized Members, Average Attendance (online and on-site), and Active Participants

5L - La Crosse Area

CongID	Congregation Name	City	State	ZIP	Data Year	Baptized Members	Average Online Attendance	Average On-site Attendance	Active Participants
14675	Luther Memorial Lutheran Church	Gays Mills	WI	54631-8228	2023	18	20	13	15
14704	Bethany Lutheran Church	Cashton	WI	54619-8013	2020	49	8	12	12
14601	Trinity Lutheran Church	Adams	WI	53910-9485	2024	18	0	11	11
14640	North Coon Prairie Lutheran Church	Cashton	WI	54619-8005	2023	72	0	35	0

Baptisms by Congregation

Baptisms

5L - La Crosse Area

CongID	Congregation Name	City	State	ZIP	Data Year	Baptisms
14768	First Lutheran Church	Onalaska	WI	54650-2952	2024	28
06773	English Lutheran Church	La Crosse	WI	54601-4270	2024	15
11795	Prince Of Peace Lutheran Church	La Crescent	MN	55947-1059	2024	14
14844	Westby Coon Prairie Lutheran Church	Westby	WI	54667-1314	2024	12
14848	Our Savior's Lutheran Church	West Salem	WI	54669-1237	2024	10
14776	St Peter Lutheran Church	Prairie Du Chien	WI	53821-0037	2024	8
30917	Blair Lutheran Church	Blair	WI	54616-0046	2024	8
14684	Holmen Lutheran Church	Holmen	WI	54636-9739	2024	7
14438	South Beaver Creek Lutheran Church	Ettrick	WI	54627-0226	2024	6
14748	Mindoro Lutheran Church	Mindoro	WI	54644-0167	2024	6
14762	Bethany Lutheran Church	New Lisbon	WI	53950-1056	2024	6
06772	Good Shepherd Lutheran Church	La Crosse	WI	54601-7903	2024	5
14419	Zion Lutheran Church	Galesville	WI	54630-0684	2024	5
14666	Grace Lutheran Church	Elroy	WI	53929-1035	2024	5
14829	Immanuel Lutheran Church	Viroqua	WI	54665-1000	2024	5
14845	Our Savior Lutheran Church	Westby	WI	54667-1310	2024	5
14637	St Stephen Lutheran Church	Camp Douglas	WI	54618-0283	2024	4
14646	Middle Coon Valley Lutheran Church	Chaseburg	WI	54621-0075	2024	4
14651	Coon Valley Lutheran Church	Coon Valley	WI	54623-0280	2024	4
14703	Trinity Lutheran Church	La Crosse	WI	54603-2451	2024	4
14723	Bethany Lutheran Church	Mauston	WI	53948-1605	2024	4
14808	Trinity Lutheran Church	Sparta	WI	54656-1109	2024	4
14846	Skogdalen Lutheran Church	Westby	WI	54667-1310	2024	4

Baptisms

5L - La Crosse Area

CongID	Congregation Name	City	State	ZIP	Data Year	Baptisms
14851	St Paul Lutheran Church	Wilton	WI	54670-0129	2024	4
14316	Christ Lutheran Church	Arcadia	WI	54612-1018	2024	3
14411	Hardies Creek Lutheran Church	Ettrick	WI	54627-0226	2024	3
14636	St Peter Lutheran Church	Camp Douglas	WI	54618-0283	2024	3
14683	Halfway Creek Lutheran Church	Holmen	WI	54636-9106	2024	3
14688	Trinity Lutheran Church	New Lisbon	WI	53950-1135	2024	3
11726	Wilmington Lutheran Church	Caledonia	MN	55921-1378	2024	2
14317	Tamarack Lutheran Church	Trempealeau	WI	54661-9291	2024	2
14344	North Beaver Creek Lutheran Church	Ettrick	WI	54627-0009	2024	2
14409	Living Hope Lutheran Church	Ettrick	WI	54627-0224	2024	2
14576	Mount Calvary Lutheran Church	Trempealeau	WI	54661-9291	2024	2
14665	East Lemonweir Lutheran Church	New Lisbon	WI	53950-1056	2024	2
14685	Lewis Valley Lutheran Church	Mindoro	WI	54644-0167	2024	2
14755	Mount Sterling Lutheran Church	Ferryville	WI	54628-8228	2024	2
14803	Kickapoo United Lutheran Church	Soldiers Grove	WI	54655-6509	2024	2
14811	Lower Coon Valley Lutheran Church	Chaseburg	WI	54621-0107	2024	2
14841	St Paul Evangelical Lutheran Church	Wauzeka	WI	53826-0206	2024	2
14847	Vang Lutheran Church	Westby	WI	54667-1314	2024	2
30904	Peace Lutheran Church of Tomah	Tomah	WI	54660-1191	2024	2
14410	French Creek Lutheran Church	Ettrick	WI	54627-7725	2023	2
14660	DeSoto Lutheran Church	De Soto	WI	54624-8605	2022	2
14794	Fish Creek Ridge Lutheran Church	Cashton	WI	54619-8005	2021	2
14704	Bethany Lutheran Church	Cashton	WI	54619-8013	2020	2

Baptisms

5L - La Crosse Area

CongID	Congregation Name	City	State	ZIP	Data Year	Baptisms
14826	Bethany Lutheran Church	Viroqua	WI	54665-0288	2018	2
14834	Zion Lutheran Church	Viroqua	WI	54665-0288	2018	2
14307	St John Lutheran Church	Alma	WI	54610-0128	2024	1
14601	Trinity Lutheran Church	Adams	WI	53910-9485	2024	1
14700	Our Redeemer Lutheran Church	La Crosse	WI	54601-6640	2024	1
14701	Our Savior Lutheran Church	La Crosse	WI	54602-0097	2024	1
16361	Woodland Lutheran Church	Nekoosa	WI	54457-7800	2024	1
30957	Journey Lutheran Church	Onalaska	WI	54650-1905	2024	1
14611	Bells Coulee Lutheran Church	Bangor	WI	54614-9026	2023	1
14756	Utica Lutheran Church	Ferryville	WI	54628-6074	2023	1
14642	Trinity Lutheran Church	Cashton	WI	54619-8013	2021	1
11947	Faith Of Black Hammer Lutheran Church	Spring Grove	MN	55974-2406	2020	1
11725	Immanuel Lutheran Church	Caledonia	MN	55921-1378	2024	0
14342	Fagernes Lutheran Church	Blair	WI	54616-0401	2024	0
14620	Zion Lutheran Church	Friendship	WI	53934-9454	2024	0
14672	Freeman Lutheran Church	De Soto	WI	54624-8605	2024	0
14687	Fountain Lutheran Church	New Lisbon	WI	53950-1135	2024	0
14698	Bethel Lutheran Church	La Crosse	WI	54603-2068	2024	0
14787	Peace Lutheran Church	Readstown	WI	54652-7055	2024	0
14827	Bethel Lutheran Church	Viroqua	WI	54665-0288	2024	0
14832	Good Shepherd Lutheran Church	Viroqua	WI	54665-2003	2024	0
14640	North Coon Prairie Lutheran Church	Cashton	WI	54619-8005	2023	0
14641	Portland Lutheran Church	Cashton	WI	54619-8005	2023	0

Baptisms

5L - La Crosse Area

CongID	Congregation Name	City	State	ZIP	Data Year	Baptisms
14675	Luther Memorial Lutheran Church	Gays Mills	WI	54631-8228	2023	0
14804	Our Savior Lutheran Church	Soldiers Grove	WI	54655-0101	2023	0
14639	Immanuel Lutheran Church	Cashton	WI	54619-8013	2021	0
14769	Brush Creek Lutheran Church	Cashton	WI	54619-8005	2021	0

Congregation Reports

**Evangelical Lutheran Church in America
Name and Address Summary Report as of December 31, 2024**

5L La Crosse Area Synod, ELCA

Cong ID	Congregation Name	Lang Codes	Location Address	City, State	Ministers	Year Orgn	Bapt Mbrs	Conf Mbrs	Avg Atnd On-site	Avg Atnd Online
Conference: 01 East										
14601	Trinity	EN	110 S. Grant St.	Adams, WI	Gloria M. Stubitsch	1921	18	14	11	0
14620	Zion	EN	3 Mi E of Hwy 13 on Big Horn Ave	Big Flats, WI	Gloria M. Stubitsch	1875	34	34	21	0
14636	St Peter	EN	33458 State Hwy 21	Camp Douglas, WI	Bradley R. Lindberg	1891	264	180	30	0
14637	St Stephen	EN	Cliff & Douglas Sts	Camp Douglas, WI	Bradley R. Lindberg	1873	317	210	25	0
14665	East Lemonweir	EN	W8943 County Rd S	Elroy, WI	Lucy A. Hardie	1854	39	34	21	0
14666	Grace	EN	226 Erickson St	Elroy, WI		1960	224	202	50	5
14688	Trinity	EN	301 E Main St	Hustler, WI		1896	82	59	25	0
14687	Fountain	EN	W10815 Church Rd.	Kendall, WI		1880	53	35	19	0
14723	Bethany	EN	701 Grove St	Mauston, WI	Joan M. Wittrock	1944	450	395	77	261
16361	Woodland	EN	280 14th Ave	Nekoosa, WI	Margo D. Peterson	1985	115	105	58	145
14762	Bethany	EN	618 W River St	New Lisbon, WI	Lucy A. Hardie	1943	146	135	49	7
14808	Trinity	EN	612 N Water St	Sparta, WI	Joshua A. Buzbee	1874	803	619	117	0
30904	Peace Lutheran Church of Tomah	EN	307 W Warren St	Tomah, WI	Dawn R. Lindberg	2010	233	226	68	34
14851	St Paul	EN	401 Mill St	Wilton, WI		1883	258	204	49	0
Conference Totals:							3,036	2,452	620	452
Conference: 02 North										
14307	St John	EN	709 S 2nd St	Alma, WI	Michelle M. Rem	1890	196	195	54	15
14316	Christ	EN	821 Lincoln St	Arcadia, WI	Rufus K. Kudde	1863	518	500	66	228
14317	Tamarack	EN	W24241 Norway Valley Rd.	Arcadia, WI	Paul T. Drees	1863	79	63	26	0
14611 *	Bells Coulee	EN	N7289 County Rd E	Bangor, WI		1896	311	311	30	0
30917	Blair	EN	126 S Peterson Ave	Blair, WI	Paul D. Sannerud	2011	685	448	65	250
14342	Fagernes	EN	W19727 Cty Rd N	Blair, WI		1859	45	45	14	0
14410 *	French Creek	EN NO	N23007 County Road T	Ettrick, WI		1862	323	285	65	0
14411	Hardies Creek	EN	6 Mi SE	Ettrick, WI	John B. Ashland	1862	338	240	58	0
14409	Living Hope	EN	15638 E 4th St	Ettrick, WI		1897	236	168	50	0
14344	North Beaver Creek	EN	W10767 County Road C	Ettrick, WI		1859	297	179	50	8
14438	South Beaver Creek	EN	7 Mi E	Ettrick, WI	John B. Ashland	1867	580	395	73	0
14419	Zion	EN	20335 W Gale Ave	Galesville, WI	Joseph C. Iverson	1880	303	292	55	0
14683	Halfway Creek	EN	W6016 County Rd W	Holmen, WI		1856	486	395	48	13
14684	Holmen	EN	228 Morris St	Holmen, WI	Matthew E. Toso	1907	1,377	1,069	171	302
14685	Lewis Valley	EN	W5402 County Road V	Holmen, WI	Emma C. Grinde	1856	182	147	33	5
14748	Mindoro	EN	W3879 Highway DE	Mindoro, WI	Emma C. Grinde	1872	284	241	46	10
30957	Journey	EN	2703 Sand Lake Rd	Onalaska, WI	Lucile E. Sesvold	2011	249	209	80	20
14576	Mount Calvary	EN	24531 6th St	Trempealeau, WI	Paul T. Drees	1958	296	213	50	0
Conference Totals:							6,785	5,395	1,034	851

Code Key:

* = 2024 data not available as of report run date

**Evangelical Lutheran Church in America
Name and Address Summary Report as of December 31, 2024**

5L La Crosse Area Synod, ELCA

Cong ID	Congregation Name	Lang Codes	Location Address	City, State	Ministers	Year Orgn	Bapt Mbrs	Conf Mbrs	Avg Atnd On-site	Avg Atnd Online
Conference: 03 South										
14639	* Immanuel	EN	30016 County Highway PC	Cashton, WI	Amanda E. Schultz Garcia	1890	158	149	20	95
14641	* Portland	EN	7526 State Highway 33	Cashton, WI	Patrick K. Ziems	1874	32	32	19	0
14642	* Trinity	EN	539 South St	Cashton, WI	Amanda E. Schultz Garcia	1920	509	434	40	95
14646	Middle Coon Valley	EN	S 1720A State Hwy 162	Chaseburg, WI	Margaret M. Hoversten	1854	430	420	72	261
14651	Coon Valley	EN	1005 Central Ave	Coon Valley, WI	Benjamin A. Morris	1853	793	481	96	276
14660	* DeSoto	EN	815 Main St	De Soto, WI		1896	188	171	23	5
14672	Freeman	EN	58942 Cty Rd B	Ferryville, WI		1880	120	101	52	0
14756	* Utica	EN	14974 State Hwy 27	Ferryville, WI		1871	277	221	58	0
14675	* Luther Memorial	EN	320 S Rebecca St	Gays Mills, WI	Carrie M. Anderson	1946	18	15	13	20
14704	* Bethany	EN	S1598 Sandhill Rd	La Farge, WI	Amanda E. Schultz Garcia	1907	49	41	12	8
14755	Mount Sterling	EN	5th and Division	Mount Sterling, WI		1906	166	135	49	0
14769	* Brush Creek	EN	E11765 Omlet Rd	Ontario, WI	Patrick K. Ziems	1864	43	39	34	10
14776	St Peter	EN	201 S Michigan St	Prairie Du Chien, WI	Miranda E. Klosterboer Hillary E. Burns-Kite	1861	519	397	117	98
14787	Peace	EN	112 E Center St	Readstown, WI		1965	193	193	25	0
14794	* Fish Creek Ridge	EN	5467 County Road J	Rockland, WI	Patrick K. Ziems	1872	101	83	53	26
14803	Kickapoo United	EN	S8398A County Road J	Soldiers Grove, WI		1857	296	296	35	20
14804	* Our Savior	EN	303 Church St.	Soldiers Grove, WI	Carrie M. Anderson	1893	187	167	30	25
14827	Bethel	EN	S3533 County Road B	Viroqua, WI		1883	217	217	12	0
14832	Good Shepherd	EN	504 S Main St	Viroqua, WI	Christopher R. Raman	1893	425	425	80	200
14829	Immanuel	EN	1004 W Broadway St	Viroqua, WI	Michele E. Engh	1904	407	376	100	150
14834	* Zion	EN	8 Mi W	Viroqua, WI		1888	197	132	--	--
14841	St Paul Evangelical	EN	107 N Dousman St	Wauzeka, WI		1873	155	124	32	10
14826	* Bethany	EN	E5746 Park Rd	Westby, WI		1884	97	82	--	--
14640	* North Coon Prairie	EN	5470 Sunrise Rd	Westby, WI	Patrick K. Ziems	1875	72	70	35	0
14845	Our Savior	EN	306 S Main St	Westby, WI		1888	649	2	75	100
14846	Skogdalen	EN	4315 Oakdale Ave	Westby, WI		1898	137	126	33	0
14847	Vang	EN	S1721 Vang Rd.	Westby, WI	Alyssa L. Weaver	1898	131	88	23	0
14844	Westby Coon Prairie	EN	500 S Main St	Westby, WI	Alyssa L. Weaver	1851	1,111	595	120	234
Conference Totals:							7,677	5,612	1,258	1,633

Code Key:

* = 2024 data not available as of report run date

**Evangelical Lutheran Church in America
Name and Address Summary Report as of December 31, 2024**

5L La Crosse Area Synod, ELCA

Cong ID	Congregation Name	Lang Codes	Location Address	City, State	Ministers	Year Orgn	Bapt Mbrs	Conf Mbrs	Avg Atnd On-site	Avg Atnd Online
Conference: 04 West										
11725	Immanuel	EN	419 E Grove St	Caledonia, MN	Steven E. Meyer	1893	721	240	119	35
11795	Prince Of Peace	EN	21 N Hill St	La Crescent, MN	Elizabeth A. Howe Anna C. Sorenson	1959	782	555	122	100
14698	Bethel	EN	1931 Loomis St	La Crosse, WI		1886	176	176	28	0
06773	English	EN	1509 King St	La Crosse, WI	Mark D. Kvale Rebecca S. Goche	1898	1,316	1,082	231	67
06772	Good Shepherd	EN	4141 Mormon Coulee Rd	La Crosse, WI	Harald G. Bringsjord	1955	537	524	153	35
14700	Our Redeemer	EN	2135 Weston St	La Crosse, WI	Mark W. Bartusch	1950	758	592	62	9
14701	Our Savior	EN	612 Division St	La Crosse, WI	Joanne S. Richmond	1861	551	464	69	121
14703	Trinity	EN	1010 Sill St	La Crosse, WI	Phillip J. Waselik	1875	261	2	120	400
14768	First	EN	410 Main St	Onalaska, WI	Jason E. Stanton Karyn D. Bodenschatz	1870	1,567	1,234	364	104
11947 *	Faith Of Black Hammer	EN	16013 County 4	Spring Grove, MN	Leonard E. Liptack	1858	320	237	60	65
11726	Wilmington	EN	21068 Church Rd	Spring Grove, MN	Steven E. Meyer	1855	192	1	20	0
14811	Lower Coon Valley	EN	S1801 N Stoddard Rd	Stoddard, WI		1859	119	104	28	0
14848	Our Savior's	EN	359 Leonard St N	West Salem, WI	Jonathan M. Schmidt Jean R. Schmidt	1856	909	771	180	55
Conference Totals:							8,209	5,982	1,556	991
Synod Totals:							25,707	19,441	4,468	3,927

Language Codes:

Amharic [AM]	Cherokee [CK]	Finnish [FI]	Inupiat [IP]	Maban [MB]	Portuguese [PR]	Taiwanese [TI]
Anyuak [AN]	Creole [CL]	French [FR]	Japanese [JA]	Mandarin [MA]	Sign [SI]	Tamil [TM]
Arabic [AB]	Czech [CZ]	German [GE]	Kiswahil [KI]	Navajo [NV]	Slovak [SL]	Telugu [TE]
Batak [BA]	Danish [DA]	Haitian [HA]	Korean [KO]	Norwegian [NO]	Spanish [SP]	Thai [TH]
Burmese [BU]	Dinka [DI]	Hmong [HM]	Lakotah [LK]	Nuer [NU]	Swahili [SA]	Tigrinya [TG]
Cambodian [CA]	English [EN]	Hungarian [HG]	Lao [LS]	Oromo [OR]	Swedish [SW]	Ukrainian [UK]
Cantonese [CH]	Estonian [ES]	Indonesian [ID]	Latvian [LA]	Paiute [PT]	Tagalog [TA]	Urdu [UR]
						Vietnamese [VI]

Code Key:

* = 2024 data not available as of report run date

Evangelical Lutheran Church in America
Form A - Congregation Finances as of December 31, 2024

5L La Crosse Area Synod, ELCA

Cong ID	Congregation Name and City	Regular Giving	Total Receipts	Total Assets	Total Indebtedness	Current Operating Expenses	Mission Support	Non-Mission Support	Total Disbursements
Conference: 01 East									
14601	Trinity, Adams	23,968	24,435	208,480	0	20,075	2,357	50	22,482
14620	Zion, Big Flats	43,039	63,450	1,090,000	0	30,000	3,852	5,985	41,337
14636	St Peter, Camp Douglas	65,769	75,887	817,164	0	69,428	5,000	2,838	77,266
14637	St Stephen, Camp Douglas	49,747	58,027	1,015,892	0	63,060	3,729	674	67,463
14665	East Lemonweir, Elroy	82,088	337,156	1,495,281	0	47,708	5,600	0	89,975
14666	Grace, Elroy	79,422	95,086	3,617,325	0	118,440	7,123	4,286	129,849
14688	Trinity, Hustler	30,208	30,208	19,034	0	36,198	1,800	118	38,116
14687	Fountain, Kendall	35,288	66,374	1,510,480	0	36,541	6,000	3,200	60,141
14723	Bethany, Mauston	413,139	413,139	1,629,456	0	119,659	7,000	2,516	155,752
16361	Woodland, Nekoosa	174,493	207,234	2,655,005	0	182,183	14,277	19,256	215,716
14762	Bethany, New Lisbon	163,211	184,868	2,380,564	0	143,991	9,444	5,471	160,730
14808	Trinity, Sparta	336,813	399,148	4,162,539	0	293,462	30,000	8,690	342,752
30904	Peace Lutheran Church of Tomah, Tomah	181,898	257,375	1,068,663	149,097	136,495	18,640	5,828	252,690
14851	St Paul, Wilton	111,598	133,641	450,827	0	81,319	9,350	6,910	97,579
	Conference Totals	\$1,790,681	\$2,346,028	\$22,120,710	\$149,097	\$1,378,559	\$124,172	\$65,822	\$1,751,848
Conference: 02 North									
14307	St John, Alma	107,655	119,384	204,833	0	101,207	8,037	2,147	111,391
14316	Christ, Arcadia	177,063	180,763	445,445	0	207,203	12,000	20,642	239,845
14317	Tamarack, Arcadia	42,350	58,849	941,430	0	36,557	0	3,379	59,544
14611*	Bells Coulee, Bangor	35,131	35,131	0	0	31,801	0	0	31,801
30917	Blair, Blair	130,458	135,958	1,133,650	0	151,259	10,000	994	162,253
14342	Fagernes, Blair	9,415	13,004	0	0	21,580	700	4,100	26,380
14410*	French Creek, Ettrick	125,000	130,400	26,000	0	30,000	3,000	20,000	58,000
14411	Hardies Creek, Ettrick	90,011	127,927	1,372,153	0	90,339	14,000	17,040	136,431
14409	Living Hope, Ettrick	67,323	146,434	2,778,910	0	141,671	3,468	3,759	148,898
14344	North Beaver Creek, Ettrick	96,851	133,557	100,000	0	129,542	0	8,300	139,242
14438	South Beaver Creek, Ettrick	73,462	119,409	1,746,187	0	102,819	7,200	3,610	116,537
14419	Zion, Galesville	186,339	259,944	1,932,150	0	187,575	24,252	11,279	261,070
14683	Halfway Creek, Holmen	399,090	430,506	3,929,914	183,792	168,000	9,000	2,608	359,852
14684	Holmen, Holmen	473,648	494,746	9,651,385	312,239	446,679	43,000	17,717	750,607
14685	Lewis Valley, Holmen	68,723	76,561	1,642,145	0	82,519	1,000	1,920	85,439
14748	Mindoro, Mindoro	91,570	100,695	1,870,020	0	105,961	3,000	770	109,731
30957	Journey, Onalaska	232,687	260,309	489,246	79,834	199,208	5,775	9,848	262,831
14576	Mount Calvary, Trempealeau	60,200	60,200	26,550	0	80,000	2,300	1,000	84,200
	Conference Totals	\$2,466,976	\$2,883,777	\$28,290,018	\$575,865	\$2,313,920	\$146,732	\$129,113	\$3,144,052

5L La Crosse Area Synod, ELCA

Cong ID	Congregation Name and City	Regular Giving	Total Receipts	Total Assets	Total Indebtedness	Current Operating Expenses	Mission Support	Non-Mission Support	Total Disbursements
Conference: 03 South									
14639 *	Immanuel, Cashton	44,753	63,897	150,000	0	38,000	3,861	1,300	55,776
14641 *	Portland, Cashton	28,504	28,504	269,817	0	22,394	1,200	350	23,944
14642 *	Trinity, Cashton	76,864	97,841	150,000	19,906	83,905	7,356	1,500	96,637
14646	Middle Coon Valley, Chaseburg	136,808	196,522	150,214	0	146,584	11,008	17,951	201,959
14651	Coon Valley, Coon Valley	197,338	219,620	5,901,196	0	208,046	13,303	13,023	240,356
14660 *	DeSoto, De Soto	71,259	96,824	728,052	174,981	62,939	8,607	5,508	101,012
14672	Freeman, Ferryville	42,006	52,841	1,037,135	0	46,900	3,000	2,777	52,677
14756 *	Utica, Ferryville	63,834	78,819	119,806	0	70,122	3,000	0	73,122
14675 *	Luther Memorial, Gays Mills	16,320	16,354	158,313	0	29,660	1,500	699	31,859
14704 *	Bethany, La Farge	18,006	22,108	37,000	0	22,000	1,700	4,775	28,475
14755	Mount Sterling, Mount Sterling	47,825	60,785	864,876	0	31,406	0	1,654	33,060
14769 *	Brush Creek, Ontario	30,675	33,989	655,259	0	28,211	1,500	790	30,501
14776	St Peter, Prairie Du Chien	313,518	686,312	3,988,400	0	345,849	61,934	9,271	444,451
14787	Peace, Readstown	33,357	46,054	666,651	0	39,566	0	7,333	57,528
14794 *	Fish Creek Ridge, Rockland	37,640	60,470	817,000	0	49,000	3,000	800	60,738
14803	Kickapoo United, Soldiers Grove	43,520	46,729	1,298,487	0	43,120	3,000	800	46,920
14804 *	Our Savior, Soldiers Grove	35,035	50,485	1,556,053	0	53,691	1,200	1,295	56,186
14827	Bethel, Viroqua	27,043	61,852	502,840	0	53,009	2,000	850	55,859
14832	Good Shepherd, Viroqua	257,662	322,343	2,212,154	138,289	281,015	15,750	8,311	325,264
14829	Immanuel, Viroqua	254,495	312,564	538,949	165,002	283,002	13,500	8,000	414,028
14834 *	Zion, Viroqua	30,991	41,787	0	0	36,156	2,880	2,750	41,786
14841	St Paul Evangelical, Wauzeka	38,500	38,500	65,165	0	28,000	5,000	0	33,000
14826 *	Bethany, Westby	10,334	20,203	0	0	19,367	100	692	20,159
14640 *	North Coon Prairie, Westby	26,868	26,868	0	0	20,702	0	0	20,702
14845	Our Savior, Westby	219,951	266,833	6,034,294	183,197	184,141	1,225	365	363,075
14846	Skogdalen, Westby	17,163	20,163	866,984	0	26,100	2,000	1,500	30,125
14847	Vang, Westby	32,203	55,467	29,552	0	35,000	3,000	1,000	54,825
14844	Westby Coon Prairie, Westby	237,336	588,741	8,901,152	0	252,817	14,522	15,518	588,743
Conference Totals		\$2,389,808	\$3,613,475	\$37,699,349	\$681,375	\$2,540,702	\$185,146	\$108,812	\$3,582,767
Conference: 04 West									
11725	Immanuel, Caledonia	250,571	370,706	5,071,753	0	250,915	0	0	250,915
11795	Prince Of Peace, La Crescent	549,689	1,122,131	8,642,859	0	486,768	42,486	22,999	1,082,129
14698	Bethel, La Crosse	59,197	73,023	2,242,601	0	67,160	3,000	8,472	78,632
06773	English, La Crosse	751,490	759,352	8,355,101	0	432,863	73,241	12,018	862,073
06772	Good Shepherd, La Crosse	340,699	427,407	3,198,889	0	404,874	34,013	28,957	473,015
14700	Our Redeemer, La Crosse	250,229	266,469	3,584,340	0	201,005	17,750	6,939	345,603

**Evangelical Lutheran Church in America
Form A - Congregation Finances as of December 31, 2024**

5L La Crosse Area Synod, ELCA

Cong ID	Congregation Name and City	Regular Giving	Total Receipts	Total Assets	Total Indebtedness	Current Operating Expenses	Mission Support	Non-Mission Support	Total Disbursements
14701	Our Savior, La Crosse	257,283	395,821	7,753,622	0	311,500	25,000	15,847	371,072
14703	Trinity, La Crosse	218,691	284,130	1,509,835	0	232,778	8,500	6,000	272,278
14768	First, Onalaska	753,724	1,353,040	7,664,441	0	767,741	65,184	29,156	885,881
11947*	Faith Of Black Hammer, Spring Grove	84,957	127,557	690,437	0	122,000	5,097	5,599	132,696
11726	Wilmington, Spring Grove	48,585	59,550	1,024,758	0	43,484	1,832	300	59,116
14811	Lower Coon Valley, Stoddard	88,381	98,147	1,204,394	0	25,064	2,400	1,175	73,779
14848	Our Savior's, West Salem	383,687	636,543	6,451,017	0	332,786	32,000	42,070	769,330
	Conference Totals	\$4,037,183	\$5,973,876	\$57,394,047	\$0	\$3,678,938	\$310,503	\$179,532	\$5,656,519
	Synod Totals	\$10,684,648	\$14,817,156	\$145,504,124	\$1,406,337	\$9,912,119	\$766,553	\$483,279	\$14,135,186

5L La Crosse Area Synod, ELCA

Summary of Membership Statistics Totals -- End of Year	2023	2024	Change	Percent
Congregations	73	73	0	0.00
Congregations - Organized	73	73	0	0.00
Congregations - Under Development	0	0	0	---
Congregations - Filed Form A	62	57	-5	-8.06
Baptized Members	27,333	25,707	-1,626	-5.95
Average Baptized Members per Congregation	374	352	-22	-5.95
Confirmed Members	20,114	19,441	-673	-3.35
Average Confirmed Members per Congregation	276	266	-9	-3.35

Analysis of Membership Gains and Losses

Baptized Members -- Received

By Baptism - Children Under Age 16	242	231	-11	-4.55
By Baptism - Adults Age 16 and Older	18	9	-9	-50.00
By Affirmation of Faith	146	127	-19	-13.01
By Transfer	208	269	61	29.33
From Other Sources and Stat Adjs	84	71	-13	-15.48
Baptized Members -- Total Received	698	707	9	1.29

Baptized Members -- Removed

By Death	327	343	16	4.89
By Transfer	132	129	-3	-2.27
For Other Reasons and Stat Adjs	1,291	1,882	591	45.78
Baptized Members -- Total Removed	1,750	2,354	604	34.51

Baptized Members Confirmed	261	254	-7	-2.68
Active Participants	14,083	14,167	84	0.60

Analysis of Attendance	2023	2024
Avg. # weeks congregations worshipped (on-site)	45	44
Avg. # weeks congregations worshipped (online)	28	25
Total avg. weekly worship attendance (on-site)	4,301	4,468
Total avg. weekly worship attendance (online)	3,510	3,927
Avg. att. per congregation (on-site)	61	63
Avg. att. per congregation (online)	80	96
Average att. as a percentage of baptized membership (on-site)	15.74	17.38
Average att. as a percentage of baptized membership (online)	12.84	15.28

5L La Crosse Area Synod, ELCA

Summary of Financial Statistics	2023	2024	Change	Percent	Statistical Analysis	
Totals -- End of Year					Averages per Congregation Reporting	
Total Receipts	13,138,554	14,817,156	1,678,602	12.78	Total Receipts (/73)	202,974.74
Total Disbursements **	13,138,910	14,135,186	996,276	7.58	Total Disburse (/73)	193,632.68
Total Indebtedness on Dec 31	2,284,192	1,406,337	-877,855	-38.43	Total Indebtedness (/9)	156,259.67
Projected Mission Support	795,851	802,093	6,242	0.78		
Average Total Giving / Bapt Member	413.38	504.13	90.75	21.95	Percent Congs With No Debt	87.67
Average Total Giving / Conf Member	561.75	666.62	104.87	18.67		
Detail of Financial Statistics - Receipts						
Regular Giving	10,015,916	10,684,648	668,732	6.68		
Designated Giving	1,283,035	2,275,092	992,057	77.32		
Earned Income (any source)	483,425	664,671	181,246	37.49		
Grants (any source)	155,120	191,569	36,449	23.50		
All Other Receipts	1,201,058	1,001,176	-199,882	-16.64		
Detail of Financial Statistics - Disbursements					Percent of Total Disbursements	
Current Operating Expenses	9,916,883	9,912,119	-4,764	-0.05	Current Operating Expenses	70.12
Capital Improvements	593,645	1,232,975	639,330	107.70	Capital Improvements	8.72
Payments on Debts	516,125	995,193	479,068	92.82	Payments on Debts	7.04
Mission Support	765,121	766,553	1,432	0.19	Mission Support	5.42
Other Synod Benevolence	170,302	150,152	-20,150	-11.83	Other Synod Benevolence	1.06
Other CWO Benevolence	26,817	18,975	-7,842	-29.24	Other CWO Benevolence	0.13
Benevolence - Another Country	25,111	23,310	-1,801	-7.17	Benevolence - Another Country	0.16
Benevolence - Camps	44,372	44,944	572	1.29	Benevolence - Camps	0.32
Benevolence - Campus Ministry	24,220	17,475	-6,745	-27.85	Benevolence - Campus Ministry	0.12
Benevolence - Colleges	0	0	0	----	Benevolence - Colleges	0.00
Benevolence - Seminaries	1,698	1,500	-198	-11.66	Benevolence - Seminaries	0.01
Benevolence - Social Service	54,287	73,189	18,902	34.82	Benevolence - Social Service	0.52
Benevolence - Direct Recipient	165,499	153,734	-11,765	-7.11	Benevolence - Direct Recipient	1.09
Subtotal Non-Mission Supt Benev	512,306	483,279	-29,027	-5.67	Subtotal Non-Mission Supt Benev	3.42
Other Expenses & Realized Losses	834,830	745,067	-89,763	-10.75	Other Expenses & Realized Losses	5.27

** Total Disbursements may not equal the sum of the disbursements details reported due to previous data not being included in the detail listing.

5L La Crosse Area Synod, ELCA

Congregations Reporting Ethnic Active Participants					Percent of Congregations Reporting Ethnic Active Participants
	2023	2024	Change	Percent	
African American/Black	18	17	-1	-5.56	African American/Black 23.29
African National/African Caribbean	1	1	0	0.00	African National/African Caribbean 1.37
American Indian/Alaska Native	6	7	1	16.67	American Indian/Alaska Native 9.59
Arab/Middle Eastern	1	1	0	0.00	Arab/Middle Eastern 1.37
Asian/Pacific Islander	12	13	1	8.33	Asian/Pacific Islander 17.81
Latino/Hispanic	16	15	-1	-6.25	Latino/Hispanic 20.55
Multiracial	17	18	1	5.88	Multiracial 24.66
White	71	69	-2	-2.82	White 94.52

Total Ethnic Active Participants					Percent Ethnic Active Participants
	2023	2024	Change	Percent	
African American/Black	101	56	-45	-44.55	African American/Black 0.41
African National/African Caribbean	1	1	0	0.00	African National/African Caribbean 0.01
American Indian/Alaska Native	16	20	4	25.00	American Indian/Alaska Native 0.15
Arab/Middle Eastern	2	1	-1	-50.00	Arab/Middle Eastern 0.01
Asian/Pacific Islander	39	37	-2	-5.13	Asian/Pacific Islander 0.27
Latino/Hispanic	47	44	-3	-6.38	Latino/Hispanic 0.32
Multiracial	125	87	-38	-30.40	Multiracial 0.64
White	13,613	13,372	-241	-1.77	White 98.19

5L La Crosse Area Synod, ELCA

(57 Congs Filed)

C31 Languages in which Liturgies are Regularly Conducted

Amharic	Estonian	Lao	Swahili
Anyuak	Finnish	Latvian	Swedish
Arabic	French	Maban	Tagalog
Batak	German	Mandarin	Taiwanese
Burmese	Haitian	Navajo	Tamil
Cambodian	Hmong	Norwegian 1	Telugu
Cantonese	Hungarian	Nuer	Thai
Cherokee	Indonesian	Oromo	Tigrinya
Creole	Inupiat	Paiute	Ukrainian
Czech	Japanese	Portuguese	Urdu
Danish	Kiswahili	Sign	Vietnamese
Dinka	Korean	Slovak	
English 73	Lakotah	Spanish	

C32 Disability Assistance Provided

Wheelchair Accessibility	59
Braille Worship Materials	1
Large Print Worship Materials	31
Assistive Hearing Devices	24
Sign Language Interpreters	1
Mental Health Ministries	2
Ministry with People with Developmental Disabilities	2
Specialized Faith Formation for Children or Adults (ADHD, autism, dyslexia, etc.)	3
No Response to Any	9

Evangelical Lutheran Church in America
Summary of Congregations That Did Not File 2024 Report Form A

5L La Crosse Area Synod, ELCA

Last Year Filed	Cong ID	Cong Status	Baptized Members	Congregation Name	City, State	Minister	Phone
2018	14826	Org	97	Bethany	Westby, WI		(608)632-4144
2018	14834	Org	197	Zion	Viroqua, WI		(608)632-4144
2020	11947	Org	320	Faith Of Black Hammer	Spring Grove, MN	Leonard E. Liptack	(507)498-5154
2020	14704	Org	49	Bethany	La Farge, WI	Amanda E. Schultz Garcia	(608)654-5236
2021	14639	Org	158	Immanuel	Cashton, WI	Amanda E. Schultz Garcia	(608)654-5236
2021	14642	Org	509	Trinity	Cashton, WI	Amanda E. Schultz Garcia	(608)654-5236
2021	14769	Org	43	Brush Creek	Ontario, WI	Patrick K. Ziems	(608)654-7798
2021	14794	Org	101	Fish Creek Ridge	Rockland, WI	Patrick K. Ziems	(608)654-7798
2022	14660	Org	188	DeSoto	De Soto, WI		(608)648-3569
2023	14410	Org	323	French Creek	Ettrick, WI		(608)525-4802
2023	14611	Org	311	Bells Coulee	Bangor, WI		(608)486-4415
2023	14640	Org	72	North Coon Prairie	Westby, WI	Patrick K. Ziems	(608)654-7798
2023	14641	Org	32	Portland	Cashton, WI	Patrick K. Ziems	(608)654-7798
2023	14675	Org	18	Luther Memorial	Gays Mills, WI	Carrie M. Anderson	(608)735-4445
2023	14756	Org	277	Utica	Ferryville, WI		(608)734-3051
2023	14804	Org	187	Our Savior	Soldiers Grove, WI	Carrie M. Anderson	(608)624-5754
Synod Total: 16 Congregation(s)							