

2024

Synod Data Toolkit

Northern Great Lakes
Synod (5G)

Office of the Secretary
December 2025



Evangelical
Lutheran Church
in America

This page intentionally left blank.

Table of Contents

03

Synod Summary

23

Baptisms by Congregation

05

Synod Trend Tables & Charts

28

Congregation Reports

18

Baptized Members, Average
Attendance, and Active
Participants

Summary of Membership, Participation, and Attendance

5G - Northern Great Lakes

Baptized membership has declined 33% over the past eight years, changing from 24,661 in 2017 to 16,605 in 2024. Over this same time period, the overall ELCA baptized membership decreased 23%.

Since 2017, **active participation** has shrunk 33%, moving from 12,799 to 8,598 with a drop of 221 in the most recent year. When looking at participation changes between 2020 and 2024 there was a 7% decrease. Since 2017, active participation in the ELCA overall has decreased by 38% (approximately 5% per year). Since 2020, active participation has decreased at a slightly slower rate of 16% (approximately 4% per year).

In-person worship attendance has declined 34% from 5,588 in 2017 to 3,696 in 2024. Some of this decline is made up by attenders worshiping online (3,048 in 2024). It is important to note that beginning in 2020, congregations were asked specifically about their in-person and online worship attendance separately. In-person worship attendance has increased 15% since 2020 from 3,210 to 3,696 in 2024. Since 2020, the overall ELCA in-person worship attendance increased 30% from 404,611 to 525,792 in 2024.

Summary of Finances

5G - Northern Great Lakes

Regular giving has risen by 5% since 2017, moving from \$9,672,945 in 2017 to \$10,153,950 in 2024. Over this period, inflation was 28%. Since 2020, regular giving has decreased by 9% in the synod and decreased by 2.5% in the ELCA overall; inflation was 21% during this time period.

Mission support has decreased 10% since 2017, from \$827,969 to \$747,008 in 2024. The ELCA overall experienced a 12% decline over the same period. Since 2020, mission support has decreased by 5% in the synod and decreased by 7% in the ELCA overall.

Operating expenses have decreased by 2%, standing at \$8,728,246 in 2024 compared to \$8,936,477 in 2017. They have increased by 4% for the ELCA overall during this time. Since 2020, operating expenses have increased by 5% in the synod and increased 8% in the ELCA overall.

Synod Trend Tables and Charts

- Synod Trend Tables
- Synod Trend Charts
- Congregations by Size
- Growth & Decline Tables

Annual Congregation Report

Trends for 5G - Northern Great Lakes

	2017	2018	2019	2020	2021	2022	2023	2024
Number of Organized Congregations	80	80	79	79	79	79	79	77
Baptized Membership	24,661	23,108	21,956	21,487	20,030	19,464	17,770	16,605
Members Received By:								
Baptism: Children	247	190	189	88	138	123	150	128
Baptism: Adults	16	13	10	11	10	6	8	16
Affirmation of Faith	210	174	132	43	70	81	139	107
Transfer	158	136	139	52	134	178	106	132
Other and Statistical Adjustment	80	29	41	51	17	146	30	45
Members Removed By:								
Death	362	321	339	345	325	309	287	317
Transfer	142	164	116	80	104	103	83	74
Other and Statistical Adjustment	891	1,516	617	292	1,380	631	1,761	1,132
Baptized Members Confirmed	191	169	173	59	140	120	104	79
Confirmed Members	19,995	18,760	18,060	17,395	16,049	15,757	14,530	13,859
Active Participants	12,799	12,991	12,209	9,248	8,916	9,517	8,819	8,598
Average Attendance	5,588	5,331	4,930	Not collected	Not collected	Not collected	Not collected	Not collected
Average Attendance - On-site				3,210	2,922	3,392	3,658	3,696
Average Attendance - Online				7,222	3,362	2,379	1,918	3,048
Racial/Ethnic Composition of Active Participants								
African American/Black	17	17	15	13	15	14	18	14
African National/African Caribbean	5	4	6	9	1	5	2	1
American Indian/Alaska Native	104	84	88	68	65	82	67	84
Arab/Middle Eastern	0	1	1	0	0	0	0	4
Asian/Pacific Islander	50	38	39	38	32	30	32	30
Multi-Racial/Multi-Ethnic	432	473	74	47	32	38	47	50
Other	8	2	Omitted	Omitted	Omitted	Omitted	Omitted	Omitted
Hispanic/Latino	18	18	18	11	6	17	18	21
White	12,165	12,354	11,965	9,062	8,653	9,011	8,454	8,342

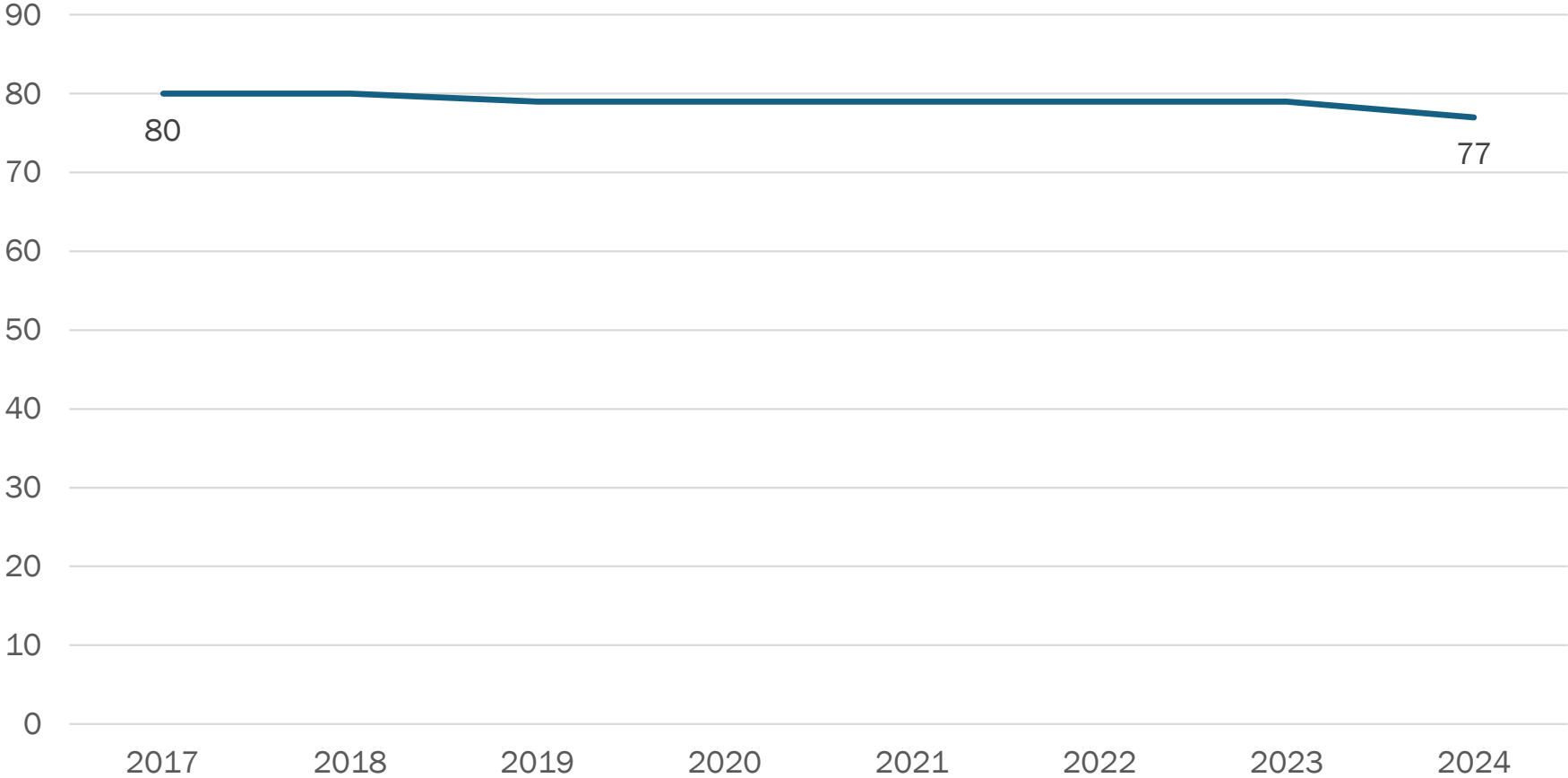
Annual Congregation Report

Trends for 5G - Northern Great Lakes

	2017	2018	2019	2020	2021	2022	2023	2024
Regular Giving by Members	\$9,672,945	\$9,271,183	\$9,293,613	\$11,109,918	\$8,916,339	\$8,817,141	\$9,081,909	\$10,153,950
Designated Giving by Members	\$1,408,954	\$1,518,745	\$1,444,687	\$1,189,147	\$1,023,965	\$969,679	\$1,107,653	\$1,319,664
Earned Income (any source)	\$545,108	\$239,663	\$424,432	\$303,607	\$468,186	\$189,935	\$398,597	\$569,965
Grants & Partnership Support	\$15,555	\$14,562	\$42,349	\$448,304	\$58,104	\$56,492	\$58,259	\$93,106
Other Receipts	\$586,410	\$641,766	\$383,794	\$483,196	\$294,288	\$684,798	\$512,578	\$573,530
Total Receipts	\$12,228,972	\$11,685,919	\$11,588,875	\$13,534,172	\$10,760,882	\$10,718,045	\$11,158,996	\$12,710,215
Total Indebtedness	\$1,471,820	\$1,179,002	\$943,830	\$693,355	\$657,675	\$1,129,569	\$743,149	\$581,562
Intended Mission Support	\$1,036,681	\$817,962	\$739,881	\$745,480	\$748,793	\$926,863	\$704,099	\$666,428
Current Operating Expenses	\$8,936,477	\$8,722,857	\$8,544,904	\$8,318,075	\$8,547,454	\$8,958,809	\$9,019,331	\$8,728,246
Capital Improvements	\$518,110	\$660,028	\$812,438	\$609,616	\$499,688	\$341,502	\$788,705	\$954,689
Payments on Debt	\$386,775	\$596,583	\$339,587	\$257,036	\$221,411	\$211,974	\$216,743	\$167,413
Mission Support	\$827,969	\$795,657	\$767,522	\$789,747	\$788,942	\$767,919	\$750,420	\$747,008
as % of Total Disbursements	7.09	6.81	6.92	7.48	7.45	6.93	6.50	6.61
as % of Regular Giving	8.56	8.58	8.26	7.11	8.85	8.71	8.26	7.36
Other Benevolence sent directly:								
To the synod	\$207,103	\$244,265	\$155,348	\$120,467	\$121,190	\$152,194	\$134,693	\$136,336
To the churchwide organization	\$26,515	\$15,615	\$17,846	\$18,177	\$13,134	\$29,921	\$48,229	\$24,178
For activity in another country	\$20,852	\$27,008	\$21,522	\$28,398	\$18,575	\$14,012	\$7,777	\$7,312
To camps	\$62,377	\$60,589	\$54,028	\$59,625	\$63,523	\$75,092	\$66,328	\$67,652
To colleges	\$250	\$2,323	\$1,060	\$4,455	\$3,319	\$4,880	\$1,980	\$250
To seminaries	\$4,418	\$2,664	\$10,557	\$11,098	\$2,784	\$4,150	\$0	\$604
To social service organizations	\$82,983	\$63,574	\$67,226	\$80,205	\$66,327	\$124,073	\$107,487	\$126,801
To campus ministry	\$15,856	\$16,606	\$11,965	\$20,383	\$17,112	\$16,882	\$13,296	\$11,906
All other benevolence	\$385,041	\$229,344	\$188,089	\$121,940	\$178,506	\$252,913	\$255,906	\$263,209
Non-mission support benevolence	\$805,395	\$661,988	\$527,641	\$464,748	\$484,470	\$674,117	\$635,696	\$638,248
Other expenses	\$195,354	\$238,412	\$101,054	\$115,883	\$49,555	\$119,635	\$141,049	\$68,645
Sum of Disbursements	\$11,670,080	\$11,675,525	\$11,093,146	\$10,555,105	\$10,591,520	\$11,073,956	\$11,551,944	\$11,304,249

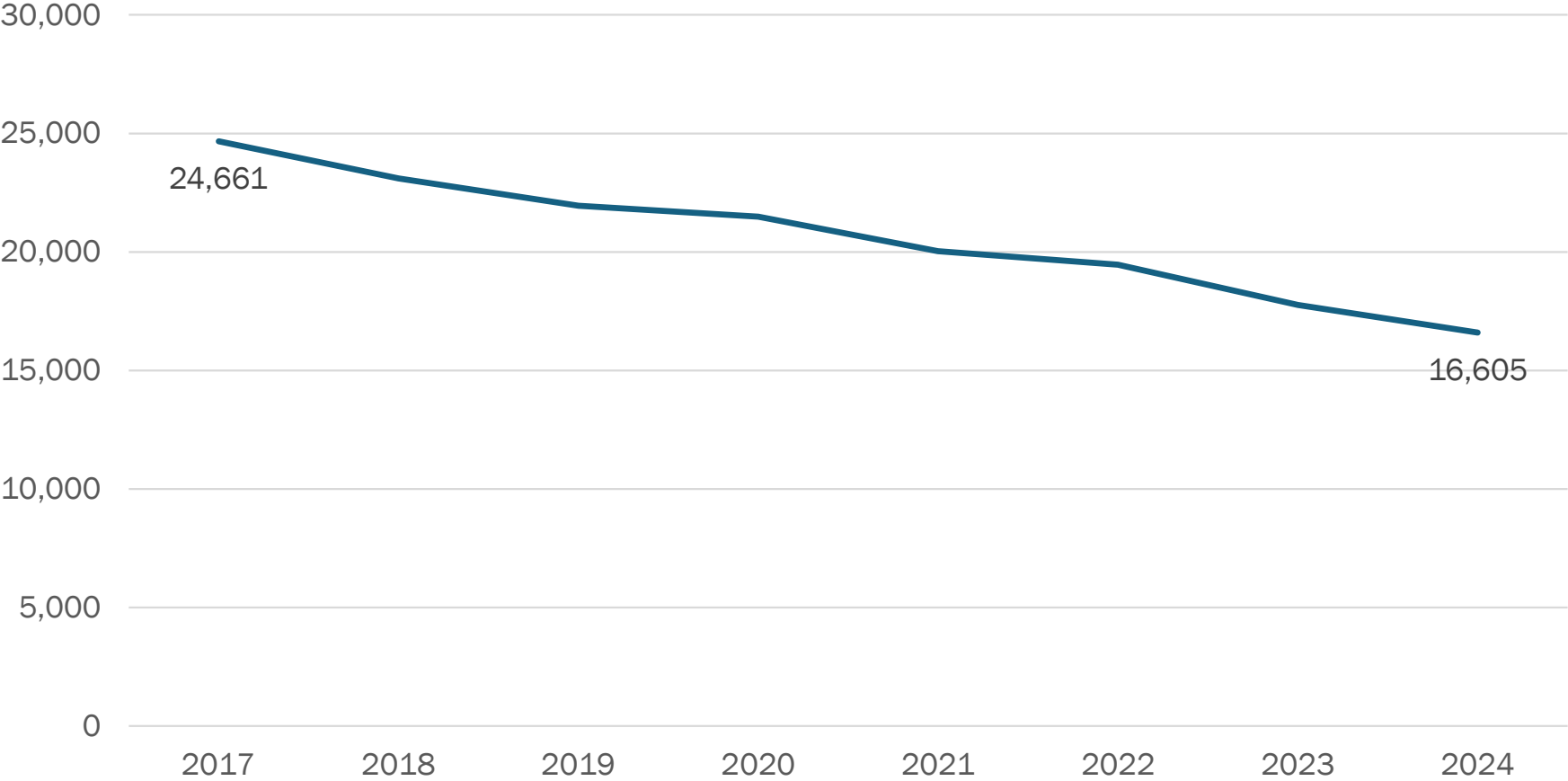
Number of Organized Congregations (2017-2024)

5G - Northern Great Lakes



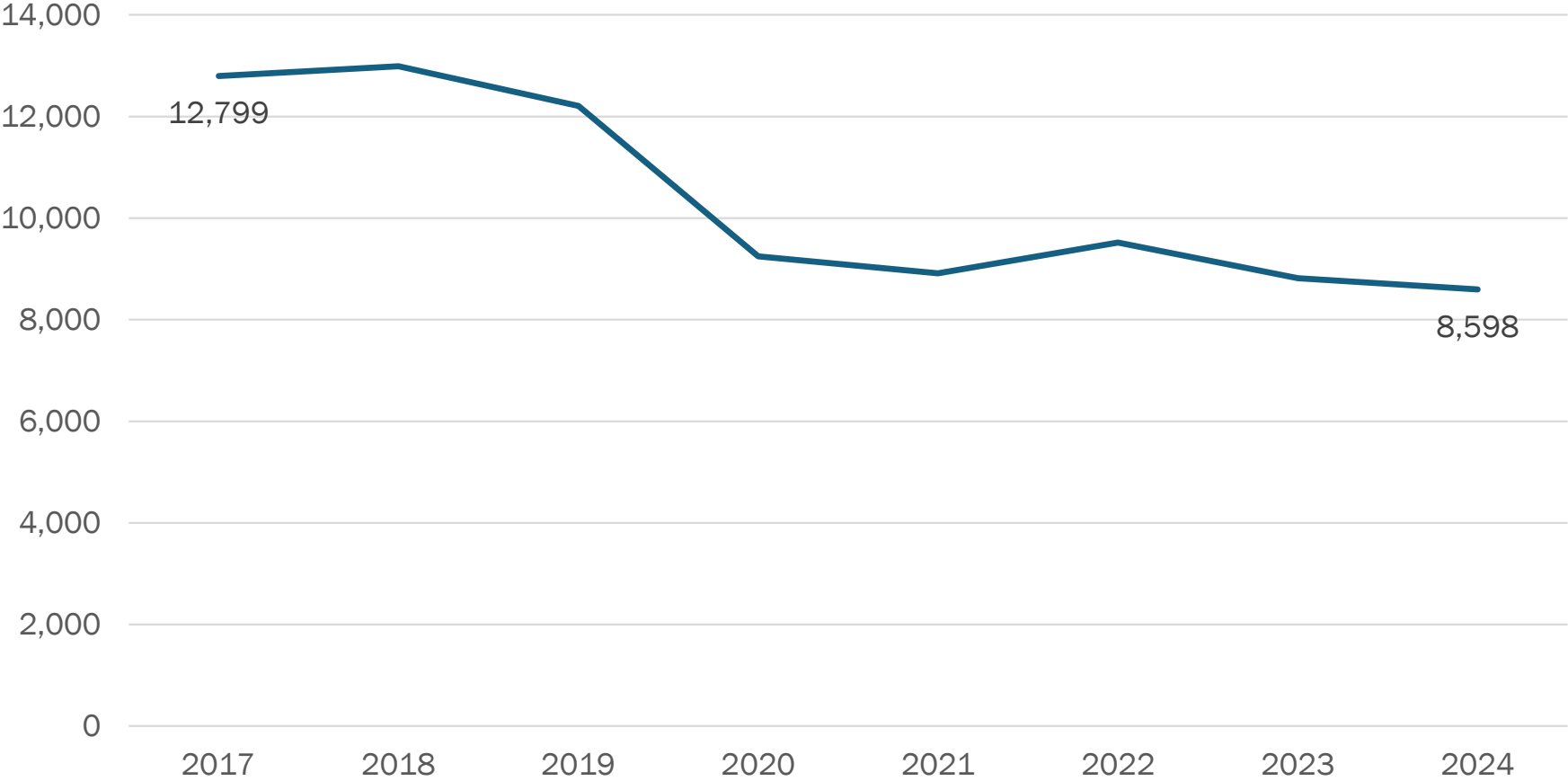
Baptized Membership (2017-2024)

5G - Northern Great Lakes



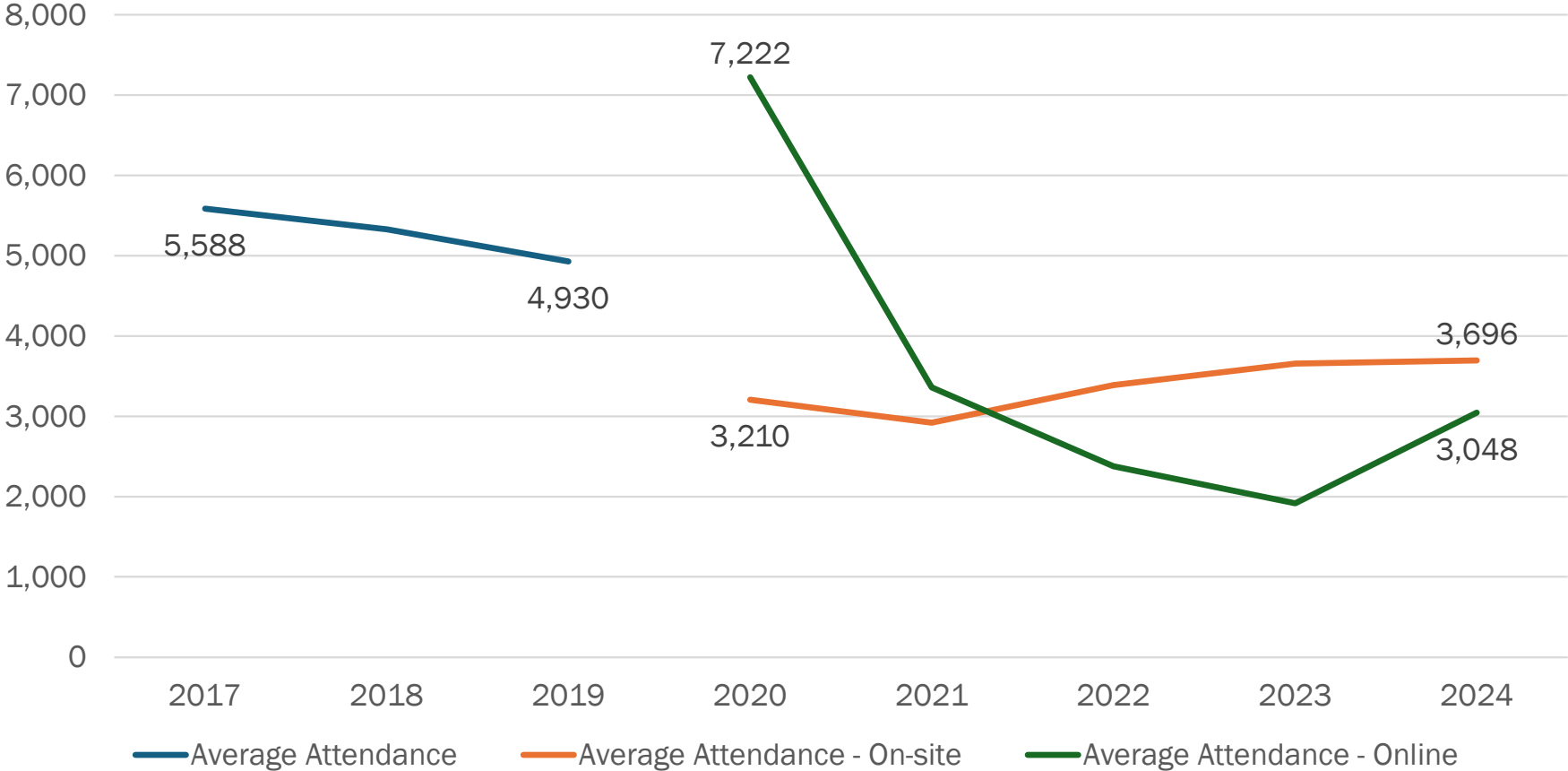
Active Participants (2017-2024)

5G - Northern Great Lakes



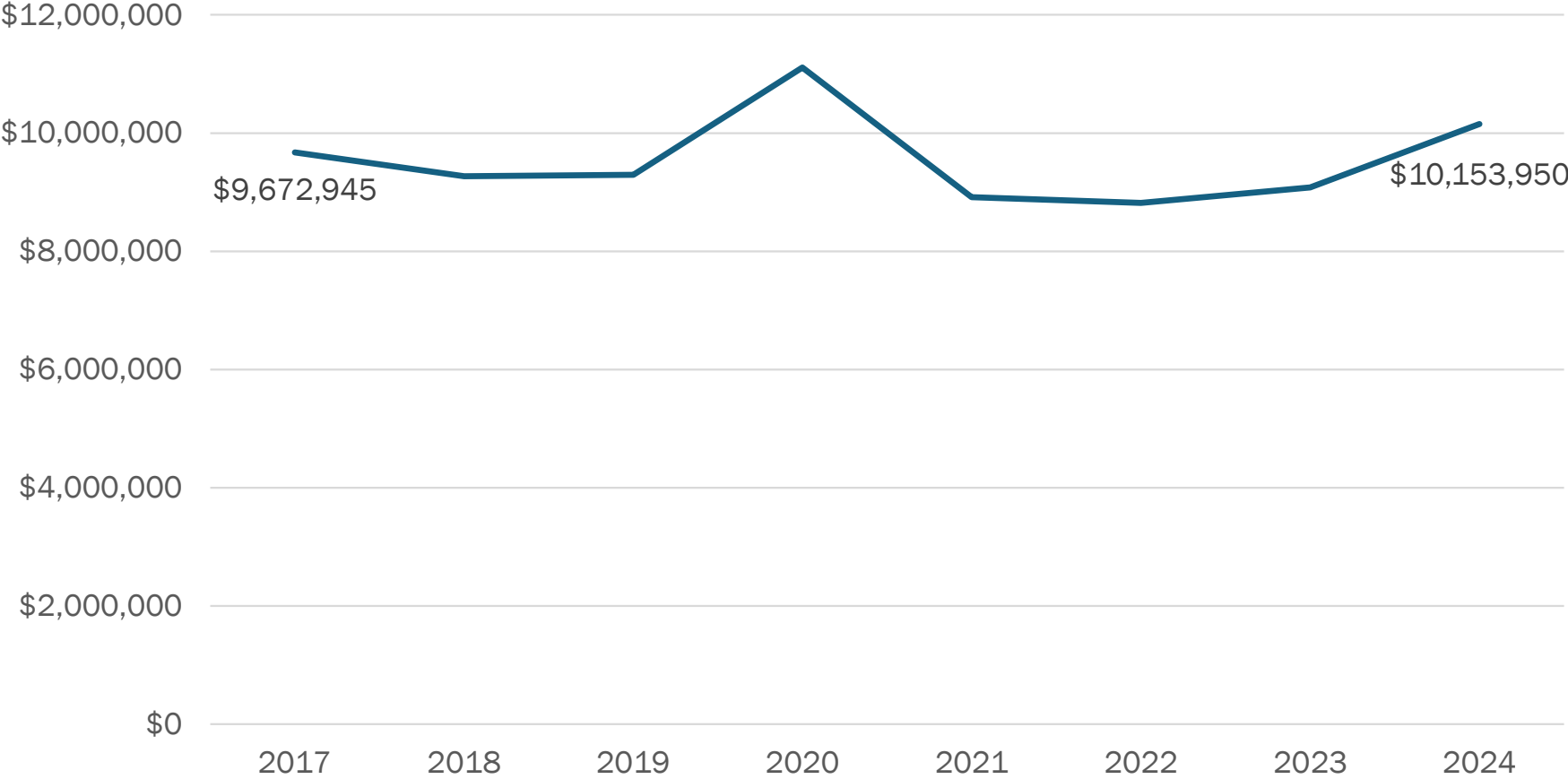
Worship Attendance (2017-2024)

5G - Northern Great Lakes



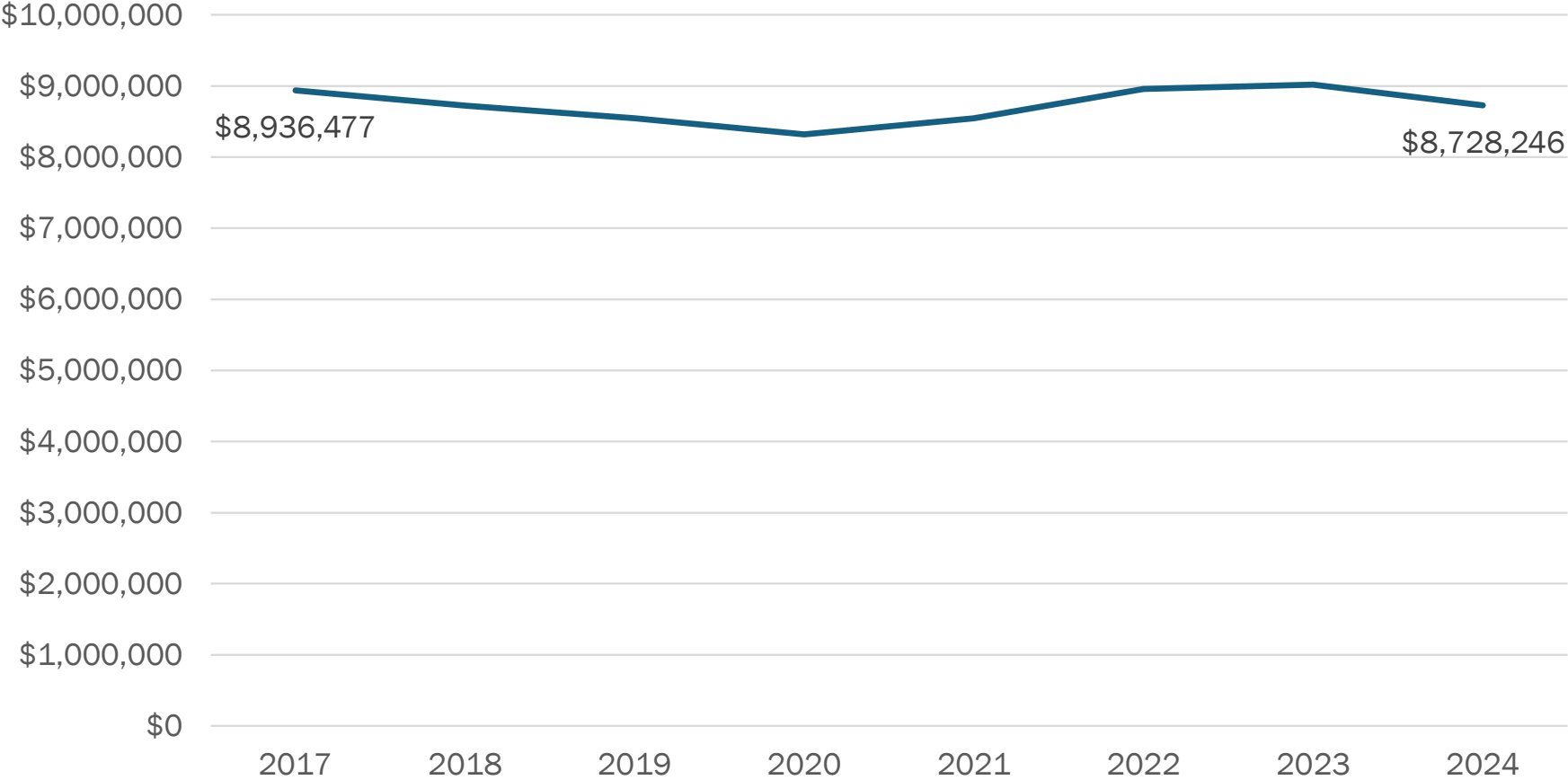
Regular Giving by Members (2017-2024)

5G - Northern Great Lakes



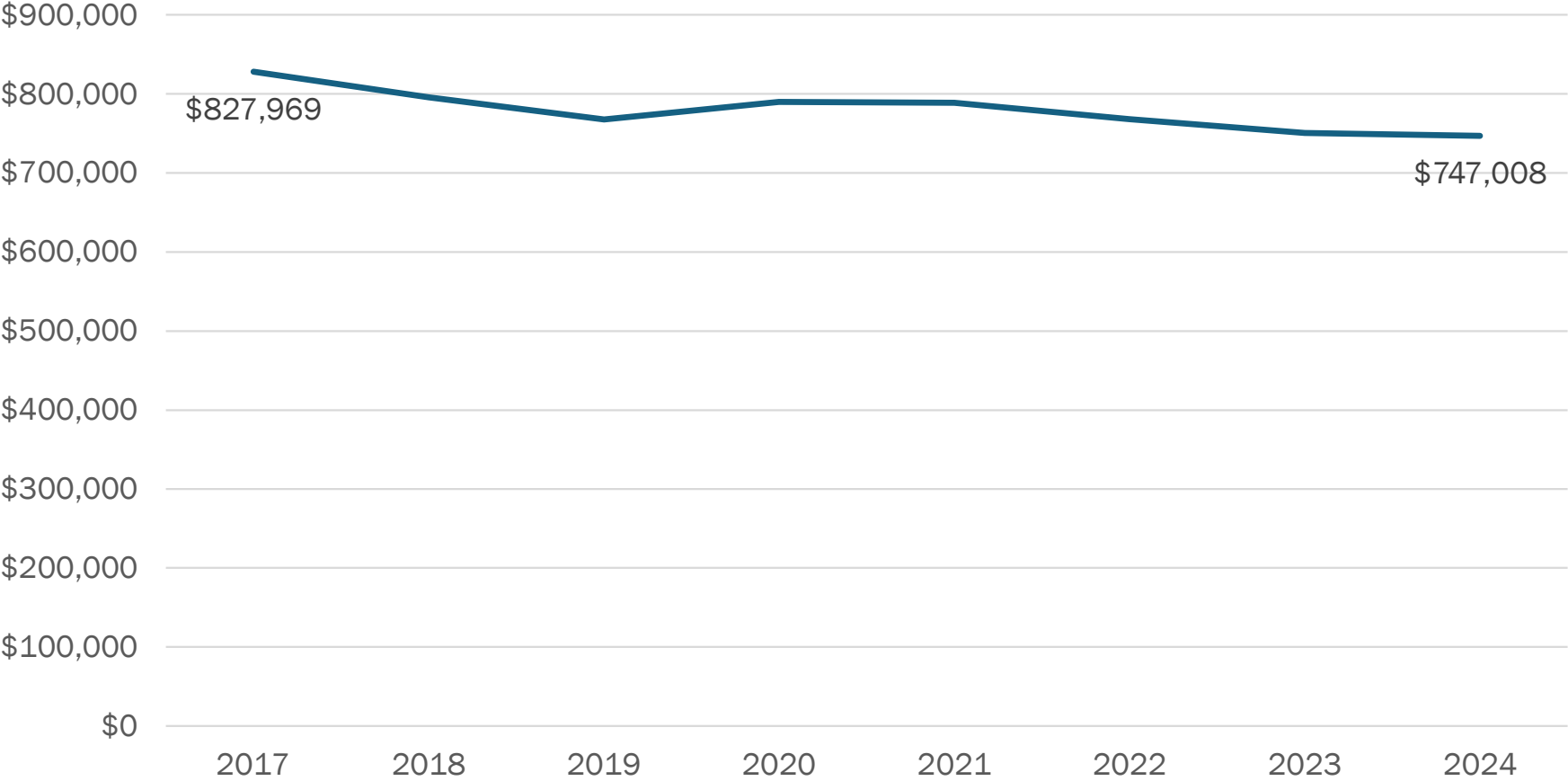
Current Operating Expenses (2017-2024)

5G - Northern Great Lakes



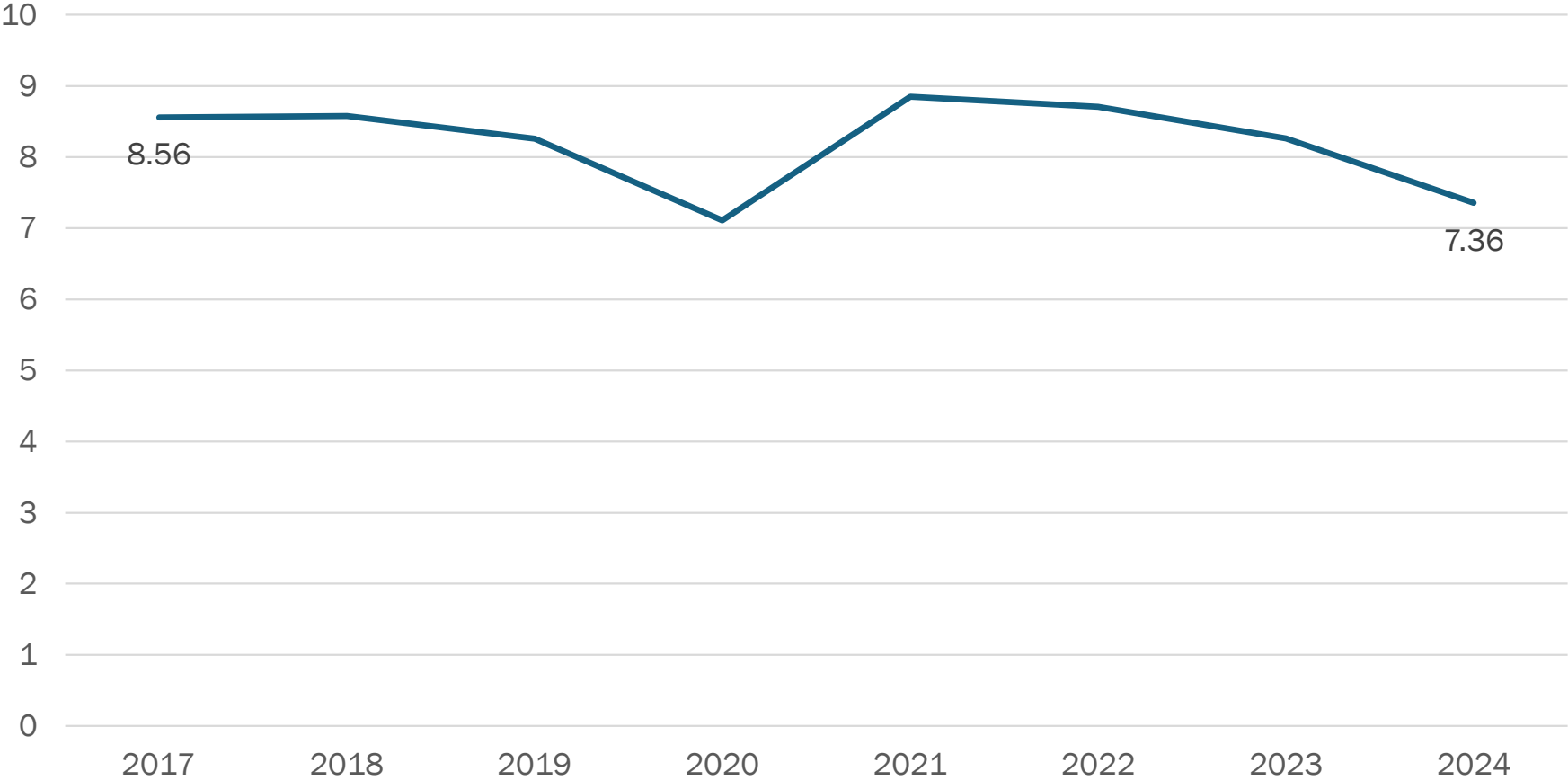
Mission Support (2017-2024)

5G - Northern Great Lakes

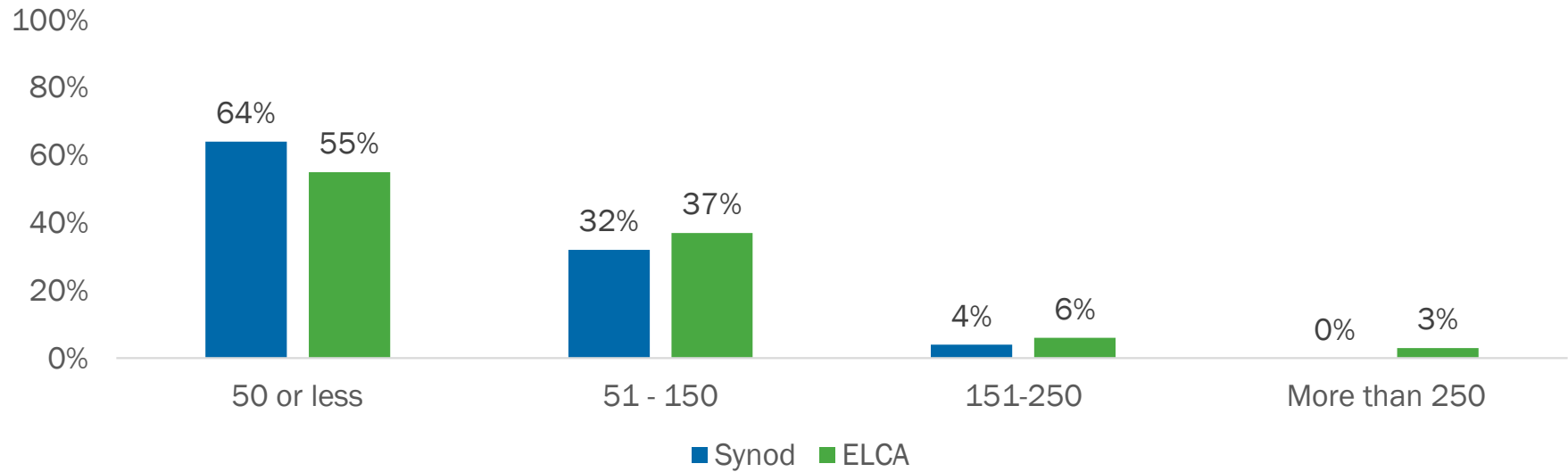


Mission Support as % of Regular Giving (2017-2024)

5G - Northern Great Lakes



Congregations by Size (Average On-Site Worship Attendance) 5G - Northern Great Lakes



Average On-Site Worship Attendance	Number of congregations (Synod)*	% of congregations (Synod)	Number of congregations (ELCA)*	% of congregations (ELCA)
50 or less	49	64%	4134	55%
51-150	25	32%	2787	37%
151-250	3	4%	430	6%
More than 250	0	0%	220	3%

*Submitted at least one Annual Congregation Report between 2020 and 2024.

Growth and Decline (2019-24)

5G - Northern Great Lakes

Change in Baptized Membership	# of congregations* (Synod)	% of congregations (Synod)	# of congregations* (ELCA)	% of congregations (ELCA)
Decline greater than 25%	22	31%	1,450	28%
Decline between 5% - 25%	20	29%	1,504	29%
Stable (decline <5% - incline <5%)	19	27%	1,492	29%
Increase between 5% - 25%	8	11%	545	11%
Increase greater than 25%	1	1%	109	2%

Change in Active Participants	# of congregations* (Synod)	% of congregations (Synod)	# of congregations* (ELCA)	% of congregations (ELCA)
Decline greater than 25%	30	43%	2,298	45%
Decline between 5% - 25%	19	27%	1,133	22%
Stable (decline <5% - incline <5%)	4	6%	491	10%
Increase between 5% - 25%	6	9%	510	10%
Increase greater than 25%	11	16%	668	13%

Change in On-Site Worship Attendance	# of congregations* (Synod)	% of congregations (Synod)	# of congregations* (ELCA)	% of congregations (ELCA)
Decline greater than 25%	35	50%	2,740	54%
Decline between 5% - 25%	23	33%	1,590	31%
Stable (decline <5% - incline <5%)	3	4%	329	6%
Increase between 5% - 25%	6	9%	281	6%
Increase greater than 25%	3	4%	160	3%

*Only congregations that filed an Annual Congregation Report in 2019 and 2024 are included.

Baptized Members, Average Attendance, and Active Participants

Baptized Members, Average Attendance (online and on-site), and Active Participants

5G - Northern Great Lakes

CongID	Congregation Name	City	State	ZIP	Data Year	Baptized Members	Average Online Attendance	Average On-site Attendance	Active Participants
06893	Immanuel Lutheran Church	Negaunee	MI	49866-1548	2024	630	25	113	477
06887	Messiah Lutheran Church	Marquette	MI	49855-2708	2024	621	133	177	475
07704	Ascension Lutheran Church	Minocqua	WI	54548-0940	2024	489	25	163	462
06863	Emmanuel Lutheran Church	Menominee	MI	49858-1813	2024	617	20	104	448
06885	Bethel Lutheran Church	Ishpeming	MI	49849-1839	2024	1102	0	91	300
07176	United Lutheran Church	Crystal Falls	MI	49920-0390	2024	295	644	68	274
06876	Faith Lutheran Church	Calumet	MI	49913-0523	2024	412	29	66	262
06910	First Lutheran Church	Gladstone	MI	49837-1418	2024	460	52	86	246
14408	Immanuel Lutheran Church	Escanaba	MI	49829-1215	2024	198	28	64	226
06881	Gloria Dei Lutheran Church	Hancock	MI	49930-1402	2024	430	14	118	218
06872	Immanuel Evangelical Lutheran Church	Rhineland	WI	54501-3143	2024	444	40	38	193
06908	Bethany Lutheran Church	Escanaba	MI	49829-3451	2024	404	55	87	175
06914	Zion Lutheran Church	Manistique	MI	49854-1411	2024	202	4	60	170
06836	Zion Lutheran Church	Ironwood	MI	49938-0705	2024	248	230	70	164
06862	Bethel Lutheran Church	Menominee	MI	49858-2747	2024	298	0	56	164
06857	First Lutheran Church	Iron River	MI	49935-1570	2024	162	5	42	162
06918	Calvary Lutheran Church	Rapid River	MI	49878-0100	2024	358	10	39	150
06861	Zion Lutheran Church	Marinette	WI	54143-4107	2024	294	10	80	142
30088	Mission United Lutheran Church	Pelkie	MI	49958-0029	2024	139	0	40	139
06878	Holy Trinity Lutheran Church	Chassell	MI	49916-9002	2024	357	197	69	135
06866	Grace Lutheran Church	Pembine	WI	54156-0117	2024	134	16	32	132
06901	Grace Lutheran Church	South Range	MI	49963-0249	2024	127	41	8	132
07604	All Saints Lutheran Church	Wakefield	MI	49968-1140	2024	194	40	35	125

Baptized Members, Average Attendance (online and on-site), and Active Participants

5G - Northern Great Lakes

CongID	Congregation Name	City	State	ZIP	Data Year	Baptized Members	Average Online Attendance	Average On-site Attendance	Active Participants
06922	Faith Lutheran Church	Sault Sainte Marie	MI	49783-2851	2024	267	12	130	122
14480	Calvary Evangelical Lutheran Church	Minocqua	WI	54548-0063	2024	158	42	46	121
06912	Grace Lutheran Church	Gwinn	MI	49841-1114	2024	139	25	51	120
06843	Siloa Lutheran Church	Ontonagon	MI	49953-1327	2024	155	0	26	115
30032	Prince Of Peace Lutheran Church	Eagle River	WI	54521-0535	2024	112	13	53	110
14528	Trinity Evangelical Lutheran Church	Rhineland	WI	54501-3133	2024	492	152	152	109
07219	Prince Of Peace Lutheran Church	Marquette	MI	49855-9559	2024	174	10	71	107
06915	Eden Evangelical Lutheran Church	Munising	MI	49862-0360	2024	342	11	39	100
07846	First Lutheran Church	Mass City	MI	49948-0009	2024	25	0	10	100
16242	Faith Lutheran Church	Three Lakes	WI	54562-0436	2024	174	30	37	96
06834	St Paul Lutheran Church	Ironwood	MI	49938-2211	2024	95	52	52	90
06909	Christ The King Lutheran Church	Escanaba	MI	49829-1628	2024	162	12	45	87
06830	Sharon Lutheran Church	Bessemer	MI	49911-1519	2024	203	0	24	85
06891	Faith Lutheran Church	Ishpeming	MI	49849-9065	2024	203	120	43	80
06920	St James Lutheran Church	Rudyard	MI	49780-0156	2024	213	436	42	80
06883	Good Shepherd Lutheran Church	Houghton	MI	49931-1308	2024	174	3	37	75
06916	Our Redeemer Lutheran Church	Newberry	MI	49868-0473	2024	54	40	17	75
06951	United Lutheran Church	Lanse	MI	49946-1127	2024	390	0	55	75
14522	Porterfield Lutheran Church				2024	391	50	55	75
06906	Bethel Lutheran Church	Cedarville	MI	49719-9441	2024	106	0	40	74
06835	Salem Lutheran Church	Ironwood	MI	49938-2113	2024	156	300	83	72
06890	Bethany Lutheran Church	Mohawk	MI	49950-0315	2024	285	17	26	69
06950	Good Shepherd Lutheran Church	Peshtigo	WI	54157-1330	2024	279	5	42	65

Baptized Members, Average Attendance (online and on-site), and Active Participants

5G - Northern Great Lakes

CongID	Congregation Name	City	State	ZIP	Data Year	Baptized Members	Average Online Attendance	Average On-site Attendance	Active Participants
14331	Beaver American Lutheran Church	Pound	WI	54161-0068	2024	224	0	52	65
14463	Our Saviors Lutheran Church	Marinette	WI	54143-4133	2024	99	4	42	65
06892	Bethany Lutheran Church	Negaunee	MI	49866-1432	2024	86	38	22	63
06884	Bethany Lutheran Church	Ishpeming	MI	49849-1034	2024	195	5	62	62
06870	St Stephen Lutheran Church	Stephenson	MI	49887-8429	2024	101	0	43	54
06871	Gethsemane Lutheran Church	Wallace	MI	49893-9385	2024	156	0	53	53
06856	Bethlehem Lutheran Church	Florence	WI	54121-0047	2024	46	2	21	52
06923	Emanuel Lutheran Church	Skandia	MI	49885-0160	2024	169	0	20	49
06899	Bethany Lutheran Church	Republic	MI	49879-0031	2024	146	4	44	48
06865	Bethany Evangelical Lutheran Church	Norway	MI	49870-1174	2024	117	10	28	47
06831	First Lutheran Church	Ewen	MI	49925-0286	2024	50	0	24	45
06844	Our Saviour Lutheran Church	Bruce Crossing	MI	49912-8813	2024	43	0	10	45
30873	Community Lutheran Church	Palmer	MI	49871-0056	2024	108	0	35	45
06841	St Paul Lutheran Church	Mass City	MI	49948-0009	2024	137	0	20	43
06853	Pioneer Lake Lutheran Church	Conover	WI	54519-9306	2024	91	0	41	42
06868	Calvary Lutheran Church	Quinnesec	MI	49876-9546	2023	128	30	30	40
14451	Trinity Lutheran Church	Ishpeming	MI	49849-1840	2024	129	4	28	30
06924	Trinity Lutheran Church	Rapid River	MI	49878-9598	2023	130	0	15	30
06911	First Lutheran Church	Grand Marais	MI	49839-0322	2024	57	0	22	29
06852	Bethany Lutheran Church	Amasa	MI	49903-0058	2024	245	0	15	27
06846	Trinity Lutheran Church	Trout Creek	MI	49967-0113	2023	51	0	35	25
06903	Zion (Allenville) Lutheran Church	Moran	MI	49760-0107	2024	92	0	23	23

Baptized Members, Average Attendance (online and on-site), and Active Participants

5G - Northern Great Lakes

CongID	Congregation Name	City	State	ZIP	Data Year	Baptized Members	Average Online Attendance	Average On-site Attendance	Active Participants
06874	Our Saviour's Evangelical Lutheran Church	Atlantic Mine	MI	49905-0001	2024	22	0	11	22
06919	Faith Lutheran Church	Rock	MI	49880-0227	2024	156	0	19	20
06833	St John Lutheran Church	Ironwood	MI	49938-9714	2024	45	0	17	17
06875	Holy Cross Lutheran Church	Baraga	MI	49908-0040	2024	235	0	25	15
06869	Trinity Lutheran Church	Stambaugh	MI	49964-0636	2023	40	0	15	15
06917	Bethany Lutheran Church	Gladstone	MI	49837-0437	2023	91	0	12	15
06921	Zion Evangelical Lutheran Church	Saint Ignace	MI	49781-1804	2023	23	3	10	15
06905	Trinity (Brevort) Lutheran Church	Moran	MI	49760-9817	2023	19	0	13	13
06925	First Lutheran Church	Trenary	MI	49891-0149	2024	10	0	7	11

Baptisms by Congregation

Baptisms

5G - Northern Great Lakes

CongID	Congregation Name	City	State	ZIP	Data Year	Baptisms
06878	Holy Trinity Lutheran Church	Chassell	MI	49916-9002	2024	10
06876	Faith Lutheran Church	Calumet	MI	49913-0523	2024	9
06885	Bethel Lutheran Church	Ishpeming	MI	49849-1839	2024	9
06893	Immanuel Lutheran Church	Negaunee	MI	49866-1548	2024	9
06908	Bethany Lutheran Church	Escanaba	MI	49829-3451	2024	6
06843	Siloa Lutheran Church	Ontonagon	MI	49953-1327	2024	5
06863	Emmanuel Lutheran Church	Menominee	MI	49858-1813	2024	5
06881	Gloria Dei Lutheran Church	Hancock	MI	49930-1402	2024	5
06890	Bethany Lutheran Church	Mohawk	MI	49950-0315	2024	5
06911	First Lutheran Church	Grand Marais	MI	49839-0322	2024	5
06914	Zion Lutheran Church	Manistique	MI	49854-1411	2024	5
06834	St Paul Lutheran Church	Ironwood	MI	49938-2211	2024	4
06871	Gethsemane Lutheran Church	Wallace	MI	49893-9385	2024	4
06887	Messiah Lutheran Church	Marquette	MI	49855-2708	2024	4
06910	First Lutheran Church	Gladstone	MI	49837-1418	2024	4
14528	Trinity Evangelical Lutheran Church	Rhineland	WI	54501-3133	2024	4
06836	Zion Lutheran Church	Ironwood	MI	49938-0705	2024	3
06920	St James Lutheran Church	Rudyard	MI	49780-0156	2024	3
07176	United Lutheran Church	Crystal Falls	MI	49920-0390	2024	3
07604	All Saints Lutheran Church	Wakefield	MI	49968-1140	2024	3
07704	Ascension Lutheran Church	Minocqua	WI	54548-0940	2024	3
14408	Immanuel Lutheran Church	Escanaba	MI	49829-1215	2024	3
14522	Porterfield Lutheran Church				2024	3

Baptisms

5G - Northern Great Lakes

CongID	Congregation Name	City	State	ZIP	Data Year	Baptisms
06852	Bethany Lutheran Church	Amasa	MI	49903-0058	2024	2
06872	Immanuel Evangelical Lutheran Church	Rhineland	WI	54501-3143	2024	2
06892	Bethany Lutheran Church	Negaunee	MI	49866-1432	2024	2
06901	Grace Lutheran Church	South Range	MI	49963-0249	2024	2
06912	Grace Lutheran Church	Gwinn	MI	49841-1114	2024	2
06916	Our Redeemer Lutheran Church	Newberry	MI	49868-0473	2024	2
06951	United Lutheran Church	Lanse	MI	49946-1127	2024	2
06830	Sharon Lutheran Church	Bessemer	MI	49911-1519	2024	1
06835	Salem Lutheran Church	Ironwood	MI	49938-2113	2024	1
06844	Our Saviour Lutheran Church	Bruce Crossing	MI	49912-8813	2024	1
06861	Zion Lutheran Church	Marinette	WI	54143-4107	2024	1
06865	Bethany Evangelical Lutheran Church	Norway	MI	49870-1174	2024	1
06866	Grace Lutheran Church	Pembine	WI	54156-0117	2024	1
06870	St Stephen Lutheran Church	Stephenson	MI	49887-8429	2024	1
06883	Good Shepherd Lutheran Church	Houghton	MI	49931-1308	2024	1
06891	Faith Lutheran Church	Ishpeming	MI	49849-9065	2024	1
06899	Bethany Lutheran Church	Republic	MI	49879-0031	2024	1
06903	Zion (Allenville) Lutheran Church	Moran	MI	49760-0107	2024	1
14331	Beaver American Lutheran Church	Pound	WI	54161-0068	2024	1
06846	Trinity Lutheran Church	Trout Creek	MI	49967-0113	2023	1
06868	Calvary Lutheran Church	Quinnesec	MI	49876-9546	2023	1
06905	Trinity (Brevort) Lutheran Church	Moran	MI	49760-9817	2023	1
06924	Trinity Lutheran Church	Rapid River	MI	49878-9598	2023	1

Baptisms

5G - Northern Great Lakes

CongID	Congregation Name	City	State	ZIP	Data Year	Baptisms
06831	First Lutheran Church	Ewen	MI	49925-0286	2024	0
06833	St John Lutheran Church	Ironwood	MI	49938-9714	2024	0
06841	St Paul Lutheran Church	Mass City	MI	49948-0009	2024	0
06853	Pioneer Lake Lutheran Church	Conover	WI	54519-9306	2024	0
06856	Bethlehem Lutheran Church	Florence	WI	54121-0047	2024	0
06857	First Lutheran Church	Iron River	MI	49935-1570	2024	0
06862	Bethel Lutheran Church	Menominee	MI	49858-2747	2024	0
06874	Our Saviour's Evangelical Lutheran Church	Atlantic Mine	MI	49905-0001	2024	0
06875	Holy Cross Lutheran Church	Baraga	MI	49908-0040	2024	0
06884	Bethany Lutheran Church	Ishpeming	MI	49849-1034	2024	0
06906	Bethel Lutheran Church	Cedarville	MI	49719-9441	2024	0
06909	Christ The King Lutheran Church	Escanaba	MI	49829-1628	2024	0
06915	Eden Evangelical Lutheran Church	Munising	MI	49862-0360	2024	0
06918	Calvary Lutheran Church	Rapid River	MI	49878-0100	2024	0
06919	Faith Lutheran Church	Rock	MI	49880-0227	2024	0
06922	Faith Lutheran Church	Sault Sainte Marie	MI	49783-2851	2024	0
06923	Emanuel Lutheran Church	Skandia	MI	49885-0160	2024	0
06925	First Lutheran Church	Trenary	MI	49891-0149	2024	0
06950	Good Shepherd Lutheran Church	Peshtigo	WI	54157-1330	2024	0
07219	Prince Of Peace Lutheran Church	Marquette	MI	49855-9559	2024	0
07846	First Lutheran Church	Mass City	MI	49948-0009	2024	0
14451	Trinity Lutheran Church	Ishpeming	MI	49849-1840	2024	0
14463	Our Saviors Lutheran Church	Marinette	WI	54143-4133	2024	0

Baptisms

5G - Northern Great Lakes

CongID	Congregation Name	City	State	ZIP	Data Year	Baptisms
14480	Calvary Evangelical Lutheran Church	Minocqua	WI	54548-0063	2024	0
16242	Faith Lutheran Church	Three Lakes	WI	54562-0436	2024	0
30032	Prince Of Peace Lutheran Church	Eagle River	WI	54521-0535	2024	0
30088	Mission United Lutheran Church	Pelkie	MI	49958-0029	2024	0
30873	Community Lutheran Church	Palmer	MI	49871-0056	2024	0
06869	Trinity Lutheran Church	Stambaugh	MI	49964-0636	2023	0
06917	Bethany Lutheran Church	Gladstone	MI	49837-0437	2023	0
06921	Zion Evangelical Lutheran Church	Saint Ignace	MI	49781-1804	2023	0

Congregation Reports

Evangelical Lutheran Church in America
Name and Address Summary Report as of December 31, 2024

5G Northern Great Lakes Synod, ELCA

Cong ID	Congregation Name	Lang Codes	Location Address	City, State	Ministers	Year Orgn	Bapt Mbrs	Conf Mbrs	Avg Atnd On-site	Avg Atnd Online
Conference: 01 Iron-Gogebic-Ontonagon (IGO)										
06830	Sharon	EN	100 E Sellar St	Bessemer, MI	Brittany M. Barkus	1889	203	203	24	0
06844	Our Saviour	EN	13980 N Paynesville Rd	Bruce Crossing, MI	Kay S. Richter	1907	43	38	10	0
06831	First	EN	200 N Cedar St	Ewen, MI	Kay S. Richter	1916	50	48	24	0
06835	Salem	EN	333 E Aurora St	Ironwood, MI	Nicole T. Hanson-Lynn	1887	156	148	83	300
06833	St John	EN	E5071 Airport Rd	Ironwood, MI		1930	45	45	17	0
06834	St Paul	EN	111 S Curry St	Ironwood, MI	Douglas P. Norquist	1892	95	89	52	52
06836	Zion	EN	100 W Midland Ave	Ironwood, MI	Nicole T. Hanson-Lynn	1896	248	3	70	230
06846 *	Trinity	EN	136 Division St.	Trout Creek, MI	Kay S. Richter	1897	51	51	35	0
07604	All Saints	EN	1202 Putnam St	Wakefield, MI	Brittany M. Barkus	1890	194	158	35	40
Conference Totals:							1,085	783	350	622
Conference: 02 Copper Country										
06874	Our Saviour's Evangelical	EN	47281 Adventure St.	Atlantic Mine, MI		1890	22	22	11	0
06875	Holy Cross	EN	211 State Ave	Baraga, MI	Julie L. Belew	1892	235	134	25	0
06876	Faith	EN	26016 Depot St	Calumet, MI	Jared W. Howard	1876	412	376	66	29
06878	Holy Trinity	EN	42905 Wilson Memorial Dr	Chassell, MI	Soren S. Schmidt	1912	357	293	69	197
06881	Gloria Dei	EN	1000 W Quincy St	Hancock, MI	Abraham J. Semmler Smith	1867	430	231	118	14
06883	Good Shepherd	EN	1100 College Ave	Houghton, MI	Sarah A. Semmler Smith	1960	174	171	37	3
06951	United	EN	21 Mesnard St	Lanse, MI		1972	390	299	55	0
06841	St Paul	EN	1409 Ridge Ave	Mass City, MI		1901	137	137	20	0
06890	Bethany	EN	87 6th St	Mohawk, MI		1876	285	240	26	17
06843	Siloa	EN	218 E River St	Ontonagon, MI		1906	155	55	26	0
30088	Mission United	EN	16463 Pelkie Rd	Pelkie, MI	Kelly J. Ylitalo	1894	139	129	40	0
06901	Grace	EN	45476 State Highway M26	South Range, MI		1905	127	110	8	41
07846	First	EN	31130 N Highway 26	Winona, MI		1987	25	25	10	0
Conference Totals:							2,888	2,222	511	301
Conference: 03 Headwaters										
06853	Pioneer Lake	EN	3675 Church Rd	Conover, WI	Peggy A. Rose	1903	91	82	41	0
30032	Prince Of Peace	EN	5030 State Highway 70 W	Eagle River, WI	Grant M. Van Lishout	1989	112	112	53	13
07704	Ascension	EN	7937 US Highway 51 S	Minocqua, WI	Peter M. Warmanen Philip R. Johnson	1983	489	376	163	25
14480	Calvary Evangelical	EN	8632 US Highway 51 N	Minocqua, WI	Maxine D. Gray	1951	158	136	46	42
06872	Immanuel Evangelical	EN	21 W Timber Dr	Rhineland, WI		1891	444	388	38	40
14528	Trinity Evangelical	EN	235 N Stevens St	Rhineland, WI	Kari L. Vadis Timothy J. Vadis	1891	492	391	152	152
16242	Faith	EN	6995 US Highway 45	Three Lakes, WI	Catherine J. Ford	1981	174	169	37	30
Conference Totals:							1,960	1,654	530	302

Code Key:

* = 2024 data not available as of report run date

**Evangelical Lutheran Church in America
Name and Address Summary Report as of December 31, 2024**

5G Northern Great Lakes Synod, ELCA

Cong ID	Congregation Name	Lang Codes	Location Address	City, State	Ministers	Year Orgn	Bapt Mbrs	Conf Mbrs	Avg Atnd On-site	Avg Atnd Online
Conference: 04 Four Rivers										
06852	Bethany	EN	305 Maple Ave	Amasa, MI	Donald J. Rasner	1896	245	182	15	0
07176	United	EN	506 Superior Ave	Crystal Falls, MI	Donald J. Rasner	1967	295	246	68	644
06856	Bethlehem	EN	900 Central Ave	Florence, WI		1892	46	45	21	2
06857	First	EN	235 E Genesee St	Iron River, MI	Lance W. Crevier	1890	162	162	42	5
06869 *	Trinity	EN	103 Blossom St.	Iron River, MI	Melissa A. Salminen	1902	40	38	15	0
06865	Bethany Evangelical	EN	130 O Dill Dr	Norway, MI	Dave J. Johnson	1880	117	3	28	10
06866	Grace	EN	W8014 Minnie St	Pembine, WI		1925	134	128	32	16
06868 *	Calvary	EN	821 Bluff St	Quinnesec, MI	Dave J. Johnson	1926	128	128	30	30
Conference Totals:							1,167	932	251	707
Conference: 05 Menominee Valley										
14463	Our Saviors	EN	1600 University Dr	Marinette, WI		1872	99	96	42	4
06861	Zion	EN	2714 James St	Marinette, WI		1875	294	243	80	10
06862	Bethel	EN	1309 14th Ave	Menominee, MI	Scott G. Ehle	1885	298	196	56	0
06863	Emmanuel	EN	2901 13th St	Menominee, MI	Christine L. Olson	1931	617	617	104	20
06950	Good Shepherd	EN	331 Pine St	Peshtigo, WI	David M. Murphy	1972	279	238	42	5
14522	Porterfield	EN	N6075 County Rd E	Porterfield, WI		1886	391	391	55	50
14331	Beaver American	EN	N4557 19th Rd	Pound, WI		1892	224	209	52	0
06870	St Stephen	EN	S214 Willow St	Stephenson, MI	Brenda L. Greenwald	1945	101	71	43	0
06871	Gethsemane	EN	N6095 US Highway 41	Wallace, MI	Brenda L. Greenwald	1883	156	105	53	0
Conference Totals:							2,459	2,166	527	89
Conference: 06 Delta										
06908	Bethany	EN	202 S 11th St	Escanaba, MI	Lillian C. Brondyke	1879	404	404	87	55
06909	Christ The King	EN	1230 N 18th St	Escanaba, MI		1958	162	140	45	12
14408	Immanuel	EN	600 S Lincoln Rd	Escanaba, MI	Michael J. Markwell	1888	198	190	64	28
06910	First	EN	1212 Minneapolis Ave	Gladstone, MI	Elisabeth A. Daniels	1889	460	460	86	52
06917 *	Bethany	EN	6146 Perkins Rd	Perkins, MI	Melissa A. Salminen	1895	91	80	12	0
06918	Calvary	EN	10439 Wisconsin Ave	Rapid River, MI	Stephen M. Gauger	1900	358	279	39	10
06924 *	Trinity	EN	5207 County 513 T Rd	Rapid River, MI		1961	130	105	15	0
06919	Faith	EN	4081 E Maple Ridge 37th Rd	Rock, MI		1911	156	156	19	0
06925	First	EN	N1030 Trenary Ave	Trenary, MI		1957	10	10	7	0
Conference Totals:							1,969	1,824	374	157

Code Key:

* = 2024 data not available as of report run date

**Evangelical Lutheran Church in America
Name and Address Summary Report as of December 31, 2024**

5G Northern Great Lakes Synod, ELCA

Cong ID	Congregation Name	Lang Codes	Location Address	City, State	Ministers	Year Orgn	Bapt Mbrs	Conf Mbrs	Avg Atnd On-site	Avg Atnd Online
Conference: 07 Three Lakes										
06906	Bethel	EN	217 N M 129	Cedarville, MI	Renee E. MacLeod	1899	106	68	40	0
06911	First	EN	EZ1681 Braziel St	Grand Marais, MI		1898	57	54	22	0
06914	Zion	EN	435 Oak St	Manistique, MI	Thomas M. Richter	1885	202	186	60	4
06905 *	Trinity (Brevort)	EN	W4528 Fishermans Dr	Moran, MI		1910	19	19	13	0
06903	Zion (Allenville)	EN	W1946 Brevort Lake Rd.	Moran, MI	Renee E. MacLeod	1907	92	92	23	0
06916	Our Redeemer	EN	321 W John St	Newberry, MI	Melinda J. VanderSys	1889	54	45	17	40
06920	St James	EN	11118 W 3rd St	Rudyard, MI	Elise M. Hynek	1902	213	169	42	436
06921 *	Zion Evangelical	EN	999 S State St	Saint Ignace, MI		1907	23	19	10	3
06922	Faith	EN	1600 Park St	Sault Sainte Marie, MI	Rita W. Chirala	1906	267	221	130	12
Conference Totals:							1,033	873	357	495
Conference: 08 Superior Central										
06912	Grace	EN	558 W M35	Gwinn, MI	Jack D. Busche	1904	139	136	51	25
06884	Bethany	EN	715 Mather Ave	Ishpeming, MI	Jason M. Mills	1870	195	195	62	5
06885	Bethel	EN	333 E Ridge St	Ishpeming, MI	Timothy D. Johnston	1887	1,102	925	91	0
06891	Faith	EN	180 County Road Ppo	Ishpeming, MI		1903	203	147	43	120
14451	Trinity	EN	414 E Ridge St	Ishpeming, MI		1871	129	76	28	4
06887	Messiah	EN	305 W Magnetic St	Marquette, MI	Molly B. Hunter	1881	621	586	177	133
07219	Prince Of Peace	EN	555 Riverside Rd	Marquette, MI	Alexis J. LaChapelle	1969	174	164	71	10
06915	Eden Evangelical	EN	1150 M-28 West	Munising, MI		1905	342	342	39	11
06892	Bethany	EN	550 Cherry St	Negaunee, MI	Lloyd L. Luedeman	1886	86	77	22	38
30873	Community	EN	State Hwy M-35	Negaunee, MI		2010	108	90	35	0
06893	Immanuel	EN	520 US Highway 41	Negaunee, MI	Breanne R. Kinnunen	1887	630	477	113	25
06899	Bethany	EN	110 Poplar St	Republic, MI	Alexander J. Ross	1887	146	116	44	4
06923	Emanuel	EN	9812 US Highway 41 S	Skandia, MI	Lloyd L. Luedeman	1894	169	74	20	0
Conference Totals:							4,044	3,405	796	375
Synod Totals:							16,605	13,859	3,696	3,048

Language Codes:

Amharic [AM]	Cherokee [CK]	Finnish [FI]	Inupiat [IP]	Maban [MB]	Portuguese [PR]	Taiwanese [TI]
Anyuak [AN]	Creole [CL]	French [FR]	Japanese [JA]	Mandarin [MA]	Sign [SI]	Tamil [TM]
Arabic [AB]	Czech [CZ]	German [GE]	Kiswahil [KI]	Navajo [NV]	Slovak [SL]	Telugu [TE]
Batak [BA]	Danish [DA]	Haitian [HA]	Korean [KO]	Norwegian [NO]	Spanish [SP]	Thai [TH]
Burmese [BU]	Dinka [DI]	Hmong [HM]	Lakotah [LK]	Nuer [NU]	Swahili [SA]	Tigrinya [TG]
Cambodian [CA]	English [EN]	Hungarian [HG]	Lao [LS]	Oromo [OR]	Swedish [SW]	Ukrainian [UK]
Cantonese [CH]	Estonian [ES]	Indonesian [ID]	Latvian [LA]	Paiute [PT]	Tagalog [TA]	Urdu [UR]
						Vietnamese [VI]

Code Key:

* = 2024 data not available as of report run date

Evangelical Lutheran Church in America
Form A - Congregation Finances as of December 31, 2024

5G Northern Great Lakes Synod, ELCA

Cong ID	Congregation Name and City	Regular Giving	Total Receipts	Total Assets	Total Indebtedness	Current Operating Expenses	Mission Support	Non-Mission Support	Total Disbursements
Conference: 01 Iron-Gogebic-Ontonagon (IGO)									
06830	Sharon, Bessemer	86,842	87,042	3,742,428	0	36,738	4,828	2,377	43,943
06844	Our Saviour, Bruce Crossing	21,672	23,587	685,202	0	18,994	2,113	155	21,262
06831	First, Ewen	74,004	87,554	909,722	0	67,642	7,364	7,758	103,530
06835	Salem, Ironwood	115,761	195,731	7,287,209	0	89,271	10,740	5,098	105,109
06833	St John, Ironwood	5,331	5,826	20,317	0	6,656	1,000	50	7,706
06834	St Paul, Ironwood	116,853	131,332	2,589,829	0	136,625	3,600	3,907	144,132
06836	Zion, Ironwood	96,613	118,208	59,676	6,260	109,148	2,500	328	118,236
06846 *	Trinity, Trout Creek	22,784	24,339	719,847	0	16,114	1,600	700	18,414
07604	All Saints, Wakefield	89,944	94,773	0	0	88,535	5,000	800	94,335
	Conference Totals	\$629,804	\$768,392	\$16,014,230	\$6,260	\$569,723	\$38,745	\$21,173	\$656,667
Conference: 02 Copper Country									
06874	Our Saviour's Evangelical, Atlantic Mine	18,150	21,882	663,529	4,765	19,924	330	1,325	21,837
06875	Holy Cross, Baraga	50,657	71,440	1,189,414	0	64,607	3,250	1,580	70,550
06876	Faith, Calumet	113,225	174,151	158,092	164,662	128,032	7,000	1,250	152,154
06878	Holy Trinity, Chassell	175,485	224,582	3,740,829	0	146,395	6,900	4,840	158,244
06881	Gloria Dei, Hancock	263,798	268,573	7,588,923	0	209,189	25,242	16,562	258,024
06883	Good Shepherd, Houghton	90,126	187,605	1,569,860	0	202,310	5,000	2,645	251,415
06951	United, Lanse	133,893	135,635	2,990,516	0	69,859	2,400	2,142	74,401
06841	St Paul, Mass City	52,404	95,078	2,035,346	0	44,990	8,750	12,389	72,312
06890	Bethany, Mohawk	67,820	80,723	2,881,169	0	74,628	3,750	3,360	81,738
06843	Siloa, Ontonagon	61,678	101,678	399,709	0	40,885	860	1,500	43,245
30088	Mission United, Pelkie	126,360	173,477	1,081,546	0	205,885	11,100	4,322	287,729
06901	Grace, South Range	74,700	83,337	1,452,320	0	81,176	8,657	3,201	117,825
07846	First, Winona	4,899	6,842	263,698	0	5,355	0	0	5,355
	Conference Totals	\$1,233,195	\$1,625,003	\$26,014,951	\$169,427	\$1,293,235	\$83,239	\$55,116	\$1,594,829
Conference: 03 Headwaters									
06853	Pioneer Lake, Conover	90,321	90,321	500,000	0	130,232	4,949	988	136,169
30032	Prince Of Peace, Eagle River	188,104	304,619	3,541,796	0	168,132	9,974	40,033	243,739
07704	Ascension, Minocqua	561,078	635,544	6,301,706	0	454,883	63,410	27,346	700,050
14480	Calvary Evangelical, Minocqua	179,218	198,365	1,242,834	0	169,484	15,165	4,237	188,886
06872	Immanuel Evangelical, Rhinelander	148,858	155,010	4,248,136	0	76,060	19,016	3,757	173,616
14528	Trinity Evangelical, Rhinelander	378,786	434,627	809,626	164,910	298,055	27,139	10,247	350,145

**Evangelical Lutheran Church in America
Form A - Congregation Finances as of December 31, 2024**

5G Northern Great Lakes Synod, ELCA

Cong ID	Congregation Name and City	Regular Giving	Total Receipts	Total Assets	Total Indebtedness	Current Operating Expenses	Mission Support	Non-Mission Support	Total Disbursements
16242	Faith, Three Lakes	106,769	132,668	1,204,296	0	99,800	1,800	0	101,600
	Conference Totals	\$1,653,134	\$1,951,154	\$17,848,394	\$164,910	\$1,396,646	\$141,453	\$86,608	\$1,894,205
Conference: 04 Four Rivers									
06852	Bethany, Amasa	27,989	30,224	704,680	0	24,798	1,500	190	26,488
07176	United, Crystal Falls	121,558	150,535	4,212,128	0	138,688	4,200	7,889	150,777
06856	Bethlehem, Florence	66,235	74,845	1,232,713	0	62,460	12,600	3,043	78,103
06857	First, Iron River	73,029	110,142	2,071,428	0	83,675	3,487	710	91,568
06869*	Trinity, Iron River	19,470	19,803	791,453	0	22,935	1,389	314	24,638
06865	Bethany Evangelical, Norway	86,249	100,198	49,235	107,932	77,702	3,600	7,900	102,408
06866	Grace, Pembine	127,885	132,568	2,310,433	0	132,558	4,672	0	137,230
06868*	Calvary, Quinnesec	71,515	75,492	115,866	0	82,239	5,600	500	88,339
	Conference Totals	\$593,930	\$693,807	\$11,487,936	\$107,932	\$625,055	\$37,048	\$20,546	\$699,551
Conference: 05 Menominee Valley									
14463	Our Saviors, Marinette	103,218	103,218	0	0	100,664	11,674	0	112,338
06861	Zion, Marinette	231,433	299,887	399,221	22,310	98,861	19,741	24,615	230,101
06862	Bethel, Menominee	168,477	177,575	1,294,184	0	171,217	11,750	9,041	192,008
06863	Emmanuel, Menominee	238,288	272,983	2,311,508	0	224,938	13,463	8,252	246,653
06950	Good Shepherd, Peshtigo	87,938	87,938	3,088,767	0	79,368	10,541	0	89,909
14522	Porterfield, Porterfield	80,336	89,635	484,314	0	67,769	5,500	1,200	79,669
14331	Beaver American, Pound	87,790	96,692	853,670	0	51,347	5,400	3,144	79,042
06870	St Stephen, Stephenson	74,227	74,437	47,153	47,153	74,227	2,700	406	77,574
06871	Gethsemane, Wallace	74,727	96,842	2,611,941	0	74,727	2,700	300	102,888
	Conference Totals	\$1,146,434	\$1,299,207	\$11,090,758	\$69,463	\$943,118	\$83,469	\$46,958	\$1,210,182
Conference: 06 Delta									
06908	Bethany, Escanaba	350,656	509,901	3,739,611	0	294,444	50,000	51,122	515,566
06909	Christ The King, Escanaba	89,619	111,996	2,992,237	0	86,355	6,000	16,083	108,438
14408	Immanuel, Escanaba	118,893	231,444	3,181,295	0	138,167	9,488	4,068	244,001
06910	First, Gladstone	288,988	320,314	3,532,376	0	205,566	37,500	44,511	288,327
06917*	Bethany, Perkins	22,119	24,077	618,218	0	16,983	2,250	1,949	21,182
06918	Calvary, Rapid River	76,853	112,611	4,280,019	0	66,549	1,328	5,595	95,645
06924*	Trinity, Rapid River	42,977	72,138	966,673	0	40,626	4,296	5,034	53,975
06919	Faith, Rock	36,619	39,743	0	0	40,431	3,500	6,000	49,931
06925	First, Trenary	12,113	12,511	113,474	0	14,736	500	0	15,236
	Conference Totals	\$1,038,837	\$1,434,735	\$19,423,903	\$0	\$903,857	\$114,862	\$134,362	\$1,392,301

Evangelical Lutheran Church in America
Form A - Congregation Finances as of December 31, 2024

5G Northern Great Lakes Synod, ELCA

Cong ID	Congregation Name and City	Regular Giving	Total Receipts	Total Assets	Total Indebtedness	Current Operating Expenses	Mission Support	Non-Mission Support	Total Disbursements
Conference: 07 Three Lakes									
06906	Bethel, Cedarville	105,335	125,050	631,478	0	112,025	7,300	17,888	137,213
06911	First, Grand Marais	29,039	32,497	673,034	0	26,670	1,126	620	38,166
06914	Zion, Manistique	134,768	195,340	2,118,547	0	153,085	10,175	2,957	166,217
06905*	Trinity (Brevort), Moran	19,125	21,125	167,000	0	15,950	2,000	0	17,950
06903	Zion (Allenville), Moran	39,158	41,636	1,103,164	0	38,056	2,000	500	40,556
06916	Our Redeemer, Newberry	44,186	92,711	1,644,783	0	115,805	2,185	1,800	121,198
06920	St James, Rudyard	90,751	114,510	771,730	0	101,588	5,900	3,693	135,278
06921*	Zion Evangelical, Saint Ignace	25,920	85,920	35,000	0	42,996	2,500	0	45,496
06922	Faith, Sault Sainte Marie	129,489	153,457	3,318,309	6,741	150,124	4,200	1,759	156,083
	Conference Totals	\$617,771	\$862,246	\$10,463,045	\$6,741	\$756,299	\$37,386	\$29,217	\$858,157
Conference: 08 Superior Central									
06912	Grace, Gwinn	139,345	197,070	3,305,093	0	142,086	7,300	11,035	162,776
06884	Bethany, Ishpeming	168,406	185,523	5,225,073	5,499	187,089	18,279	200	258,688
06885	Bethel, Ishpeming	236,368	236,368	2,094,000	0	222,000	12,000	24,500	296,500
06891	Faith, Ishpeming	86,571	110,037	3,152,185	0	69,888	5,094	4,009	78,991
14451	Trinity, Ishpeming	48,782	107,284	1,073,490	0	49,813	8,967	26,503	85,821
06887	Messiah, Marquette	1,639,894	1,786,854	12,643,525	12,830	559,800	86,000	142,756	865,858
07219	Prince Of Peace, Marquette	148,695	184,857	2,520,970	0	136,461	10,446	6,361	169,110
06915	Eden Evangelical, Munising	105,772	113,731	0	0	91,931	4,500	2,266	102,213
06892	Bethany, Negaunee	76,432	91,686	1,709,375	0	69,279	6,340	1,169	101,370
30873	Community, Negaunee	56,670	75,420	107,556,175	0	49,856	3,980	1,400	60,876
06893	Immanuel, Negaunee	369,223	614,395	1,207,065	38,500	352,303	39,600	14,131	448,469
06899	Bethany, Republic	105,794	301,880	3,197,591	0	259,925	0	7,213	305,998
06923	Emanuel, Skandia	58,893	70,566	644,279	0	49,882	8,300	2,725	61,687
	Conference Totals	\$3,240,845	\$4,075,671	\$144,328,821	\$56,829	\$2,240,313	\$210,806	\$244,268	\$2,998,357
	Synod Totals	\$10,153,950	\$12,710,215	\$256,672,038	\$581,562	\$8,728,246	\$747,008	\$638,248	\$11,304,249

5G Northern Great Lakes Synod, ELCA

Summary of Membership Statistics Totals -- End of Year	2023	2024	Change	Percent
Congregations	79	77	-2	-2.53
Congregations - Organized	79	77	-2	-2.53
Congregations - Under Development	0	0	0	---
Congregations - Filed Form A	78	70	-8	-10.26
Baptized Members	17,770	16,605	-1,165	-6.56
Average Baptized Members per Congregation	225	216	-9	-4.13
Confirmed Members	14,530	13,859	-671	-4.62
Average Confirmed Members per Congregation	184	180	-4	-2.14

Analysis of Membership Gains and Losses

Baptized Members -- Received

By Baptism - Children Under Age 16	150	128	-22	-14.67
By Baptism - Adults Age 16 and Older	8	16	8	100.00
By Affirmation of Faith	139	107	-32	-23.02
By Transfer	106	132	26	24.53
From Other Sources and Stat Adjs	30	45	15	50.00
Baptized Members -- Total Received	433	428	-5	-1.15

Baptized Members -- Removed

By Death	287	317	30	10.45
By Transfer	83	74	-9	-10.84
For Other Reasons and Stat Adjs	1,761	1,132	-629	-35.72
Baptized Members -- Total Removed	2,131	1,523	-608	-28.53

Baptized Members Confirmed	104	79	-25	-24.04
Active Participants	8,819	8,598	-221	-2.51

Analysis of Attendance	2023	2024
Avg. # weeks congregations worshipped (on-site)	50	48
Avg. # weeks congregations worshipped (online)	31	30
Total avg. weekly worship attendance (on-site)	3,658	3,696
Total avg. weekly worship attendance (online)	1,918	3,048
Avg. att. per congregation (on-site)	46	48
Avg. att. per congregation (online)	40	65
Average att. as a percentage of baptized membership (on-site)	20.59	22.26
Average att. as a percentage of baptized membership (online)	10.79	18.36

5G Northern Great Lakes Synod, ELCA

Summary of Financial Statistics	2023	2024	Change	Percent	Statistical Analysis	
Totals -- End of Year					Averages per Congregation Reporting	
Total Receipts	11,158,996	12,710,215	1,551,219	13.90	Total Receipts (/77)	165,067.73
Total Disbursements **	11,551,944	11,304,249	-247,695	-2.14	Total Disburse (/77)	146,808.43
Total Indebtedness on Dec 31	743,149	581,562	-161,587	-21.74	Total Indebtedness (/11)	52,869.27
Projected Mission Support	704,099	666,428	-37,671	-5.35		
Average Total Giving / Bapt Member	573.41	690.97	117.56	20.50	Percent Congs With No Debt	85.71
Average Total Giving / Conf Member	701.28	827.88	126.60	18.05		
Detail of Financial Statistics - Receipts						
Regular Giving	9,081,909	10,153,950	1,072,041	11.80		
Designated Giving	1,107,653	1,319,664	212,011	19.14		
Earned Income (any source)	398,597	569,965	171,368	42.99		
Grants (any source)	58,259	93,106	34,847	59.81		
All Other Receipts	512,578	573,530	60,952	11.89		
Detail of Financial Statistics - Disbursements					Percent of Total Disbursements	
Current Operating Expenses	9,019,331	8,728,246	-291,085	-3.23	Current Operating Expenses	77.21
Capital Improvements	788,705	954,689	165,984	21.05	Capital Improvements	8.45
Payments on Debts	216,743	167,413	-49,330	-22.76	Payments on Debts	1.48
Mission Support	750,420	747,008	-3,412	-0.45	Mission Support	6.61
Other Synod Benevolence	134,693	136,336	1,643	1.22	Other Synod Benevolence	1.21
Other CWO Benevolence	48,229	24,178	-24,051	-49.87	Other CWO Benevolence	0.21
Benevolence - Another Country	7,777	7,312	-465	-5.98	Benevolence - Another Country	0.06
Benevolence - Camps	66,328	67,652	1,324	2.00	Benevolence - Camps	0.60
Benevolence - Campus Ministry	13,296	11,906	-1,390	-10.45	Benevolence - Campus Ministry	0.11
Benevolence - Colleges	1,980	250	-1,730	-87.37	Benevolence - Colleges	0.00
Benevolence - Seminaries	0	604	604	----	Benevolence - Seminaries	0.01
Benevolence - Social Service	107,487	126,801	19,314	17.97	Benevolence - Social Service	1.12
Benevolence - Direct Recipient	255,906	263,209	7,303	2.85	Benevolence - Direct Recipient	2.33
Subtotal Non-Mission Supt Benev	635,696	638,248	2,552	0.40	Subtotal Non-Mission Supt Benev	5.65
Other Expenses & Realized Losses	141,049	68,645	-72,404	-51.33	Other Expenses & Realized Losses	0.61

** Total Disbursements may not equal the sum of the disbursements details reported due to previous data not being included in the detail listing.

5G Northern Great Lakes Synod, ELCA

Congregations Reporting Ethnic Active Participants					Percent of Congregations Reporting Ethnic Active Participants	
	2023	2024	Change	Percent		
African American/Black	11	9	-2	-18.18	African American/Black	11.69
African National/African Caribbean	2	1	-1	-50.00	African National/African Caribbean	1.30
American Indian/Alaska Native	19	23	4	21.05	American Indian/Alaska Native	29.87
Arab/Middle Eastern	0	1	1	----	Arab/Middle Eastern	1.30
Asian/Pacific Islander	16	17	1	6.25	Asian/Pacific Islander	22.08
Latino/Hispanic	8	10	2	25.00	Latino/Hispanic	12.99
Multiracial	12	12	0	0.00	Multiracial	15.58
White	77	73	-4	-5.19	White	94.81

Total Ethnic Active Participants					Percent Ethnic Active Participants	
	2023	2024	Change	Percent		
African American/Black	18	14	-4	-22.22	African American/Black	0.16
African National/African Caribbean	2	1	-1	-50.00	African National/African Caribbean	0.01
American Indian/Alaska Native	67	84	17	25.37	American Indian/Alaska Native	0.98
Arab/Middle Eastern	0	4	4	----	Arab/Middle Eastern	0.05
Asian/Pacific Islander	32	30	-2	-6.25	Asian/Pacific Islander	0.35
Latino/Hispanic	18	21	3	16.67	Latino/Hispanic	0.25
Multiracial	47	50	3	6.38	Multiracial	0.59
White	8,454	8,342	-112	-1.32	White	97.61

5G Northern Great Lakes Synod, ELCA

(70 Congs Filed)

C31 Languages in which Liturgies are Regularly Conducted

Amharic	Estonian	Lao	Swahili
Anyuak	Finnish	Latvian	Swedish
Arabic	French	Maban	Tagalog
Batak	German	Mandarin	Taiwanese
Burmese	Haitian	Navajo	Tamil
Cambodian	Hmong	Norwegian	Telugu
Cantonese	Hungarian	Nuer	Thai
Cherokee	Indonesian	Oromo	Tigrinya
Creole	Inupiat	Paiute	Ukrainian
Czech	Japanese	Portuguese	Urdu
Danish	Kiswahili	Sign	Vietnamese
Dinka	Korean	Slovak	
English 77	Lakotah	Spanish	

C32 Disability Assistance Provided

Wheelchair Accessibility	62
Braille Worship Materials	0
Large Print Worship Materials	48
Assistive Hearing Devices	28
Sign Language Interpreters	2
Mental Health Ministries	4
Ministry with People with Developmental Disabilities	6
Specialized Faith Formation for Children or Adults (ADHD, autism, dyslexia, etc.)	1
No Response to Any	8

Evangelical Lutheran Church in America
Summary of Congregations That Did Not File 2024 Report Form A

5G Northern Great Lakes Synod, ELCA

Last Year Filed	Cong ID	Cong Status	Baptized Members	Congregation Name	City, State	Minister	Phone
2023	06846	Org	51	Trinity	Trout Creek, MI	Kay S. Richter	(906)281-1706
2023	06868	Org	128	Calvary	Quinnesec, MI	Dave J. Johnson	(906)774-2739
2023	06869	Org	40	Trinity	Iron River, MI	Melissa A. Salminen	(906)265-9518
2023	06905	Org	19	Trinity (Brevort)	Moran, MI		(906)643-7870
2023	06917	Org	91	Bethany	Perkins, MI	Melissa A. Salminen	(906)420-1234
2023	06921	Org	23	Zion Evangelical	Saint Ignace, MI		(906)643-7870
2023	06924	Org	130	Trinity	Rapid River, MI		(906)360-1001

Synod Total: 7 Congregation(s)