

2024

Synod Data Toolkit

Western Iowa Synod (5E)

Office of the Secretary
December 2025



Evangelical
Lutheran Church
in America

This page intentionally left blank.

Table of Contents

03

Synod Summary

05

Synod Trend Tables & Charts

18

Baptized Members, Average Attendance, and Active Participants

24

Baptisms by Congregation

30

Congregation Reports

Summary of Membership, Participation, and Attendance

5E - Western Iowa

Baptized membership has declined 21% over the past eight years, changing from 47,907 in 2017 to 38,000 in 2024. Over this same time period, the overall ELCA baptized membership decreased 23%.

Since 2017, **active participation** has shrunk 33%, moving from 21,275 to 14,316 with a drop of 585 in the most recent year. When looking at participation changes between 2020 and 2024 there was a 6% decrease. Since 2017, active participation in the ELCA overall has decreased by 38% (approximately 5% per year). Since 2020, active participation has decreased at a slightly slower rate of 16% (approximately 4% per year).

In-person worship attendance has declined 39% from 9,999 in 2017 to 6,075 in 2024. Some of this decline is made up by attenders worshiping online (3,147 in 2024). It is important to note that beginning in 2020, congregations were asked specifically about their in-person and online worship attendance separately. In-person worship attendance has increased 6% since 2020 from 5,748 to 6,075 in 2024. Since 2020, the overall ELCA in-person worship attendance increased 30% from 404,611 to 525,792 in 2024.

Summary of Finances

5E - Western Iowa

Regular giving has decreased by 17% since 2017, moving from \$16,780,485 in 2017 to \$13,918,183 in 2024. Over this period, inflation was 28%. Since 2020, regular giving has decreased by 7% in the synod and decreased by 2.5% in the ELCA overall; inflation was 21% during this time period.

Mission support has decreased 21% since 2017, from \$904,545 to \$713,016 in 2024. The ELCA overall experienced a 12% decline over the same period. Since 2020, mission support has decreased by 7% in the synod and decreased by 7% in the ELCA overall.

Operating expenses have decreased by 13%, standing at \$14,809,588 in 2024 compared to \$16,964,975 in 2017. They have increased by 4% for the ELCA overall during this time. Since 2020, operating expenses have increased by 4% in the synod and increased 8% in the ELCA overall.

Synod Trend Tables and Charts

- Synod Trend Tables
- Synod Trend Charts
- Congregations by Size
- Growth & Decline Tables

Annual Congregation Report

Trends for 5E - Western Iowa

	2017	2018	2019	2020	2021	2022	2023	2024
Number of Organized Congregations	130	126	124	121	119	115	114	112
Baptized Membership	47,907	46,880	44,414	42,754	41,796	39,507	38,889	38,000
Members Received By:								
Baptism: Children	438	428	402	269	318	317	282	243
Baptism: Adults	69	60	35	13	10	21	27	79
Affirmation of Faith	267	259	207	109	146	163	177	161
Transfer	399	348	394	174	272	304	302	285
Other and Statistical Adjustment	72	20	30	64	61	159	95	130
Members Removed By:								
Death	537	530	510	663	552	467	469	442
Transfer	312	269	295	237	289	190	188	194
Other and Statistical Adjustment	1,837	1,197	2,231	569	487	717	758	1,320
Baptized Members Confirmed	392	417	339	281	261	286	256	24
Confirmed Members	38,332	37,897	35,482	34,227	33,257	31,844	30,989	30,027
Active Participants	21,275	20,287	19,982	15,272	15,414	15,001	14,901	14,316
Average Attendance	9,999	9,389	8,832	Not collected	Not collected	Not collected	Not collected	Not collected
Average Attendance - On-site				5,748	5,385	5,802	6,032	6,075
Average Attendance - Online				10,254	4,641	2,879	3,421	3,147
Racial/Ethnic Composition of Active Participants								
African American/Black	94	92	94	75	60	32	43	58
African National/African Caribbean	10	13	12	8	8	9	4	5
American Indian/Alaska Native	15	10	9	11	15	4	11	8
Arab/Middle Eastern	2	4	4	5	3	1	5	8
Asian/Pacific Islander	65	65	72	59	61	37	36	38
Multi-Racial/Multi-Ethnic	112	94	100	113	120	102	162	174
Other	76	21	Omitted	Omitted	Omitted	Omitted	Omitted	Omitted
Hispanic/Latino	61	60	73	54	64	70	138	139
White	21,082	21,035	19,555	15,609	15,745	13,713	14,615	13,588

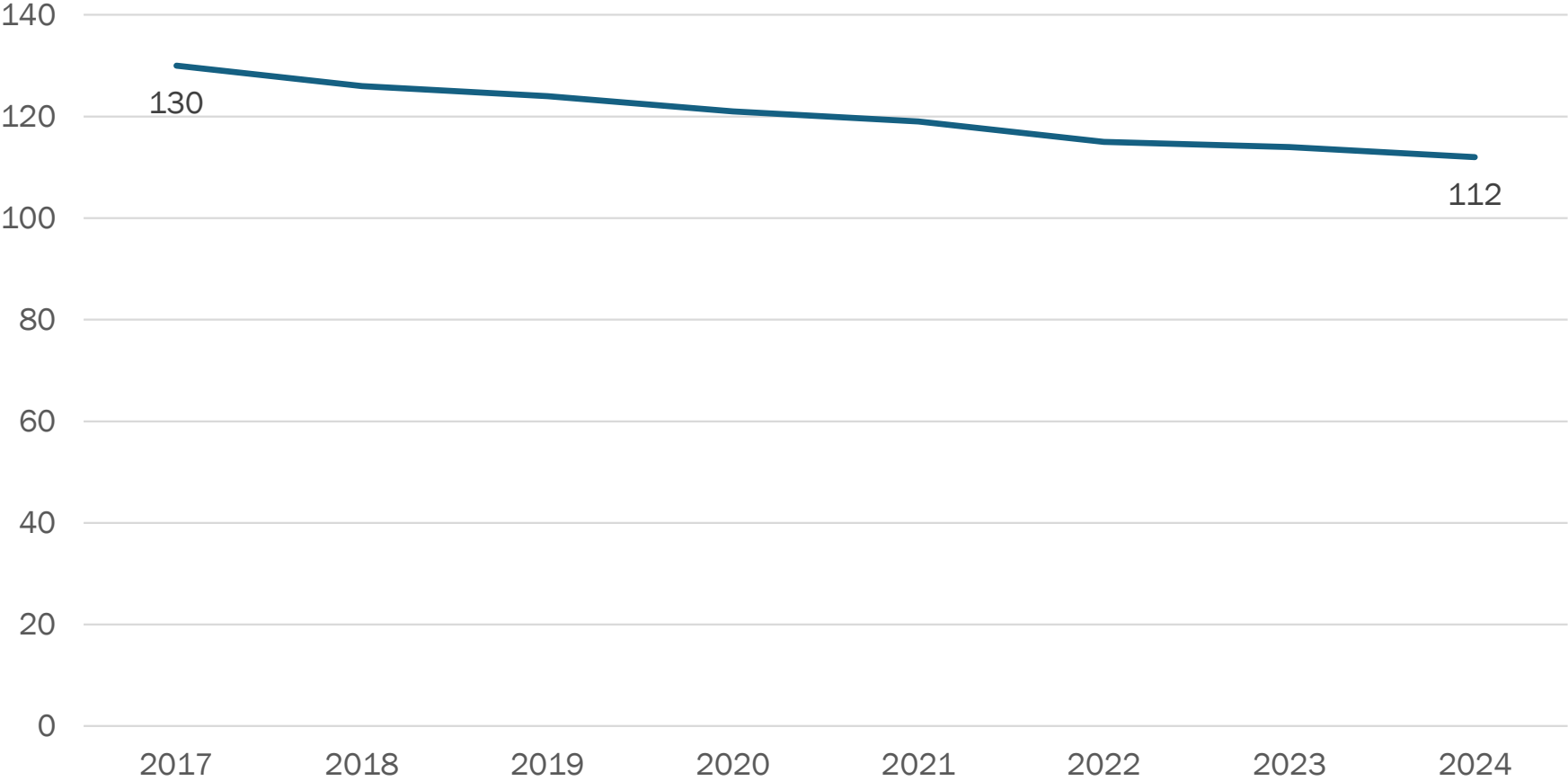
Annual Congregation Report

Trends for 5E - Western Iowa

	2017	2018	2019	2020	2021	2022	2023	2024
Regular Giving by Members	\$16,780,485	\$16,079,015	\$16,025,716	\$14,996,501	\$15,048,500	\$14,293,390	\$14,360,135	\$13,918,183
Designated Giving by Members	\$2,161,779	\$2,086,161	\$1,437,414	\$1,406,241	\$1,870,403	\$1,438,109	\$2,433,829	\$2,743,943
Earned Income (any source)	\$872,121	\$468,149	\$770,766	\$684,631	\$886,386	\$809,943	\$884,559	\$672,469
Grants & Partnership Support	\$147,923	\$83,816	\$67,945	\$383,464	\$158,729	\$186,709	\$72,720	\$123,813
Other Receipts	\$1,169,541	\$2,261,442	\$1,075,614	\$1,642,786	\$1,210,362	\$1,217,172	\$1,105,540	\$1,442,128
Total Receipts	\$21,131,849	\$20,978,583	\$19,377,455	\$19,113,623	\$19,174,380	\$17,945,323	\$18,856,783	\$18,900,536
Total Indebtedness	\$4,736,937	\$3,590,004	\$3,301,229	\$1,381,155	\$1,329,545	\$1,280,587	\$2,629,490	\$4,181,880
Intended Mission Support	\$1,598,520	\$891,119	\$891,250	\$1,182,635	\$1,117,061	\$954,096	\$1,066,440	\$890,916
Current Operating Expenses	\$16,964,975	\$16,856,214	\$15,172,536	\$14,244,048	\$14,382,404	\$14,611,137	\$15,637,441	\$14,809,588
Capital Improvements	\$1,568,897	\$1,445,765	\$996,090	\$1,244,363	\$1,156,811	\$1,517,026	\$2,454,165	\$2,173,849
Payments on Debt	\$1,320,537	\$1,813,454	\$1,363,302	\$693,296	\$282,543	\$284,174	\$1,099,276	\$681,942
Mission Support	\$904,545	\$829,061	\$863,573	\$766,449	\$747,666	\$721,654	\$697,361	\$713,016
as % of Total Disbursements	4.08	3.71	4.41	4.32	4.22	3.97	3.35	3.61
as % of Regular Giving	5.39	5.16	5.39	5.11	4.97	5.05	4.86	5.12
Other Benevolence sent directly:								
To the synod	\$272,630	\$194,914	\$152,222	\$119,231	\$126,302	\$168,535	\$139,085	\$182,838
To the churchwide organization	\$48,761	\$44,800	\$80,887	\$40,778	\$74,005	\$57,868	\$58,163	\$32,428
For activity in another country	\$82,786	\$100,730	\$63,647	\$25,922	\$44,155	\$48,612	\$76,676	\$61,957
To camps	\$103,694	\$88,706	\$84,716	\$57,375	\$107,062	\$51,521	\$76,067	\$59,284
To colleges	\$31,536	\$34,585	\$25,561	\$9,600	\$4,750	\$18,650	\$13,975	\$11,225
To seminaries	\$20,523	\$20,498	\$9,625	\$7,451	\$14,808	\$17,819	\$9,382	\$11,600
To social service organizations	\$186,738	\$145,558	\$206,812	\$149,369	\$191,758	\$151,201	\$242,439	\$173,408
To campus ministry	\$21,580	\$23,902	\$17,999	\$3,399	\$7,481	\$9,241	\$5,853	\$2,938
All other benevolence	\$325,000	\$393,221	\$289,780	\$318,741	\$303,042	\$293,200	\$207,278	\$763,878
Non-mission support benevolence	\$1,147,862	\$1,101,528	\$931,249	\$731,866	\$873,363	\$816,647	\$828,918	\$1,299,556
Other expenses	\$244,912	\$290,568	\$234,124	\$82,119	\$269,887	\$211,770	\$73,481	\$58,296
Sum of Disbursements	\$22,151,728	\$22,336,590	\$19,565,005	\$17,766,272	\$17,716,805	\$18,162,658	\$20,790,892	\$19,736,497

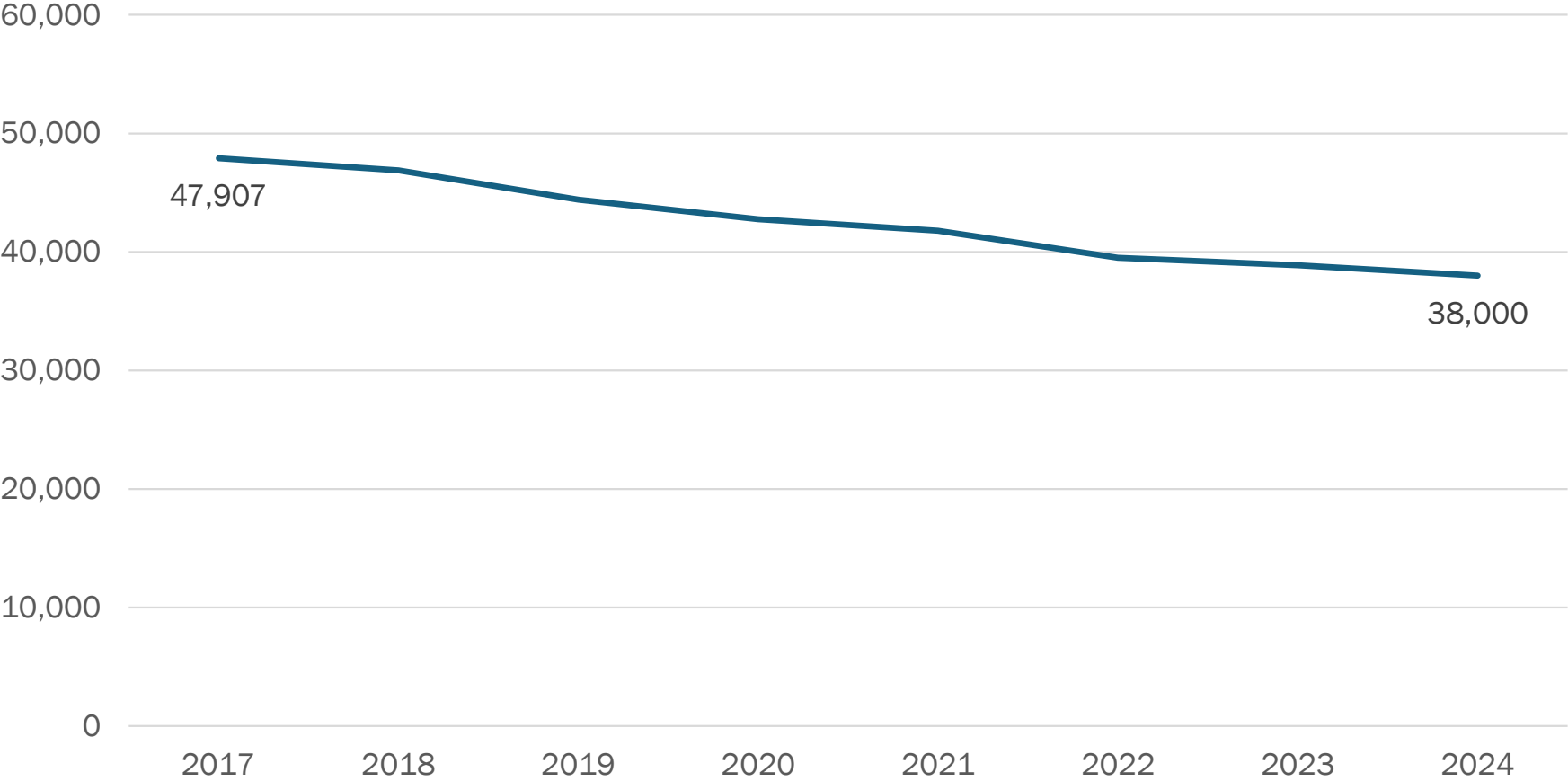
Number of Organized Congregations (2017-2024)

5E - Western Iowa



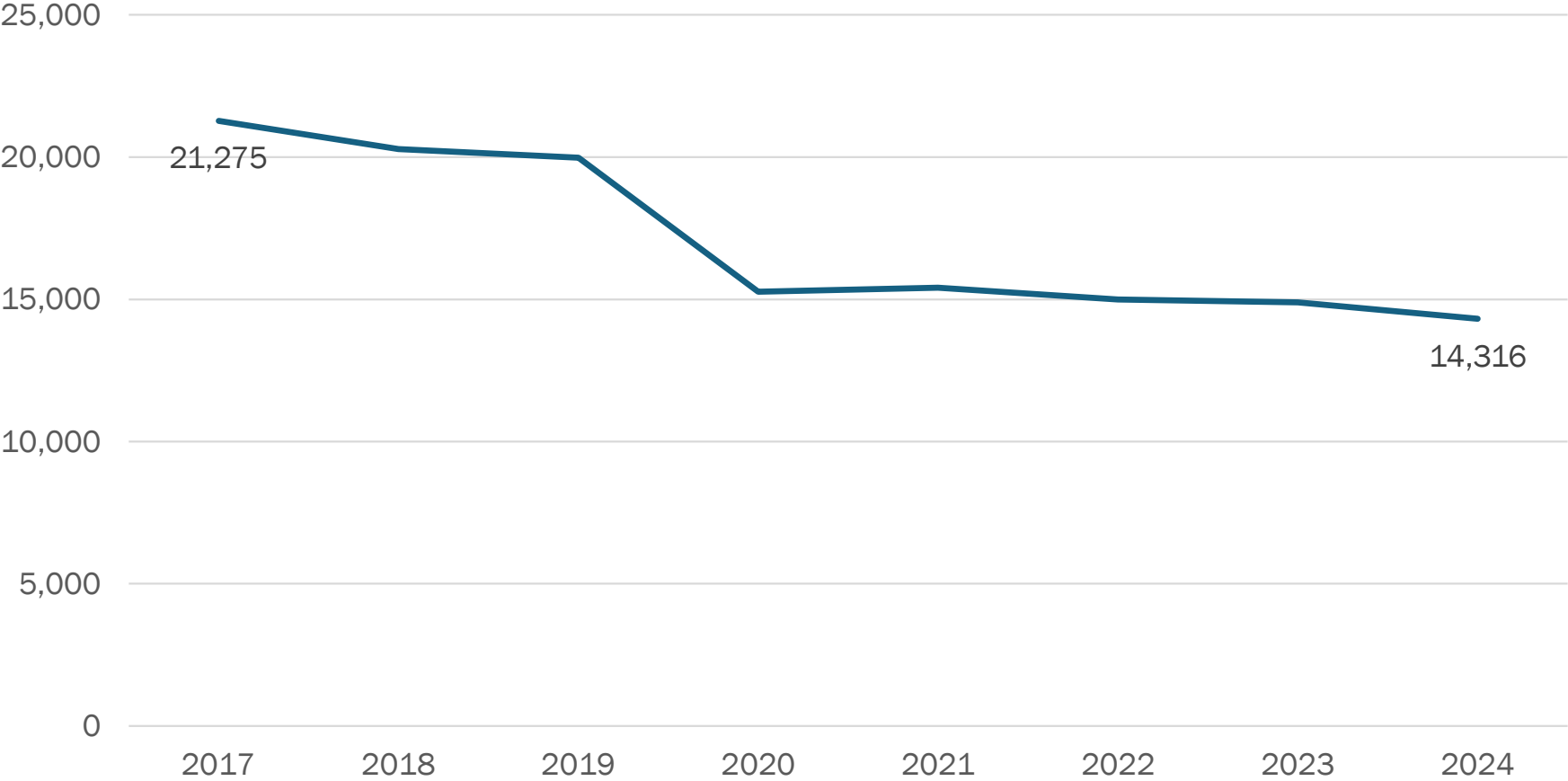
Baptized Membership (2017-2024)

5E - Western Iowa



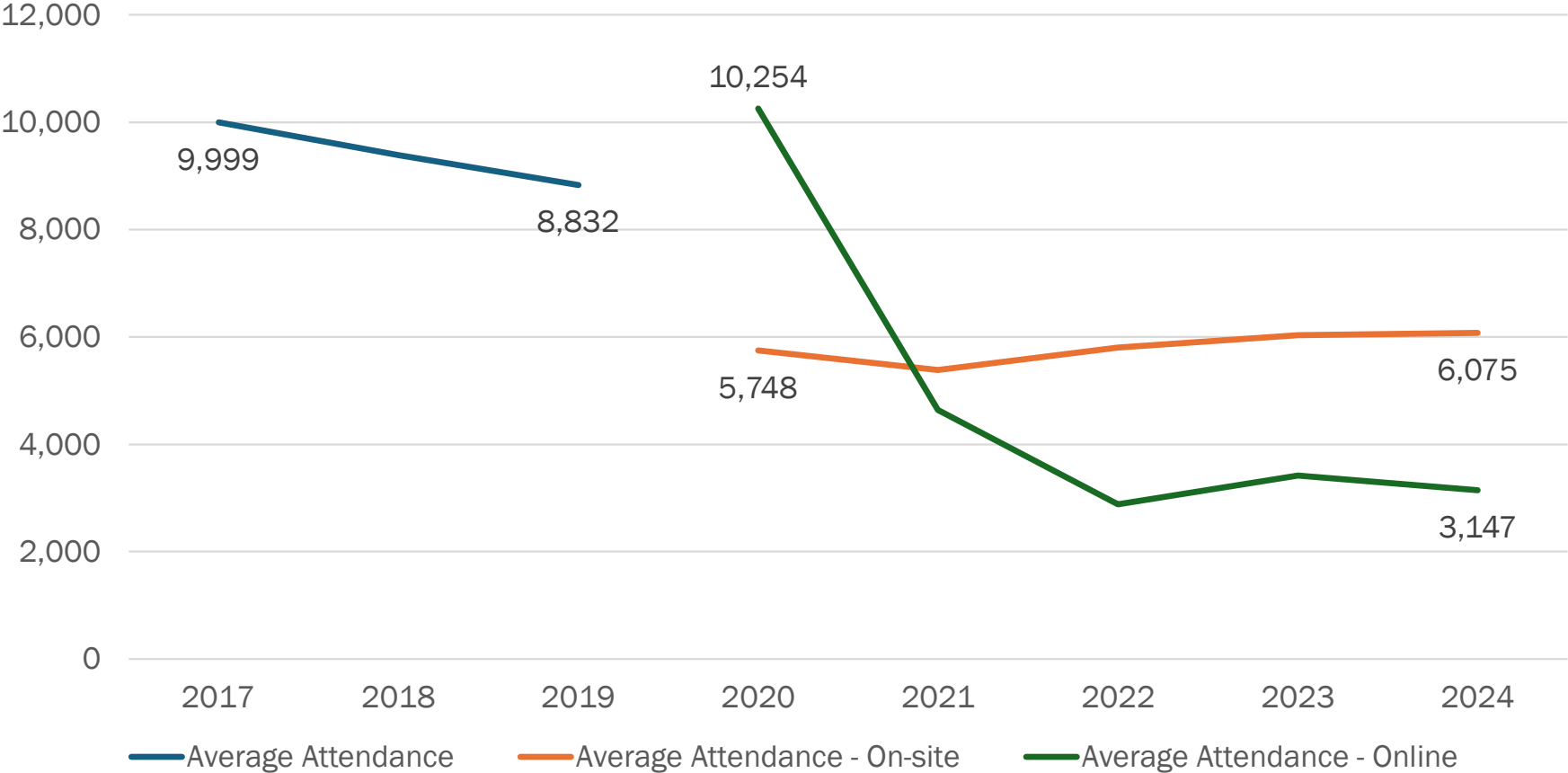
Active Participants (2017-2024)

5E - Western Iowa



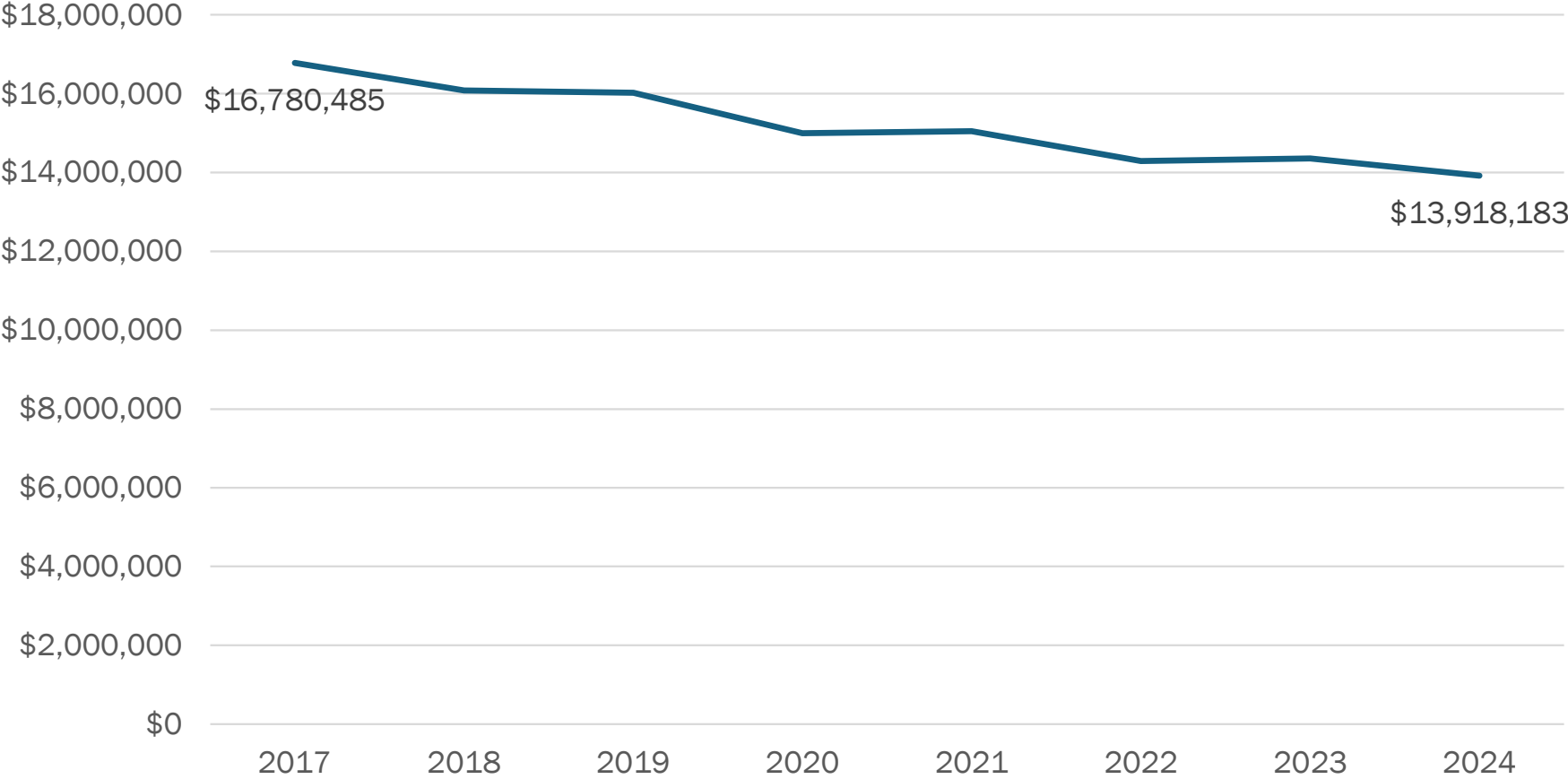
Worship Attendance (2017-2024)

5E - Western Iowa



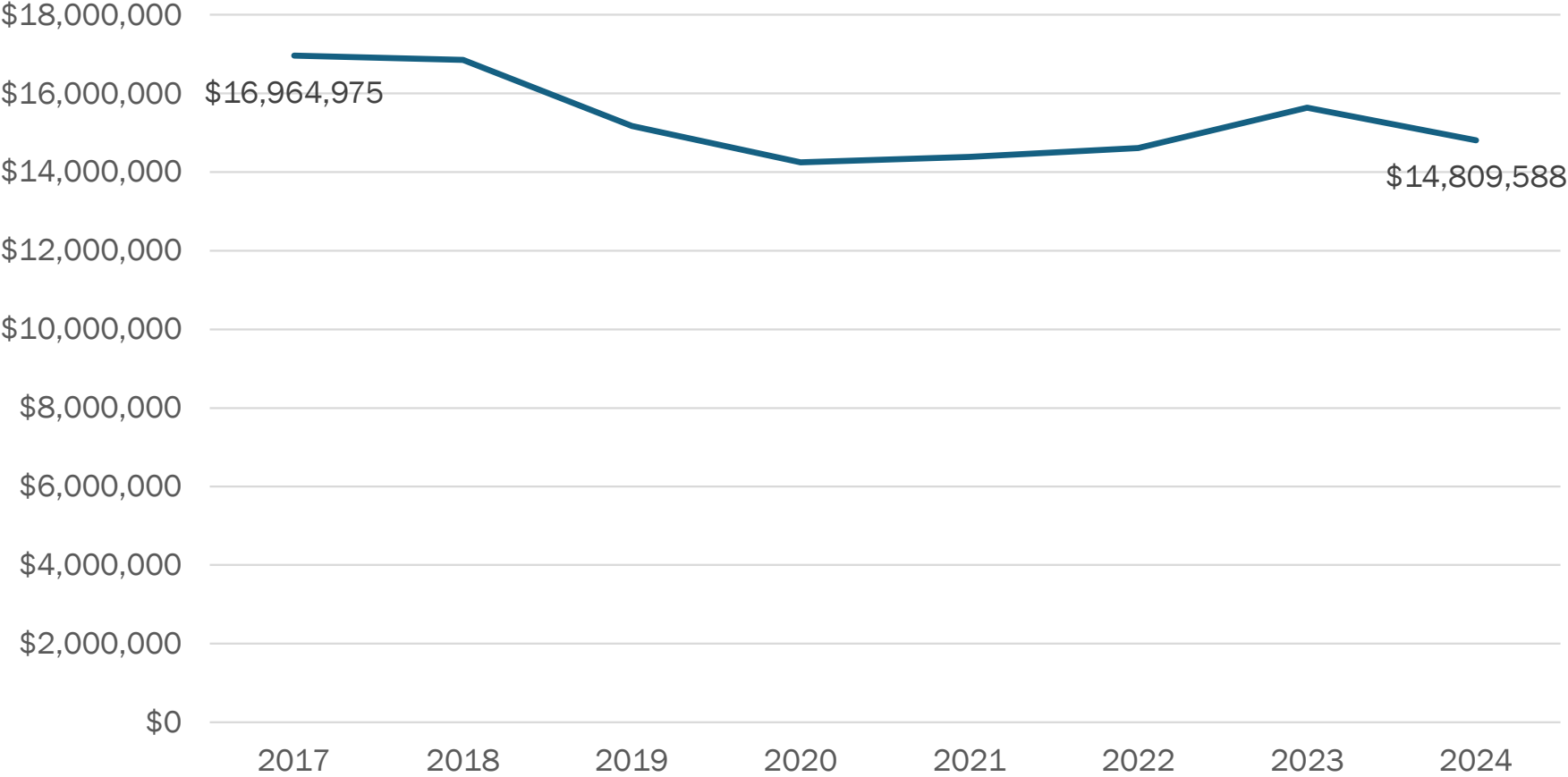
Regular Giving by Members (2017-2024)

5E - Western Iowa



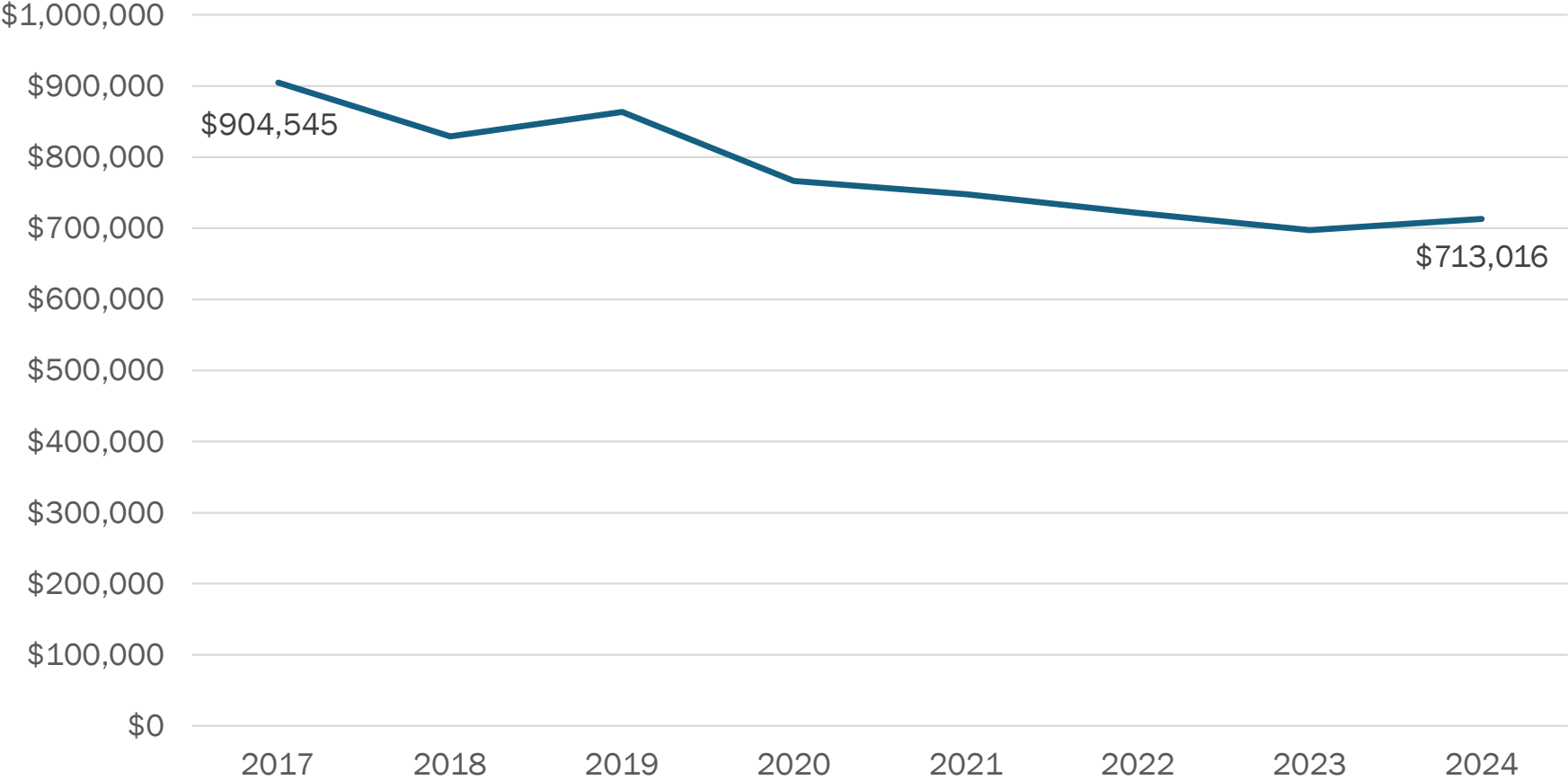
Current Operating Expenses (2017-2024)

5E - Western Iowa



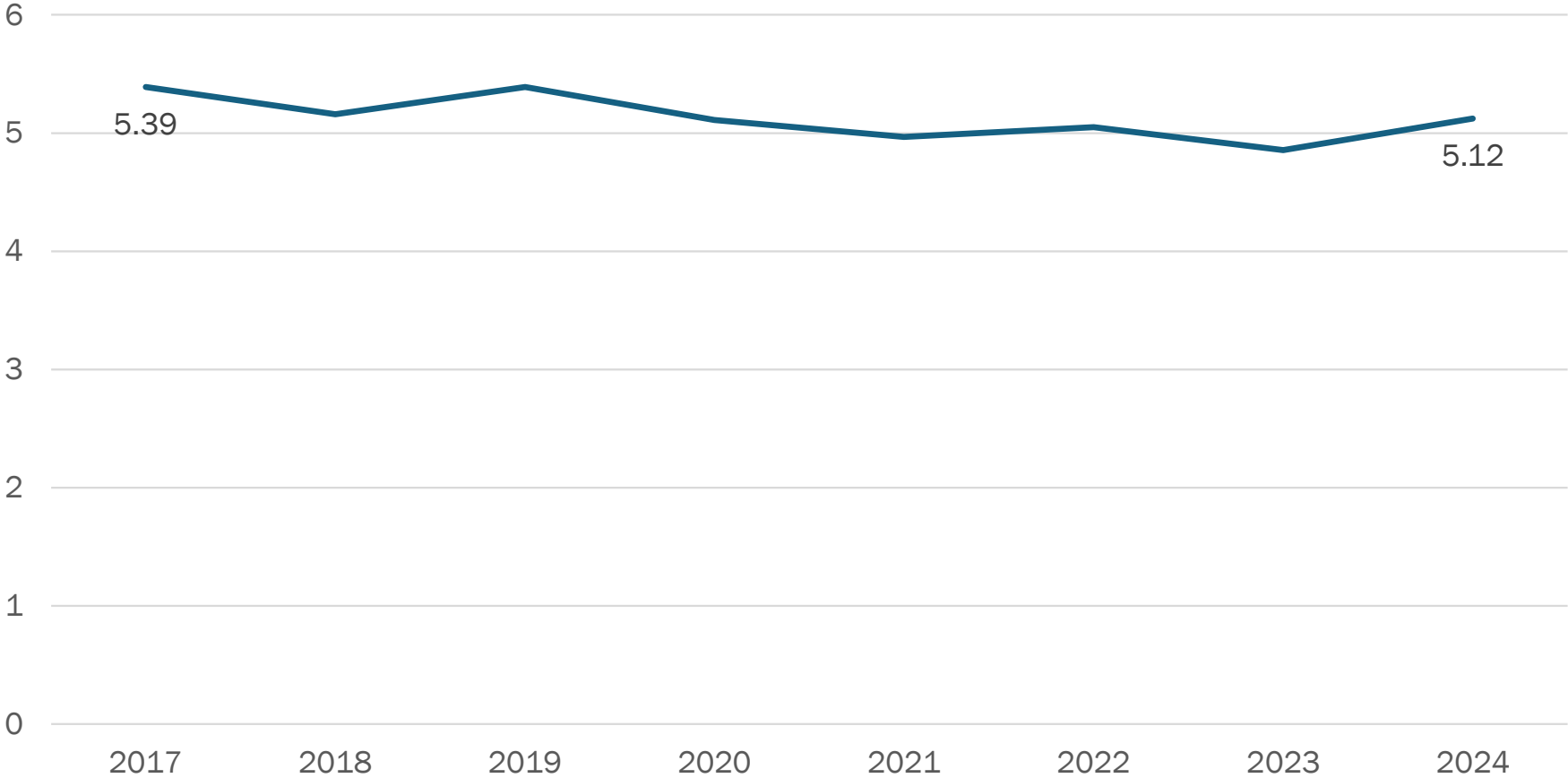
Mission Support (2017-2024)

5E - Western Iowa

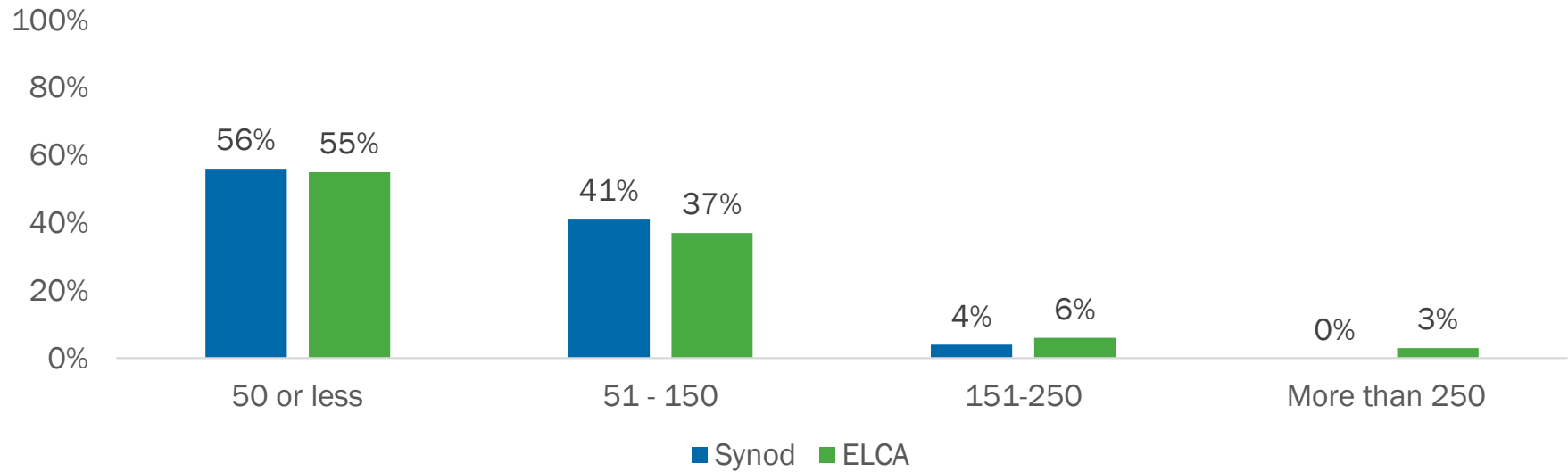


Mission Support as % of Regular Giving (2017-2024)

5E - Western Iowa



Congregations by Size (Average On-Site Worship Attendance) 5E - Western Iowa



Average On-Site Worship Attendance	Number of congregations (Synod)*	% of congregations (Synod)	Number of congregations (ELCA)*	% of congregations (ELCA)
50 or less	60	56%	4134	55%
51-150	44	41%	2787	37%
151-250	4	4%	430	6%
More than 250	0	0%	220	3%

*Submitted at least one Annual Congregation Report between 2020 and 2024.

Growth and Decline (2019-24)

5E - Western Iowa

Change in Baptized Membership	# of congregations* (Synod)	% of congregations (Synod)	# of congregations* (ELCA)	% of congregations (ELCA)
Decline greater than 25%	11	14%	1,450	28%
Decline between 5% - 25%	16	20%	1,504	29%
Stable (decline <5% - incline <5%)	43	54%	1,492	29%
Increase between 5% - 25%	7	9%	545	11%
Increase greater than 25%	2	3%	109	2%

Change in Active Participants	# of congregations* (Synod)	% of congregations (Synod)	# of congregations* (ELCA)	% of congregations (ELCA)
Decline greater than 25%	36	46%	2,298	45%
Decline between 5% - 25%	19	24%	1,133	22%
Stable (decline <5% - incline <5%)	6	8%	491	10%
Increase between 5% - 25%	6	8%	510	10%
Increase greater than 25%	12	15%	668	13%

Change in On-Site Worship Attendance	# of congregations* (Synod)	% of congregations (Synod)	# of congregations* (ELCA)	% of congregations (ELCA)
Decline greater than 25%	33	42%	2,740	54%
Decline between 5% - 25%	27	34%	1,590	31%
Stable (decline <5% - incline <5%)	12	15%	329	6%
Increase between 5% - 25%	4	5%	281	6%
Increase greater than 25%	3	4%	160	3%

*Only congregations that filed an Annual Congregation Report in 2019 and 2024 are included.

Baptized Members, Average Attendance, and Active Participants

Baptized Members, Average Attendance (online and on-site), and Active Participants

5E - Western Iowa

CongID	Congregation Name	City	State	ZIP	Data Year	Baptized Members	Average Online Attendance	Average On-site Attendance	Active Participants
11061	First Evangelical Lutheran Church Of West Okoboji, Iowa	Milford	IA	51351-7407	2024	2008	125	228	800
10964	St Olaf Lutheran Church	Fort Dodge	IA	50501-4018	2024	1015	247	213	495
11162	St Mark Lutheran Church	Storm Lake	IA	50588-3030	2024	395	340	70	464
02487	Bethlehem Lutheran Church	Red Oak	IA	51566-2049	2024	463	20	51	463
02529	Trinity Lutheran Church	Webster City	IA	50595-2727	2024	678	37	124	437
10991	St Paul Lutheran Church	Holstein	IA	51025-0206	2024	541	95	120	402
10962	Immanuel Lutheran Church	Forest City	IA	50436-1811	2024	1558	38	200	400
02462	St John Lutheran Church	Council Bluffs	IA	51501-4242	2024	1123	48	211	391
11181	St Paul Lutheran Church	Treynor	IA	51575-0089	2024	510	36	103	372
02498	First Lutheran Church	Algona	IA	50511-0516	2024	522	110	130	370
10997	Our Saviour Lutheran Church	Humboldt	IA	50548-1982	2024	796	8	67	345
02525	Trinity Lutheran Church	Sioux City	IA	51105-1433	2024	560	0	131	290
10840	Nazareth Lutheran Church	Armstrong	IA	50514-0170	2024	542	10	65	264
11156	Grace Lutheran Church	Spirit Lake	IA	51360-1439	2024	548	21	59	261
02524	St Mark Lutheran Church	Sioux City	IA	51106-3753	2024	334	20	124	260
10971	St John Lutheran Church	Carroll	IA	51401-0724	2023	254	190	80	254
02506	Trinity Lutheran Church	Estherville	IA	51334-1044	2024	271	17	67	235
11104	St John Lutheran Church	Pomeroy	IA	50575-0159	2023	482	0	69	230
10842	St Paul Lutheran Church	Atlantic	IA	50022-2364	2024	392	133	126	225
11002	Bethlehem Lutheran Church	Inwood	IA	51240-0704	2023	337	0	90	221
02490	Mamrelund Lutheran Church	Stanton	IA	51573-0098	2024	953	12	100	210
11146	First Lutheran Church	Sioux City	IA	51104-4333	2024	210	43	75	210

Baptized Members, Average Attendance (online and on-site), and Active Participants

5E - Western Iowa

CongID	Congregation Name	City	State	ZIP	Data Year	Baptized Members	Average Online Attendance	Average On-site Attendance	Active Participants
11184	Underwood Lutheran Church	Underwood	IA	51576-0009	2024	524	37	81	208
02504	Bethlehem Lutheran Church	Cherokee	IA	51012-1299	2024	1091	32	84	200
02508	Zion Lutheran Church	Gowrie	IA	50543-0063	2024	792	0	124	200
11073	Trinity Lutheran Church	Moville	IA	51039-0239	2024	387	25	64	200
10826	St John Lutheran Church	Akron	IA	51001-8684	2024	248	50	35	180
10858	First Lutheran Church	Britt	IA	50423-0097	2024	354	0	63	179
02507	Grace Lutheran Church	Fort Dodge	IA	50501-4713	2024	316	0	80	169
11155	Bethany Lutheran Church	Spencer	IA	51301-3536	2024	1343	85	62	168
02480	St Paul Lutheran Church	Missouri Valley	IA	51555-0160	2024	150	2	44	150
10973	Bethel Lutheran Church	Graettinger	IA	51342-0415	2024	467	0	47	150
30760	United Lutheran Church	Ringsted	IA	50578-0037	2024	327	0	41	140
02463	Salem Lutheran Church	Creston	IA	50801-1119	2024	132	19	48	136
02497	Our Savior Lutheran Church	Albert City	IA	50510-0037	2023	370	20	54	135
11106	Grace Lutheran Church	Primghar	IA	51245-0208	2024	257	8	52	125
11109	Zion Lutheran Church	Rake	IA	50465-0168	2024	268	0	50	125
11120	Immanuel Lutheran Church	Rock Rapids	IA	51246-1402	2024	337	0	75	125
11121	Our Savior's Lutheran Church	Rock Valley	IA	51247-1401	2024	294	0	32	125
02461	Emanuel Lutheran Church	Council Bluffs	IA	51503-0432	2024	605	25	63	120
10968	Immanuel Lutheran Church	George	IA	51237-7774	2024	316	7	52	120
11149	Riverside Lutheran Church	Sioux City	IA	51109-1544	2024	704	20	80	120
02512	Augustana Lutheran Church	Manson	IA	50563-0160	2024	394	0	42	116
11034	Christ Lutheran Church	Le Mars	IA	51031	2024	258	200	67	113
11123	St Paul Evangelical Lutheran Church	Rockwell City	IA	50579-1421	2024	128	7	40	110

Baptized Members, Average Attendance (online and on-site), and Active Participants

5E - Western Iowa

CongID	Congregation Name	City	State	ZIP	Data Year	Baptized Members	Average Online Attendance	Average On-site Attendance	Active Participants
02495	Immanuel Lutheran Church	Akron	IA	51001-0079	2024	212	40	71	103
11178	Immanuel Lutheran Church	Titonka	IA	50480-0405	2024	172	40	53	102
10953	Estherville Lutheran Church	Estherville	IA	51334-1923	2023	355	150	65	98
10952	Bethany Lutheran Church	Emmetsburg	IA	50536-2419	2024	247	100	66	97
10894	St John Lutheran Church	Le Mars	IA	51031-8790	2024	120	50	12	95
02476	Faith Lutheran Church	Griswold	IA	51535-2049	2024	99	15	26	90
11015	Kanawha Lutheran Church	Kanawha	IA	50447-0116	2023	250	0	33	88
11103	St Peter Lutheran Church	Pocahontas	IA	50574-0087	2024	211	10	48	86
11041	Emanuel-St John Lutheran Church	Lytton	IA	50561-0050	2024	484	6	85	85
02516	Faith Lutheran Church	Odebolt	IA	51458-0448	2024	245	15	25	81
10892	Our Savior Lutheran Church	Council Bluffs	IA	51503-0910	2024	369	10	76	76
02489	Emmanuel Lutheran Church	Shenandoah	IA	51601-2612	2023	399	0	30	76
10974	Lost Island Lutheran Church	Ruthven	IA	51358-8641	2024	110	15	22	75
11215	St John Lutheran Church	Woden	IA	50484-0095	2024	272	22	56	75
11151	First Lutheran Church	Sioux Rapids	IA	50585-0312	2024	206	0	31	74
02500	Trinity Lutheran Church	Alta	IA	51002-0005	2024	258	6	31	70
02460	Bethesda Lutheran Church	Clarinda	IA	51632-5012	2024	136	0	39	68
10843	Ebenezer Lutheran Church	Audubon	IA	50025-7496	2022	136	0	26	66
31400	United Lutheran Church	Sioux City	IA	51103-3613	2024	135	8	55	65
11115	St Paul Lutheran Church	Renwick	IA	50577-0171	2022	233	15	25	60
11173	Bethany Lutheran Church	Thompson	IA	50478-0288	2024	275	3	32	57
02502	Trinity Lutheran Church	Boxholm	IA	50040-0067	2003	202	0	0	57
11037	Trinity Lutheran Church	Linn Grove	IA	51033-1009	2024	141	0	28	56

Baptized Members, Average Attendance (online and on-site), and Active Participants

5E - Western Iowa

CongID	Congregation Name	City	State	ZIP	Data Year	Baptized Members	Average Online Attendance	Average On-site Attendance	Active Participants
11150	St John Lutheran Church	Sioux City	IA	51104-3624	2024	142	0	45	55
16253	Hope Lutheran Church	Sioux Center	IA	51250-1148	2024	115	0	55	55
02475	St John Lutheran Church	Essex	IA	51638-0060	2024	151	0	43	51
02474	St John Lutheran Church	Dunlap	IA	51529-1151	2024	456	90	32	50
02523	St Luke Lutheran Church	Sioux City	IA	51106-2404	2024	191	150	35	50
11025	St Paul Lutheran Church	Lakota	IA	50451-0038	2024	252	0	28	50
11087	Faith Lutheran Church	Onawa	IA	51040-0206	2024	140	197	33	50
02518	Elfsborg Lutheran Church	Pomeroy	IA	50575-0106	2023	104	0	51	50
11154	Soldier Lutheran Church	Soldier	IA	51572-0066	2023	231	22	35	50
02505	Emanuel Lutheran Church	Dayton	IA	50530-0255	2024	355	0	48	49
30090	Christ Lutheran Church	Jefferson	IA	50129-0167	2024	47	25	21	48
10957	Exira Lutheran Church	Exira	IA	50076-0107	2023	515	15	50	47
02521	Augustana Lutheran Church	Sioux City	IA	51101-1920	2024	344	5	68	45
11059	St John Lutheran Church	Merrill	IA	51038-5014	2024	195	0	21	45
11097	St Paul Lutheran Church	Palmer	IA	50571-0128	2022	71	0	47	44
10986	American Lutheran Church	Hawarden	IA	51023-2009	2024	155	0	14	40
11177	Good Hope Lutheran Church	Titonka	IA	50480-0351	2024	462	3	50	40
11188	Wallingford Lutheran Church	Wallingford	IA	51365-0339	2024	281	0	35	40
02515	Nain Lutheran Church	Newell	IA	50568-0011	2023	180	0	19	40
11058	American Lutheran Church	Melvin	IA	51350-0177	2023	276	0	35	40
02509	Faith Lutheran Church	Harcourt	IA	50544-0068	2009	139	0	0	40
10890	St John Lutheran Church	Corwith	IA	50430-0212	2024	148	0	17	35
30386	Church Of The Damascus Road	Fort Dodge	IA	50501-4018	2024	231	0	35	35

Baptized Members, Average Attendance (online and on-site), and Active Participants

5E - Western Iowa

CongID	Congregation Name	City	State	ZIP	Data Year	Baptized Members	Average Online Attendance	Average On-site Attendance	Active Participants
02483	St Paul Lutheran Church	Northboro	IA	51647-4009	2024	75	0	25	32
10963	Christ Lutheran Church	Fort Dodge	IA	50501-2802	2024	203	0	24	32
11060	St Paul Lutheran Church	Merrill	IA	51038-0096	2017	49	0	0	32
02488	Fremont Lutheran Church	Essex	IA	51638-0513	2024	181	0	20	30
02510	Bethel Lutheran Church	Kiron	IA	51448-0160	2024	148	5	17	30
11044	St Paul Evangelical Lutheran Church	Manson	IA	50563-0757	2024	281	10	20	30
11186	South Enes Lutheran Church	Vincent	IA	50594-0207	2024	100	0	20	30
02531	St Paul Lutheran Church	Remsen	IA	51050-0051	2023	119	0	30	28
10859	St Peter Lutheran Church	Brunsville	IA	51008-0215	2024	113	0	22	27
02491	Tabor Lutheran Church	Stanton	IA	51573-4014	2024	46	0	22	24
10936	Washington Lutheran Church	Duncombe	IA	50532-0050	2024	237	0	23	24
02493	Strand Lutheran Church	Villisca	IA	50864-9102	2024	198	0	13	23
11071	Bethesda Lutheran Church	Moorhead	IA	51558-3013	2024	202	5	30	20
10829	Immanuel Lutheran Church	Rembrandt	IA	50576-0047	2023	29	0	12	20
10888	Ascension Lutheran Church	Coon Rapids	IA	50058-1709	2023	43	0	18	17
11072	Fulton Lutheran Church	Moorland	IA	50566-7511	2023	68	0	17	17
02514	Faith Lutheran Church	Marcus	IA	51035-0575	2024	108	0	15	15
02513	Grace Lutheran Church	Marathon	IA	50565-0130	2023	134	0	10	12
10827	St John Lutheran Church	Albert City	IA	50510-0068	2019	43	0	0	10
11064	St John Lutheran Church	Mineola	IA	51554-0106	2024	461	28	82	1
11113	Our Saviors Lutheran Church	Rembrandt	IA	50576-0047	2020	160	0	20	0

Baptisms by Congregation

Baptisms

5E - Western Iowa

CongID	Congregation Name	City	State	ZIP	Data Year	Baptisms
30386	Church Of The Damascus Road	Fort Dodge	IA	50501-4018	2024	60
10964	St Olaf Lutheran Church	Fort Dodge	IA	50501-4018	2024	22
02529	Trinity Lutheran Church	Webster City	IA	50595-2727	2024	15
11061	First Evangelical Lutheran Church Of West Okoboji, Iowa	Milford	IA	51351-7407	2024	14
10997	Our Saviour Lutheran Church	Humboldt	IA	50548-1982	2024	10
11073	Trinity Lutheran Church	Moville	IA	51039-0239	2024	10
11181	St Paul Lutheran Church	Treynor	IA	51575-0089	2024	10
11064	St John Lutheran Church	Mineola	IA	51554-0106	2024	9
02490	Mamrelund Lutheran Church	Stanton	IA	51573-0098	2024	8
10842	St Paul Lutheran Church	Atlantic	IA	50022-2364	2024	8
02476	Faith Lutheran Church	Griswold	IA	51535-2049	2024	7
02462	St John Lutheran Church	Council Bluffs	IA	51501-4242	2024	6
02516	Faith Lutheran Church	Odebolt	IA	51458-0448	2024	6
11149	Riverside Lutheran Church	Sioux City	IA	51109-1544	2024	6
02504	Bethlehem Lutheran Church	Cherokee	IA	51012-1299	2024	5
02524	St Mark Lutheran Church	Sioux City	IA	51106-3753	2024	5
10840	Nazareth Lutheran Church	Armstrong	IA	50514-0170	2024	5
10962	Immanuel Lutheran Church	Forest City	IA	50436-1811	2024	5
10991	St Paul Lutheran Church	Holstein	IA	51025-0206	2024	5
11106	Grace Lutheran Church	Primghar	IA	51245-0208	2024	5
11109	Zion Lutheran Church	Rake	IA	50465-0168	2024	5
02508	Zion Lutheran Church	Gowrie	IA	50543-0063	2024	4
10858	First Lutheran Church	Britt	IA	50423-0097	2024	4

Baptisms

5E - Western Iowa

CongID	Congregation Name	City	State	ZIP	Data Year	Baptisms
11184	Underwood Lutheran Church	Underwood	IA	51576-0009	2024	4
02475	St John Lutheran Church	Essex	IA	51638-0060	2024	3
02506	Trinity Lutheran Church	Estherville	IA	51334-1044	2024	3
02523	St Luke Lutheran Church	Sioux City	IA	51106-2404	2024	3
02525	Trinity Lutheran Church	Sioux City	IA	51105-1433	2024	3
11120	Immanuel Lutheran Church	Rock Rapids	IA	51246-1402	2024	3
11156	Grace Lutheran Church	Spirit Lake	IA	51360-1439	2024	3
11162	St Mark Lutheran Church	Storm Lake	IA	50588-3030	2024	3
30760	United Lutheran Church	Ringsted	IA	50578-0037	2024	3
11154	Soldier Lutheran Church	Soldier	IA	51572-0066	2023	3
02502	Trinity Lutheran Church	Boxholm	IA	50040-0067	2003	3
10826	St John Lutheran Church	Akron	IA	51001-8684	2024	2
10859	St Peter Lutheran Church	Brunsville	IA	51008-0215	2024	2
10952	Bethany Lutheran Church	Emmetsburg	IA	50536-2419	2024	2
10968	Immanuel Lutheran Church	George	IA	51237-7774	2024	2
11044	St Paul Evangelical Lutheran Church	Manson	IA	50563-0757	2024	2
11071	Bethesda Lutheran Church	Moorhead	IA	51558-3013	2024	2
11151	First Lutheran Church	Sioux Rapids	IA	50585-0312	2024	2
11177	Good Hope Lutheran Church	Titonka	IA	50480-0351	2024	2
11178	Immanuel Lutheran Church	Titonka	IA	50480-0405	2024	2
30090	Christ Lutheran Church	Jefferson	IA	50129-0167	2024	2
10971	St John Lutheran Church	Carroll	IA	51401-0724	2023	2
11104	St John Lutheran Church	Pomeroy	IA	50575-0159	2023	2

Baptisms

5E - Western Iowa

CongID	Congregation Name	City	State	ZIP	Data Year	Baptisms
11115	St Paul Lutheran Church	Renwick	IA	50577-0171	2022	2
02509	Faith Lutheran Church	Harcourt	IA	50544-0068	2009	2
02461	Emanuel Lutheran Church	Council Bluffs	IA	51503-0432	2024	1
02463	Salem Lutheran Church	Creston	IA	50801-1119	2024	1
02487	Bethlehem Lutheran Church	Red Oak	IA	51566-2049	2024	1
02498	First Lutheran Church	Algona	IA	50511-0516	2024	1
10892	Our Savior Lutheran Church	Council Bluffs	IA	51503-0910	2024	1
10973	Bethel Lutheran Church	Graettinger	IA	51342-0415	2024	1
10986	American Lutheran Church	Hawarden	IA	51023-2009	2024	1
11025	St Paul Lutheran Church	Lakota	IA	50451-0038	2024	1
11034	Christ Lutheran Church	Le Mars	IA	51031	2024	1
11037	Trinity Lutheran Church	Linn Grove	IA	51033-1009	2024	1
11041	Emanuel-St John Lutheran Church	Lytton	IA	50561-0050	2024	1
11059	St John Lutheran Church	Merrill	IA	51038-5014	2024	1
11087	Faith Lutheran Church	Onawa	IA	51040-0206	2024	1
11103	St Peter Lutheran Church	Pocahontas	IA	50574-0087	2024	1
11121	Our Savior's Lutheran Church	Rock Valley	IA	51247-1401	2024	1
11146	First Lutheran Church	Sioux City	IA	51104-4333	2024	1
11173	Bethany Lutheran Church	Thompson	IA	50478-0288	2024	1
11188	Wallingford Lutheran Church	Wallingford	IA	51365-0339	2024	1
31400	United Lutheran Church	Sioux City	IA	51103-3613	2024	1
02497	Our Savior Lutheran Church	Albert City	IA	50510-0037	2023	1
02518	Elfsborg Lutheran Church	Pomeroy	IA	50575-0106	2023	1

Baptisms

5E - Western Iowa

CongID	Congregation Name	City	State	ZIP	Data Year	Baptisms
10888	Ascension Lutheran Church	Coon Rapids	IA	50058-1709	2023	1
10953	Estherville Lutheran Church	Estherville	IA	51334-1923	2023	1
11097	St Paul Lutheran Church	Palmer	IA	50571-0128	2022	1
11113	Our Saviors Lutheran Church	Rembrandt	IA	50576-0047	2020	1
10827	St John Lutheran Church	Albert City	IA	50510-0068	2019	1
02460	Bethesda Lutheran Church	Clarinda	IA	51632-5012	2024	0
02474	St John Lutheran Church	Dunlap	IA	51529-1151	2024	0
02480	St Paul Lutheran Church	Missouri Valley	IA	51555-0160	2024	0
02483	St Paul Lutheran Church	Northboro	IA	51647-4009	2024	0
02488	Fremont Lutheran Church	Essex	IA	51638-0513	2024	0
02491	Tabor Lutheran Church	Stanton	IA	51573-4014	2024	0
02493	Strand Lutheran Church	Villisca	IA	50864-9102	2024	0
02495	Immanuel Lutheran Church	Akron	IA	51001-0079	2024	0
02500	Trinity Lutheran Church	Alta	IA	51002-0005	2024	0
02505	Emanuel Lutheran Church	Dayton	IA	50530-0255	2024	0
02507	Grace Lutheran Church	Fort Dodge	IA	50501-4713	2024	0
02510	Bethel Lutheran Church	Kiron	IA	51448-0160	2024	0
02512	Augustana Lutheran Church	Manson	IA	50563-0160	2024	0
02514	Faith Lutheran Church	Marcus	IA	51035-0575	2024	0
02521	Augustana Lutheran Church	Sioux City	IA	51101-1920	2024	0
10890	St John Lutheran Church	Corwith	IA	50430-0212	2024	0
10894	St John Lutheran Church	Le Mars	IA	51031-8790	2024	0
10936	Washington Lutheran Church	Duncombe	IA	50532-0050	2024	0

Baptisms

5E - Western Iowa

CongID	Congregation Name	City	State	ZIP	Data Year	Baptisms
10963	Christ Lutheran Church	Fort Dodge	IA	50501-2802	2024	0
10974	Lost Island Lutheran Church	Ruthven	IA	51358-8641	2024	0
11123	St Paul Evangelical Lutheran Church	Rockwell City	IA	50579-1421	2024	0
11150	St John Lutheran Church	Sioux City	IA	51104-3624	2024	0
11155	Bethany Lutheran Church	Spencer	IA	51301-3536	2024	0
11186	South Enes Lutheran Church	Vincent	IA	50594-0207	2024	0
11215	St John Lutheran Church	Woden	IA	50484-0095	2024	0
16253	Hope Lutheran Church	Sioux Center	IA	51250-1148	2024	0
02489	Emmanuel Lutheran Church	Shenandoah	IA	51601-2612	2023	0
02513	Grace Lutheran Church	Marathon	IA	50565-0130	2023	0
02515	Nain Lutheran Church	Newell	IA	50568-0011	2023	0
02531	St Paul Lutheran Church	Remsen	IA	51050-0051	2023	0
10829	Immanuel Lutheran Church	Rembrandt	IA	50576-0047	2023	0
10957	Exira Lutheran Church	Exira	IA	50076-0107	2023	0
11002	Bethlehem Lutheran Church	Inwood	IA	51240-0704	2023	0
11015	Kanawha Lutheran Church	Kanawha	IA	50447-0116	2023	0
11058	American Lutheran Church	Melvin	IA	51350-0177	2023	0
11072	Fulton Lutheran Church	Moorland	IA	50566-7511	2023	0
10843	Ebenezer Lutheran Church	Audubon	IA	50025-7496	2022	0
11060	St Paul Lutheran Church	Merrill	IA	51038-0096	2017	0

Congregation Reports

**Evangelical Lutheran Church in America
Name and Address Summary Report as of December 31, 2024**

5E Western Iowa Synod, Elca

Cong ID	Congregation Name	Lang Codes	Location Address	City, State	Ministers	Year Orgn	Bapt Mbrs	Conf Mbrs	Avg Atnd On-site	Avg Atnd Online
Conference: 01 Winds of Hope										
02495	Immanuel	EN	251 Main St	Akron, IA	Eric C. Alm	1910	212	143	71	40
10826	St John	EN	22543 County Road 16	Akron, IA		1889	248	236	35	50
02497 *	Our Savior	EN	401 Spruce St	Albert City, IA		1873	370	332	54	20
10827 *	St John	EN	20089 550th St	Albert City, IA		1880	43	33	--	--
10829 *	Immanuel	EN	4890 40th Ave.	Alta, IA		1884	29	29	12	0
02500	Trinity	EN	401 W 2nd St	Alta, IA	Jane B. Johnston	1874	258	209	31	6
10859	St Peter	EN	505 Pine St	Brunsville, IA		1917	113	109	22	0
02504	Bethlehem	EN	300 E Bow Dr	Cherokee, IA		1896	1,091	799	84	32
10968	Immanuel	EN	400 E Iowa Ave	George, IA	Matthew D. Polsdofer	1893	316	272	52	7
10986	American	EN	1417 12th St	Hawarden, IA		1961	155	154	14	0
11002 *	Bethlehem	EN	302 N Oak St	Inwood, IA	Susan J. Sinclair	1889	337	265	90	0
11034	Christ	EN	27071 Highway C16	Le Mars, IA		1872	258	221	67	200
10894	St John	EN	400 Linn St	Le Mars, IA		1911	120	117	12	50
11037	Trinity	EN	105 E High St	Linn Grove, IA		1892	141	119	28	0
02513 *	Grace	EN	101 S Neptune St	Marathon, IA		1884	134	134	10	0
02514	Faith	EN	209 W Cedar	Marcus, IA	Craig A. Cummins	1959	108	108	15	0
11058 *	American	EN	352 Center St	Melvin, IA	Judith A. Johnson	1878	276	276	35	0
11059	St John	EN	735 5th St	Merrill, IA		1912	195	175	21	0
11060 *	St Paul	EN	24962 C38	Merrill, IA		1896	49	44	--	--
02515 *	Nain	EN	441 W Jensen St	Newell, IA		1884	180	160	19	0
11106	Grace	EN	380 N Rerick Ave	Primghar, IA		1938	257	224	52	8
11113 *	Our Saviors	EN	107 N. Broadway Ave.	Rembrandt, IA		1868	160	0	20	0
02531 *	St Paul	EN	423 S Washington St	Remsen, IA	Craig A. Cummins	1970	119	119	30	0
11120	Immanuel	EN	409 S 3rd Ave	Rock Rapids, IA	Matthew D. Polsdofer	1893	337	283	75	0
11121	Our Savior's	EN	1921 12th St	Rock Valley, IA		1952	294	294	32	0
16253	Hope	EN	7 16th St SE	Sioux Center, IA		1981	115	83	55	0
11151	First	EN	716 1st St	Sioux Rapids, IA	Tonna M. Parsons	1871	206	206	31	0
11155	Bethany	EN	15 W 14th St	Spencer, IA		1888	1,343	982	62	85
11162	St Mark	EN SP	1614 W 5th St	Storm Lake, IA	David D. Keschull	1952	395	230	70	340
Conference Totals:							7,859	6,356	1,099	838

Code Key:

* = 2024 data not available as of report run date

**Evangelical Lutheran Church in America
Name and Address Summary Report as of December 31, 2024**

5E Western Iowa Synod, Elca

Cong ID	Congregation Name	Lang Codes	Location Address	City, State	Ministers	Year Orgn	Bapt Mbrs	Conf Mbrs	Avg Atnd On-site	Avg Atnd Online
Conference: 02 Seeds of Faith										
02498	First	EN	226 N Putnam St	Algona, IA	David A. Grindberg	1882	522	444	130	110
10840	Nazareth	EN	401 5th St	Armstrong, IA		1898	542	397	65	10
10858	First	EN	70 5th Ave NW	Britt, IA	Anna E. Wolf	1920	354	285	63	0
10890	St John	EN	517 SE Elm St	Corwith, IA	Lissa A. Kahl	1882	148	101	17	0
10952	Bethany	EN	703 Broadway St	Emmetsburg, IA	Frederick P. Morlock	1886	247	219	66	100
10953 *	Estherville	EN	208 N 8th St	Estherville, IA	Timothy J. Johnson	1861	355	341	65	150
02506	Trinity	EN	721 18th Ave N	Estherville, IA		1956	271	217	67	17
10962	Immanuel	EN	246 S Clark St	Forest City, IA	Roderick E. Hopp Jeniffer N. Tillman Zechariah Z. Anderson	1871	1,558	1,189	200	38
10973	Bethel	EN	401 W Patterson St	Graettinger, IA	John A. Wolf	1962	467	403	47	0
11015 *	Kanawha	EN	125 W 4th St	Kanawha, IA		1901	250	228	33	0
11025	St Paul	EN	108 4th St	Lakota, IA		1891	252	252	28	0
11061	First Evangelical Lutheran Church Of West Okoboji, Iowa	EN	1525 Three Cross Rd	Milford, IA	Perry B. Aalgaard Brian D. Jack	1929	2,008	1,480	228	125
11109	Zion	EN	107 W Florence	Rake, IA	Jon D. Rokke	1926	268	252	50	0
30760	United	EN SI	208 W Maple St	Ringsted, IA		2007	327	311	41	0
10974	Lost Island	EN	3797 310th St	Ruthven, IA	Frederick P. Morlock	1872	110	110	22	15
11156	Grace	EN	801 Hill Ave	Spirit Lake, IA	James M. Goetz	1949	548	519	59	21
11173	Bethany	EN	183 2nd Ave E	Thompson, IA		1902	275	262	32	3
11177	Good Hope	EN	323 Dieckman St NE	Titonka, IA	John B. Heille	1900	462	332	50	3
11178	Immanuel	EN	110 340th St	Titonka, IA	John B. Heille	1899	172	138	53	40
11188	Wallingford	EN	221 Saint James Ave	Wallingford, IA	John A. Wolf	1868	281	203	35	0
11215	St John	EN	302 2nd St	Woden, IA	John B. Heille	1908	272	232	56	22
Conference Totals:							9,689	7,915	1,407	654

Code Key:

* = 2024 data not available as of report run date

**Evangelical Lutheran Church in America
Name and Address Summary Report as of December 31, 2024**

5E Western Iowa Synod, Elca

Cong ID	Congregation Name	Lang Codes	Location Address	City, State	Ministers	Year Orgn	Bapt Mbrs	Conf Mbrs	Avg Atnd On-site	Avg Atnd Online	
Conference: 03 Hands of Hope											
02502	*	Trinity	EN	502 2nd St	Boxholm, IA		1886	202	183	--	--
02505		Emanuel	EN	208 2nd Ave NW	Dayton, IA		1868	355	1	48	0
10936		Washington	EN	601 Wagner St	Duncombe, IA		1870	237	181	23	0
10963		Christ	EN	2220 10th Ave N	Fort Dodge, IA		1955	203	192	24	0
30386		Church Of The Damascus Road	EN	239 N 11th St	Fort Dodge, IA		2002	231	231	35	0
02507		Grace	EN	211 S 9th St	Fort Dodge, IA	Daniel C. Kahl	1870	316	212	80	0
10964		St Olaf	EN	239 N 11th St	Fort Dodge, IA	Emily D. Sauer-Alvarez James R. McColley	1891	1,015	472	213	247
02508		Zion	EN	1003 Church St	Gowrie, IA		1871	792	621	124	0
02509	*	Faith	EN	113 N Ash St	Harcourt, IA		1891	139	139	--	--
10997		Our Saviour	EN	1212 Sumner Ave SW	Humboldt, IA	Katherine D. Russell	1895	796	669	67	8
11041		Emanuel-St John	EN	219 Walnut Ave	Lytton, IA	Ben C. Worley	1883	484	354	85	6
02512		Augustana	EN	810 7th Ave	Manson, IA		1871	394	394	42	0
11044		St Paul Evangelical	EN	1108 13th Ave	Manson, IA	Denise M. Berns	1880	281	281	20	10
11072	*	Fulton	EN	1204 260th St	Moorland, IA		1877	68	63	17	0
11097	*	St Paul	EN	701 Henrietta Ave.	Palmer, IA		1902	71	65	47	0
11103		St Peter	EN	600 2nd Ave SW	Pocahontas, IA		1891	211	176	48	10
02518	*	Elfsborg	EN	21511 600th St	Pomeroy, IA		1873	104	81	51	0
11115	*	St Paul	EN	206 Gillespie St	Renwick, IA		1888	233	169	25	15
11123		St Paul Evangelical	EN	527 Main St	Rockwell City, IA	Denise M. Berns	1908	128	128	40	7
11186		South Enes	EN	205 Johnson St	Vincent, IA		1900	100	100	20	0
02529		Trinity	EN	1229 Kathy Ln	Webster City, IA	Jean M. Morse	1897	678	678	124	37
Conference Totals:								7,038	5,390	1,133	340

**Evangelical Lutheran Church in America
Name and Address Summary Report as of December 31, 2024**

5E Western Iowa Synod, Elca

Cong ID	Congregation Name	Lang Codes	Location Address	City, State	Ministers	Year Orgn	Bapt Mbrs	Conf Mbrs	Avg Atnd On-site	Avg Atnd Online
Conference: 04 Living Waters										
10991	St Paul	EN	310 E 2nd St	Holstein, IA		1883	541	387	120	95
02510	Bethel	EN	103 Clover St	Kiron, IA		1875	148	111	17	5
11073	Trinity	EN	323 S 4th St	Moville, IA	Edward W. Pease	1893	387	317	64	25
02516	Faith	EN	708 Locust St	Odebolt, IA		1892	245	188	25	15
11087	Faith	EN	316 15th St	Onawa, IA		1968	140	124	33	197
02521	Augustana	EN	600 Court St	Sioux City, IA	Charles A. Meyer	1875	344	340	68	5
11146	First	EN	3939 Cheyenne Blvd	Sioux City, IA		1872	210	183	75	43
11149	Riverside	EN	1817 Riverside Blvd	Sioux City, IA		1937	704	686	80	20
11150	St John	EN	2801 Jackson St	Sioux City, IA		1876	142	122	45	0
02523	St Luke	EN	2039 S Saint Aubin St	Sioux City, IA		1938	191	160	35	150
02524	St Mark	EN	5200 Glenn Ave	Sioux City, IA	David R. Halaas	1956	334	293	124	20
02525	Trinity	EN	1122 Jackson St	Sioux City, IA	Randy L. Rasmussen	1886	560	472	131	0
31400	United	EN	315 Hamilton Blvd	Sioux City, IA	John Jorgensen	2022	135	135	55	8
11154 *	Soldier	EN	223 Lark St	Soldier, IA		1870	231	211	35	22
Conference Totals:							4,312	3,729	907	605
Conference: 05 Rivers of Grace										
10842	St Paul	EN	1011 E 13th St	Atlantic, IA	Lauri S. Boysen	1883	392	269	126	133
10843 *	Ebenezer	EN	1991 Eagle Ave	Audubon, IA		1894	136	122	26	0
10971 *	St John	EN	801 E 18th St	Carroll, IA	Cynthia J. Johnson	1892	254	223	80	190
10888 *	Ascension	EN	406 5th Ave S	Coon Rapids, IA		1964	43	43	18	0
02461	Emanuel	EN	2444 N Broadway	Council Bluffs, IA	Cara L. Knutson	1890	605	439	63	25
10892	Our Savior	EN	600 Bluff St	Council Bluffs, IA	Douglas A. Rothgeb	1876	369	369	76	10
02462	St John	EN	633 Willow Ave	Council Bluffs, IA	E J. Benson Luke A. Kuenzli	1891	1,123	732	211	48
02474	St John	EN	902 Montague St	Dunlap, IA		1895	456	264	32	90
10957 *	Exira	EN	106 W Harrison St	Exira, IA		1905	515	319	50	15
02476	Faith	EN	707 Adair St	Griswold, IA	Jay E. Denne	1935	99	76	26	15
30090	Christ	EN	1201 S Elm St	Jefferson, IA		1990	47	33	21	25
02480	St Paul	EN	201 N 2nd St	Missouri Valley, IA	Jean E. McCartney	1921	150	144	44	2
11071	Bethesda	EN	703 Pine St	Moorhead, IA		1895	202	154	30	5
11181	St Paul	EN	12 Park St	Treynor, IA	Emily J. Dalen	1880	510	265	103	36
11184	Underwood	EN	10 3rd Ave	Underwood, IA	Scott A. Dalen	1927	524	476	81	37
Conference Totals:							5,425	3,928	987	631

Code Key:

* = 2024 data not available as of report run date

**Evangelical Lutheran Church in America
Name and Address Summary Report as of December 31, 2024**

5E Western Iowa Synod, Elca

Cong ID	Congregation Name	Lang Codes	Location Address	City, State	Ministers	Year Orgn	Bapt Mbrs	Conf Mbrs	Avg Atnd On-site	Avg Atnd Online
Conference: 06 Abundant Fields										
02460	Bethesda	EN	2475 140th St	Clarinda, IA		1870	136	119	39	0
02463	Salem	EN	602 W Townline St	Creston, IA	James A. Mossman	1871	132	132	48	19
02475	St John	EN	104 East St	Essex, IA		1876	151	151	43	0
11064	St John	EN	605 Main St	Mineola, IA	Charles H. Borgstadt	1883	461	416	82	28
02483	St Paul	EN	3055 410th Ave	Northboro, IA		1902	75	41	25	0
11104 *	St John	EN	406 S East St	Pomeroy, IA		1889	482	357	69	0
02487	Bethlehem	EN	1101 E Summit St	Red Oak, IA		1872	463	4	51	20
02488	Fremont	EN	1147 Ironwood Ave	Red Oak, IA		1870	181	181	20	0
02489 *	Emmanuel	EN	406 E Pioneer Ave	Shenandoah, IA		1883	399	197	30	0
02490	Mamrelund	EN	410 Eastern Ave	Stanton, IA	Inba J. Inbarasu	1870	953	871	100	12
02491	Tabor	EN	1711 Q Ave	Stanton, IA		1894	46	42	22	0
02493	Strand	EN	1127 160th St	Villisca, IA		1875	198	198	13	0
Conference Totals:							3,677	2,709	542	79
Synod Totals:							38,000	30,027	6,075	3,147

Language Codes:

Amharic [AM]	Cherokee [CK]	Finnish [FI]	Inupiat [IP]	Maban [MB]	Portuguese [PR]	Taiwanese [TI]
Anyuak [AN]	Creole [CL]	French [FR]	Japanese [JA]	Mandarin [MA]	Sign [SI]	Tamil [TM]
Arabic [AB]	Czech [CZ]	German [GE]	Kiswahil [KI]	Navajo [NV]	Slovak [SL]	Telugu [TE]
Batak [BA]	Danish [DA]	Haitian [HA]	Korean [KO]	Norwegian [NO]	Spanish [SP]	Thai [TH]
Burmese [BU]	Dinka [DI]	Hmong [HM]	Lakotah [LK]	Nuer [NU]	Swahili [SA]	Tigrinya [TG]
Cambodian [CA]	English [EN]	Hungarian [HG]	Lao [LS]	Oromo [OR]	Swedish [SW]	Ukrainian [UK]
Cantonese [CH]	Estonian [ES]	Indonesian [ID]	Latvian [LA]	Paiute [PT]	Tagalog [TA]	Urdu [UR]
						Vietnamese [VI]

Evangelical Lutheran Church in America
Form A - Congregation Finances as of December 31, 2024

5E Western Iowa Synod, Elca

Cong ID	Congregation Name and City	Regular Giving	Total Receipts	Total Assets	Total Indebtedness	Current Operating Expenses	Mission Support	Non-Mission Support	Total Disbursements
Conference: 01 Winds of Hope									
02495	Immanuel, Akron	149,383	156,077	2,317,435	2,317,435	139,172	8,845	13,158	161,175
10826	St John, Akron	59,373	69,688	392,087	0	61,732	3,000	0	64,732
02497*	Our Savior, Albert City	112,838	187,432	1,412,721	0	130,370	3,500	5,196	204,313
10827*	St John, Albert City	23,895	25,706	0	0	27,284	2,000	0	29,284
10829*	Immanuel, Alta	20,409	20,409	63,550	0	17,747	500	1,400	19,647
02500	Trinity, Alta	63,245	97,773	35,468	0	79,160	2,500	3,449	85,109
10859	St Peter, Brunsville	43,300	43,651	136,120	0	42,363	0	500	42,863
02504	Bethlehem, Cherokee	288,513	301,065	2,848,648	0	186,795	10,500	4,129	263,823
10968	Immanuel, George	59,500	95,440	654,100	0	125,000	8,500	7,000	140,500
10986	American, Hawarden	43,261	64,652	1,314,449	0	53,771	2,881	5,084	69,250
11002*	Bethlehem, Inwood	218,391	249,966	3,842,744	0	170,888	6,335	6,079	183,302
11034	Christ, Le Mars	104,907	124,166	830,700	0	129,800	11,430	0	141,230
10894	St John, Le Mars	59,700	61,949	365,938	0	61,226	2,968	1,442	65,636
11037	Trinity, Linn Grove	43,894	50,287	926,766	0	39,917	3,000	8,430	51,347
02513*	Grace, Marathon	11,994	14,484	60,818	0	18,397	980	0	19,377
02514	Faith, Marcus	30,784	31,410	336,177	400	36,084	400	327	36,811
11058*	American, Melvin	88,279	88,279	139,846	0	118,460	1,200	4,309	123,969
11059	St John, Merrill	14,492	31,245	160,737	0	28,060	250	770	29,290
11060*	St Paul, Merrill	14,182	14,975	0	0	17,090	0	0	17,090
02515*	Nain, Newell	33,092	42,479	137,878	0	46,869	1,200	350	48,419
11106	Grace, Primghar	73,676	88,989	2,479,400	0	106,307	610	4,844	111,761
11113*	Our Saviors, Rembrandt	37,943	101,470	1,023,422	0	43,183	2,169	1,350	114,043
02531*	St Paul, Remsen	39,093	72,854	0	0	68,010	1,200	0	69,210
11120	Immanuel, Rock Rapids	186,809	260,004	0	260,004	222,845	12,635	360	235,840
11121	Our Savior's, Rock Valley	94,812	98,667	3,706,290	0	84,794	3,000	1,848	89,642
16253	Hope, Sioux Center	106,590	125,568	2,071,291	6,291	60,125	12,000	3,000	81,188
11151	First, Sioux Rapids	88,575	96,102	2,340,747	0	68,948	3,000	1,600	86,548
11155	Bethany, Spencer	261,093	660,745	7,489,231	0	176,778	5,500	348,495	555,648
11162	St Mark, Storm Lake	290,862	310,046	1,907,011	0	281,377	26,600	15,223	323,200
	Conference Totals	\$2,662,885	\$3,585,578	\$36,993,574	\$2,584,130	\$2,642,552	\$136,703	\$438,343	\$3,464,247
Conference: 02 Seeds of Faith									
02498	First, Algona	310,601	334,389	5,687,710	0	315,348	6,000	14,851	336,199
10840	Nazareth, Armstrong	121,725	123,133	299,013	0	86,536	3,792	3,470	109,900
10858	First, Britt	128,884	173,057	414,848	0	160,834	5,500	1,582	265,330
10890	St John, Corwith	43,664	113,770	941,319	0	98,230	1,445	2,260	101,935
10952	Bethany, Emmetsburg	139,362	185,259	3,168,457	0	190,732	5,304	4,675	211,172

Evangelical Lutheran Church in America
Form A - Congregation Finances as of December 31, 2024

5E Western Iowa Synod, Elca

Cong ID	Congregation Name and City	Regular Giving	Total Receipts	Total Assets	Total Indebtedness	Current Operating Expenses	Mission Support	Non-Mission Support	Total Disbursements
10953 *	Estherville, Estherville	248,427	293,163	7,369,312	0	191,464	15,600	5,210	287,156
02506	Trinity, Estherville	120,550	148,886	119,675	0	129,117	20	11,231	140,368
10962	Immanuel, Forest City	443,096	593,584	4,229,098	0	566,648	34,000	10,085	610,733
10973	Bethel, Graettinger	103,349	172,117	1,690,812	0	163,016	3,100	579	175,339
11015 *	Kanawha, Kanawha	86,500	105,630	727,740	0	122,000	4,000	2,700	131,500
11025	St Paul, Lakota	63,000	67,251	983,000	0	56,282	4,251	0	103,033
11061	First Evangelical Lutheran Church Of West Okoboji, Iowa, Milford	711,970	992,284	10,314,912	0	718,593	33,000	145,118	978,582
11109	Zion, Rake	114,044	135,552	603,626	0	118,669	4,100	16,686	148,669
30760	United, Ringsted	96,735	143,542	379,432	0	89,025	2,000	150	111,260
10974	Lost Island, Ruthven	6,600	16,190	26,002	0	62,100	0	0	62,100
11156	Grace, Spirit Lake	175,515	201,521	5,082,990	0	160,284	2,500	10,201	186,495
11173	Bethany, Thompson	75,959	86,095	476,252	0	83,166	2,838	3,520	89,524
11177	Good Hope, Titonka	114,919	197,012	5,957,310	100	146,161	5,196	17,477	175,352
11178	Immanuel, Titonka	46,056	113,708	3,324,879	0	92,102	7,800	18,701	118,603
11188	Wallingford, Wallingford	87,304	104,230	424,663	0	81,599	4,200	886	94,332
11215	St John, Woden	54,597	73,870	1,173,873	0	61,111	1,666	10,192	72,969
	Conference Totals	\$3,292,857	\$4,374,243	\$53,394,923	\$100	\$3,693,017	\$146,312	\$279,574	\$4,510,551

Conference: 03 Hands of Hope

02502 *	Trinity, Boxholm	39,908	55,553	250,000	0	50,352	4,035	0	54,637
02505	Emanuel, Dayton	530	101,399	78,000	0	102,605	5,500	10,900	119,005
10936	Washington, Duncombe	63,225	73,962	268,686	0	29,314	3,825	2,823	35,962
10963	Christ, Fort Dodge	32,727	41,200	181,097	0	25,626	703	7,125	33,454
30386	Church Of The Damascus Road, Fort Dodge	116,611	119,755	81,747	0	96,244	4,507	3,794	104,545
02507	Grace, Fort Dodge	229,534	235,598	9,599,856	0	232,309	5,000	21,996	259,720
10964	St Olaf, Fort Dodge	400,480	406,353	12,691,595	0	521,380	15,000	90	1,238,877
02508	Zion, Gowrie	189,552	251,607	8,361,471	0	211,536	0	30,455	290,037
02509 *	Faith, Harcourt	30,824	59,767	58,950	0	61,083	1,200	0	62,283
10997	Our Saviour, Humboldt	244,591	249,925	8,241,800	0	216,670	10,079	8,700	237,049
11041	Emanuel-St John, Lytton	136,453	200,168	806,893	0	159,675	12,150	4,272	191,124
02512	Augustana, Manson	71,868	92,420	1,356,523	0	63,456	3,600	4,055	96,691
11044	St Paul Evangelical, Manson	109,967	115,287	12,853,756	29,875	116,824	5,592	8,566	134,361
11072 *	Fulton, Moorland	37,191	39,642	0	0	34,207	0	0	34,207
11097 *	St Paul, Palmer	46,141	46,712	162,102	0	43,386	0	8,100	51,486
11103	St Peter, Pocahontas	125,587	140,594	3,198,802	0	113,419	9,760	1,650	159,944
02518 *	Elfsborg, Pomeroy	52,983	58,129	0	0	32,985	0	4,240	37,565
11115 *	St Paul, Renwick	61,000	61,000	0	0	52,194	5,000	0	57,194

Evangelical Lutheran Church in America
Form A - Congregation Finances as of December 31, 2024

5E Western Iowa Synod, Elca

Cong ID	Congregation Name and City	Regular Giving	Total Receipts	Total Assets	Total Indebtedness	Current Operating Expenses	Mission Support	Non-Mission Support	Total Disbursements
11123	St Paul Evangelical, Rockwell City	103,004	121,717	527,463	0	165,374	9,036	6,186	180,596
11186	South Enes, Vincent	55,050	62,674	179,685	0	45,402	6,000	5,000	56,402
02529	Trinity, Webster City	327,176	494,249	11,076,033	0	338,882	26,570	28,334	520,529
	Conference Totals	\$2,474,402	\$3,027,711	\$69,974,459	\$29,875	\$2,712,923	\$127,557	\$156,286	\$3,955,668

Conference: 04 Living Waters

10991	St Paul, Holstein	288,994	429,487	5,729,406	0	327,706	2,340	16,795	385,949
02510	Bethel, Kiron	52,227	56,668	428,183	0	38,948	8,316	873	48,137
11073	Trinity, Moville	146,638	184,042	1,729,578	0	157,280	4,430	5,700	274,910
02516	Faith, Odebolt	52,781	392,510	2,048,035	0	45,529	9,300	184,550	239,379
11087	Faith, Onawa	63,904	137,718	1,878,562	0	64,587	2,000	1,080	67,667
02521	Augustana, Sioux City	166,953	201,212	7,384,883	140,940	160,720	10,080	4,331	233,790
11146	First, Sioux City	242,871	354,711	1,471,158	0	342,207	13,380	10,656	366,243
11149	Riverside, Sioux City	150,643	264,021	1,468,890	0	158,650	2,400	15,000	176,050
11150	St John, Sioux City	181,724	429,441	1,955,687	0	186,814	11,140	11,142	209,096
02523	St Luke, Sioux City	114,381	118,709	0	0	149,155	3,000	7,090	159,245
02524	St Mark, Sioux City	387,935	433,806	3,118,302	345,798	341,877	35,931	9,940	492,029
02525	Trinity, Sioux City	326,815	385,627	3,209,090	269,773	257,251	5,000	10,473	423,390
31400	United, Sioux City	87,782	93,619	2,058,000	68,000	71,324	9,350	0	99,251
11154 *	Soldier, Soldier	51,312	70,034	2,728,353	0	61,498	500	1,503	73,421
	Conference Totals	\$2,314,960	\$3,551,605	\$35,208,127	\$824,511	\$2,363,546	\$117,167	\$279,133	\$3,248,557

Conference: 05 Rivers of Grace

10842	St Paul, Atlantic	234,322	311,978	5,779,655	0	279,228	19,418	13,120	331,980
10843 *	Ebenezer, Audubon	72,685	77,673	16,833	0	61,815	9,940	4,276	76,031
10971 *	St John, Carroll	148,204	148,204	962,823	0	139,518	14,821	2,400	156,739
10888 *	Ascension, Coon Rapids	30,000	30,250	193,800	0	21,050	0	1,950	23,000
02461	Emanuel, Council Bluffs	146,365	174,592	6,199,471	0	169,255	2,500	0	171,755
10892	Our Savior, Council Bluffs	173,630	222,787	2,374,321	0	73,303	17,448	5,510	96,261
02462	St John, Council Bluffs	429,025	974,446	1,811,035	742,338	515,991	18,000	55,172	1,140,213
02474	St John, Dunlap	59,649	64,202	570,416	0	77,397	5,877	0	83,274
10957 *	Exira, Exira	141,332	141,332	243,582	0	155,191	5,300	0	160,491
02476	Faith, Griswold	63,310	70,059	1,143,673	0	68,903	5,000	1,000	74,903
30090	Christ, Jefferson	34,580	52,557	257,542	0	38,497	4,809	2,665	45,971
02480	St Paul, Missouri Valley	138,397	195,285	2,582,882	0	127,928	3,000	7,855	138,783
11071	Bethesda, Moorhead	54,225	92,910	2,177,400	0	59,733	8,861	4,916	78,683
11181	St Paul, Treynor	287,150	336,885	3,932,151	0	282,102	14,358	12,000	374,261

**Evangelical Lutheran Church in America
Form A - Congregation Finances as of December 31, 2024**

5E Western Iowa Synod, Elca

Cong ID	Congregation Name and City	Regular Giving	Total Receipts	Total Assets	Total Indebtedness	Current Operating Expenses	Mission Support	Non-Mission Support	Total Disbursements
11184	Underwood, Underwood	131,895	143,723	3,117,767	0	132,139	470	3,801	148,392
	Conference Totals	\$2,144,769	\$3,036,883	\$31,363,351	\$742,338	\$2,202,050	\$129,802	\$114,665	\$3,100,737
Conference: 06 Abundant Fields									
02460	Bethesda, Clarinda	55,232	62,251	2,455,989	0	52,414	6,000	0	64,724
02463	Salem, Creston	124,275	133,725	3,785,000	0	124,880	9,729	2,432	165,041
02475	St John, Essex	54,382	75,214	2,257,402	0	103,558	1,500	300	105,358
11064	St John, Mineola	147,472	247,910	3,126,038	926	252,790	13,290	1,475	307,383
02483	St Paul, Northboro	25,170	48,090	218,424	0	30,369	1,900	100	52,456
11104*	St John, Pomeroy	122,546	219,156	3,152,104	0	116,083	7,000	23,439	219,022
02487	Bethlehem, Red Oak	124,503	140,661	0	0	110,192	2,456	1,000	113,648
02488	Fremont, Red Oak	27,215	27,528	22,000	0	31,370	1,000	0	33,320
02489*	Emmanuel, Shenandoah	83,710	101,632	3,495,972	0	84,182	3,000	1,833	94,645
02490	Mamrelund, Stanton	228,034	228,034	0	0	248,994	9,300	0	258,294
02491	Tabor, Stanton	20,671	25,215	149,333	0	26,168	0	976	28,046
02493	Strand, Villisca	15,100	15,100	33,500	0	14,500	300	0	14,800
	Conference Totals	\$1,028,310	\$1,324,516	\$18,695,762	\$926	\$1,195,500	\$55,475	\$31,555	\$1,456,737
	Synod Totals	\$13,918,183	\$18,900,536	\$245,630,196	\$4,181,880	\$14,809,588	\$713,016	\$1,299,556	\$19,736,497

5E Western Iowa Synod, Elca

Summary of Membership Statistics Totals -- End of Year	2023	2024	Change	Percent
Congregations	114	112	-2	-1.75
Congregations - Organized	114	112	-2	-1.75
Congregations - Under Development	0	0	0	---
Congregations - Filed Form A	103	87	-16	-15.53
Baptized Members	38,889	38,000	-889	-2.29
Average Baptized Members per Congregation	341	339	-2	-0.54
Confirmed Members	30,989	30,027	-962	-3.10
Average Confirmed Members per Congregation	274	271	-4	-1.36

Analysis of Membership Gains and Losses

Baptized Members -- Received

By Baptism - Children Under Age 16	282	243	-39	-13.83
By Baptism - Adults Age 16 and Older	27	79	52	192.59
By Affirmation of Faith	177	161	-16	-9.04
By Transfer	302	285	-17	-5.63
From Other Sources and Stat Adjs	95	130	35	36.84
Baptized Members -- Total Received	883	898	15	1.70

Baptized Members -- Removed

By Death	469	442	-27	-5.76
By Transfer	188	194	6	3.19
For Other Reasons and Stat Adjs	758	1,320	562	74.14
Baptized Members -- Total Removed	1,415	1,956	541	38.23

Baptized Members Confirmed	256	244	-12	-4.69
Active Participants	14,901	14,316	-585	-3.93

Analysis of Attendance	2023	2024
Avg. # weeks congregations worshipped (on-site)	44	46
Avg. # weeks congregations worshipped (online)	27	26
Total avg. weekly worship attendance (on-site)	6,032	6,075
Total avg. weekly worship attendance (online)	3,421	3,147
Avg. att. per congregation (on-site)	56	56
Avg. att. per congregation (online)	58	52
Average att. as a percentage of baptized membership (on-site)	15.51	15.99
Average att. as a percentage of baptized membership (online)	8.80	8.28

5E Western Iowa Synod, Elca

Summary of Financial Statistics	2023	2024	Change	Percent	Statistical Analysis	
Totals -- End of Year					Averages per Congregation Reporting	
Total Receipts	18,856,783	18,900,536	43,753	0.23	Total Receipts (/112)	168,754.79
Total Disbursements **	20,790,892	19,736,497	-1,054,395	-5.07	Total Disburse (/112)	176,218.72
Total Indebtedness on Dec 31	2,629,490	4,181,880	1,552,390	59.04	Total Indebtedness (/12)	348,490.00
Projected Mission Support	1,066,440	890,916	-175,524	-16.46		
Average Total Giving / Bapt Member	431.84	438.48	6.64	1.54	Percent Congs With No Debt	89.29
Average Total Giving / Conf Member	541.93	554.90	12.97	2.39		
Detail of Financial Statistics - Receipts						
Regular Giving	14,360,135	13,918,183	-441,952	-3.08		
Designated Giving	2,433,829	2,743,943	310,114	12.74		
Earned Income (any source)	884,559	672,469	-212,090	-23.98		
Grants (any source)	72,720	123,813	51,093	70.26		
All Other Receipts	1,105,540	1,442,128	336,588	30.45		
Detail of Financial Statistics - Disbursements					Percent of Total Disbursements	
Current Operating Expenses	15,637,441	14,809,588	-827,853	-5.29	Current Operating Expenses	75.04
Capital Improvements	2,454,165	2,173,849	-280,316	-11.42	Capital Improvements	11.01
Payments on Debts	1,099,276	681,942	-417,334	-37.96	Payments on Debts	3.46
Mission Support	697,361	713,016	15,655	2.24	Mission Support	3.61
Other Synod Benevolence	139,085	182,838	43,753	31.46	Other Synod Benevolence	0.93
Other CWO Benevolence	58,163	32,428	-25,735	-44.25	Other CWO Benevolence	0.16
Benevolence - Another Country	76,676	61,957	-14,719	-19.20	Benevolence - Another Country	0.31
Benevolence - Camps	76,067	59,284	-16,783	-22.06	Benevolence - Camps	0.30
Benevolence - Campus Ministry	5,853	2,938	-2,915	-49.80	Benevolence - Campus Ministry	0.01
Benevolence - Colleges	13,975	11,225	-2,750	-19.68	Benevolence - Colleges	0.06
Benevolence - Seminaries	9,382	11,600	2,218	23.64	Benevolence - Seminaries	0.06
Benevolence - Social Service	242,439	173,408	-69,031	-28.47	Benevolence - Social Service	0.88
Benevolence - Direct Recipient	207,278	763,878	556,600	268.53	Benevolence - Direct Recipient	3.87
Subtotal Non-Mission Supt Benev	828,918	1,299,556	470,638	56.78	Subtotal Non-Mission Supt Benev	6.58
Other Expenses & Realized Losses	73,481	58,296	-15,185	-20.67	Other Expenses & Realized Losses	0.30

** Total Disbursements may not equal the sum of the disbursements details reported due to previous data not being included in the detail listing.

5E Western Iowa Synod, Elca

Congregations Reporting Ethnic Active Participants					Percent of Congregations Reporting Ethnic Active Participants	
	2023	2024	Change	Percent		
African American/Black	17	22	5	29.41	African American/Black	19.64
African National/African Caribbean	3	4	1	33.33	African National/African Caribbean	3.57
American Indian/Alaska Native	4	3	-1	-25.00	American Indian/Alaska Native	2.68
Arab/Middle Eastern	4	5	1	25.00	Arab/Middle Eastern	4.46
Asian/Pacific Islander	10	8	-2	-20.00	Asian/Pacific Islander	7.14
Latino/Hispanic	21	19	-2	-9.52	Latino/Hispanic	16.96
Multiracial	22	22	0	0.00	Multiracial	19.64
White	112	107	-5	-4.46	White	95.54

Total Ethnic Active Participants					Percent Ethnic Active Participants	
	2023	2024	Change	Percent		
African American/Black	43	58	15	34.88	African American/Black	0.41
African National/African Caribbean	4	5	1	25.00	African National/African Caribbean	0.04
American Indian/Alaska Native	11	8	-3	-27.27	American Indian/Alaska Native	0.06
Arab/Middle Eastern	5	8	3	60.00	Arab/Middle Eastern	0.06
Asian/Pacific Islander	36	38	2	5.56	Asian/Pacific Islander	0.27
Latino/Hispanic	138	139	1	0.72	Latino/Hispanic	0.99
Multiracial	162	174	12	7.41	Multiracial	1.24
White	14,615	13,588	-1,027	-7.03	White	96.93

5E Western Iowa Synod, Elca

(87 Congs Filed)

C31 Languages in which Liturgies are Regularly Conducted

Amharic	Estonian	Lao	Swahili	
Anyuak	Finnish	Latvian	Swedish	
Arabic	French	Maban	Tagalog	
Batak	German	Mandarin	Taiwanese	
Burmese	Haitian	Navajo	Tamil	
Cambodian	Hmong	Norwegian	Telugu	
Cantonese	Hungarian	Nuer	Thai	
Cherokee	Indonesian	Oromo	Tigrinya	
Creole	Inupiat	Paiute	Ukrainian	
Czech	Japanese	Portuguese	Urdu	
Danish	Kiswahili	Sign	1	Vietnamese
Dinka	Korean	Slovak		
English	112	Lakotah	Spanish	1

C32 Disability Assistance Provided

Wheelchair Accessibility	91
Braille Worship Materials	1
Large Print Worship Materials	70
Assistive Hearing Devices	50
Sign Language Interpreters	4
Mental Health Ministries	5
Ministry with People with Developmental Disabilities	7
Specialized Faith Formation for Children or Adults (ADHD, autism, dyslexia, etc.)	4
No Response to Any	9

**Evangelical Lutheran Church in America
Summary of Congregations That Did Not File 2024 Report Form A**

5E Western Iowa Synod, Elca

Last Year Filed	Cong ID	Cong Status	Baptized Members	Congregation Name	City, State	Minister	Phone
2003	02502	Org	202	Trinity	Boxholm, IA		(515)846-6277
2009	02509	Org	139	Faith	Harcourt, IA		(515)354-5224
2017	11060	Org	49	St Paul	Merrill, IA		
2019	10827	Org	43	St John	Albert City, IA		(712)843-5362
2020	11113	Org	160	Our Saviors	Rembrandt, IA		(712)286-6222
2022	10843	Org	136	Ebenezer	Audubon, IA		(712)563-3092
2022	11097	Org	71	St Paul	Palmer, IA		(712)359-2407
2022	11115	Org	233	St Paul	Renwick, IA		(515)824-3597
2023	02489	Org	399	Emmanuel	Shenandoah, IA		(712)246-3287
2023	02497	Org	370	Our Savior	Albert City, IA		(712)843-5625
2023	02513	Org	134	Grace	Marathon, IA		
2023	02515	Org	180	Nain	Newell, IA		(712)272-3319
2023	02518	Org	104	Elfsborg	Pomeroy, IA		(712)468-2667
2023	02531	Org	119	St Paul	Remsen, IA	Craig A. Cummins	(712)786-2866
2023	10829	Org	29	Immanuel	Alta, IA		(712)286-6222
2023	10888	Org	43	Ascension	Coon Rapids, IA		(712)299-5413
2023	10953	Org	355	Estherville	Estherville, IA	Timothy J. Johnson	(712)362-4607
2023	10957	Org	515	Exira	Exira, IA		(712)268-2660
2023	10971	Org	254	St John	Carroll, IA	Cynthia J. Johnson	(712)792-5396
2023	11002	Org	337	Bethlehem	Inwood, IA	Susan J. Sinclair	(712)753-4804
2023	11015	Org	250	Kanawha	Kanawha, IA		(641)762-3671
2023	11058	Org	276	American	Melvin, IA	Judith A. Johnson	(712)736-2361
2023	11072	Org	68	Fulton	Moorland, IA		(515)352-3645
2023	11104	Org	482	St John	Pomeroy, IA		(712)468-2667
2023	11154	Org	231	Soldier	Soldier, IA		(712)884-2434

Synod Total: 25 Congregation(s)