

2024

# Synod Data Toolkit

Southeastern Iowa  
Synod (5D)

Office of the Secretary  
December 2025



Evangelical  
Lutheran Church  
in America

This page intentionally left blank.

# Table of Contents

**03**

Synod Summary

**05**

Synod Trend Tables & Charts

**18**

Baptized Members, Average Attendance, and Active Participants

**25**

Baptisms by Congregation

**32**

Congregation Reports

## Summary of Membership, Participation, and Attendance

### 5D - Southeastern Iowa (without Lutheran Church of Hope)

**Baptized membership** has declined 24% over the past eight years, changing from 68,440 in 2017 to 52,064 in 2024. Over this same time period, the overall ELCA baptized membership decreased 23%.

Since 2017, **active participation** has shrunk 29%, moving from 38,549 to 27,494, with a rise of 2,099 in the most recent year. When looking at participation changes between 2020 and 2024 there was a 7% increase. Since 2017, active participation in the ELCA overall has decreased by 38% (approximately 5% per year). Since 2020, active participation has decreased at a slightly slower rate of 16% (approximately 4% per year).

**In-person worship attendance** has declined 40% from 16,948 in 2017 to 10,230 in 2024. Some of this decline is made up by attenders worshiping online (6,617 in 2024). It is important to note that beginning in 2020, congregations were asked specifically about their in-person and online worship attendance separately. In-person worship attendance has increased 31% since 2020 from 7,833 to 10,230 in 2024. Since 2020, the overall ELCA in-person worship attendance increased 30% from 404,611 to 525,792 in 2024.

## Summary of Finances

### 5D - Southeastern Iowa (without Lutheran Church of Hope)

**Regular giving** has decreased by 6% since 2017, moving from \$34,737,937 in 2017 to \$32,585,548 in 2024. Over this period, inflation was 28%. Since 2020, regular giving has decreased by 14% in the synod and decreased by 3% in the ELCA overall; inflation was 21% during this time period.

**Mission support** has decreased 9% since 2017, from \$2,337,466 to \$2,118,396 in 2024. The ELCA overall experienced a 12% decline over the same period. Since 2020, mission support has increased by 6% in the synod and decreased by 7% in the ELCA overall.

**Operating expenses** have increased by 2%, standing at \$30,317,653 in 2024 compared to \$29,719,691 in 2017. They have increased by 4% for the ELCA overall during this time. Since 2020, operating expenses have increased by 7% in the synod and increased 8% in the ELCA overall.

# Synod Trend Tables and Charts

- Synod Trend Tables
- Synod Trend Charts
- Congregations by Size
- Growth & Decline Tables

# Annual Congregation Report

## Trends for 5D - Southeastern Iowa (without Lutheran Church of Hope)

	2017	2018	2019	2020	2021	2022	2023	2024
<b>Number of Organized Congregations</b>	135	135	135	135	135	134	133	132
<b>Baptized Membership</b>	68,440	64,971	63,461	59,986	58,586	56,037	54,108	52,064
<b>Members Received By:</b>								
Baptism: Children	689	594	557	334	392	379	375	374
Baptism: Adults	106	44	40	20	24	31	35	19
Affirmation of Faith	507	587	401	273	221	274	433	419
Transfer	610	560	587	262	466	596	597	549
Other and Statistical Adjustment	164	144	143	405	140	229	303	348
<b>Members Removed By:</b>								
Death	636	647	595	682	598	577	597	587
Transfer	510	467	480	490	404	403	343	341
Other and Statistical Adjustment	3,913	4,668	2,660	3,815	3,587	2,682	2,604	2,710
<b>Baptized Members Confirmed</b>	650	601	569	511	521	393	401	379
<b>Confirmed Members</b>	52,089	51,615	50,083	48,446	47,169	44,697	43,344	41,111
<b>Active Participants</b>	38,549	36,231	36,165	29,472	26,630	25,805	25,395	27,494
<b>Average Attendance</b>	16,948	16,045	15,886	Not collected	Not collected	Not collected	Not collected	Not collected
<b>Average Attendance - On-site</b>				7,833	7,719	8,540	9,786	10,230
<b>Average Attendance - Online</b>				14,028	9,939	5,747	9,875	6,617
<b>Racial/Ethnic Composition of Active Participants</b>								
African American/Black	111	151	169	166	150	135	129	120
African National/African Caribbean	73	133	127	107	75	72	91	64
American Indian/Alaska Native	13	14	14	19	14	3	11	10
Arab/Middle Eastern	6	12	11	21	11	10	14	11
Asian/Pacific Islander	147	171	169	166	108	60	53	69
Multi-Racial/Multi-Ethnic	240	620	202	185	163	143	177	197
Other	84	4	Omitted	Omitted	Omitted	Omitted	Omitted	Omitted
Hispanic/Latino	151	171	193	143	86	103	124	137
White	34,671	33,183	33,902	28,222	22,186	20,279	24,796	26,206

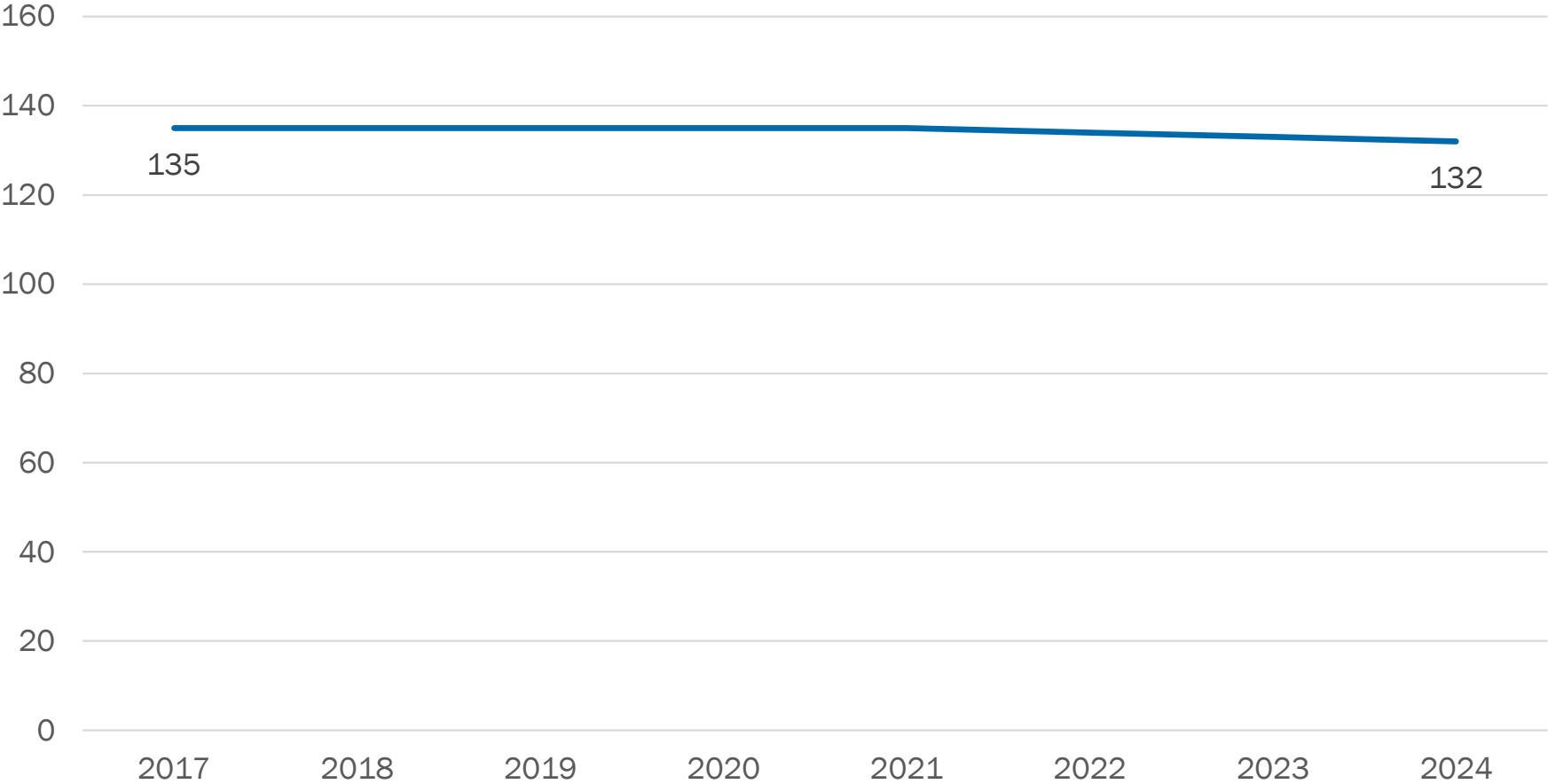
# Annual Congregation Report

## Trends for 5D - Southeastern Iowa (without Lutheran Church of Hope)

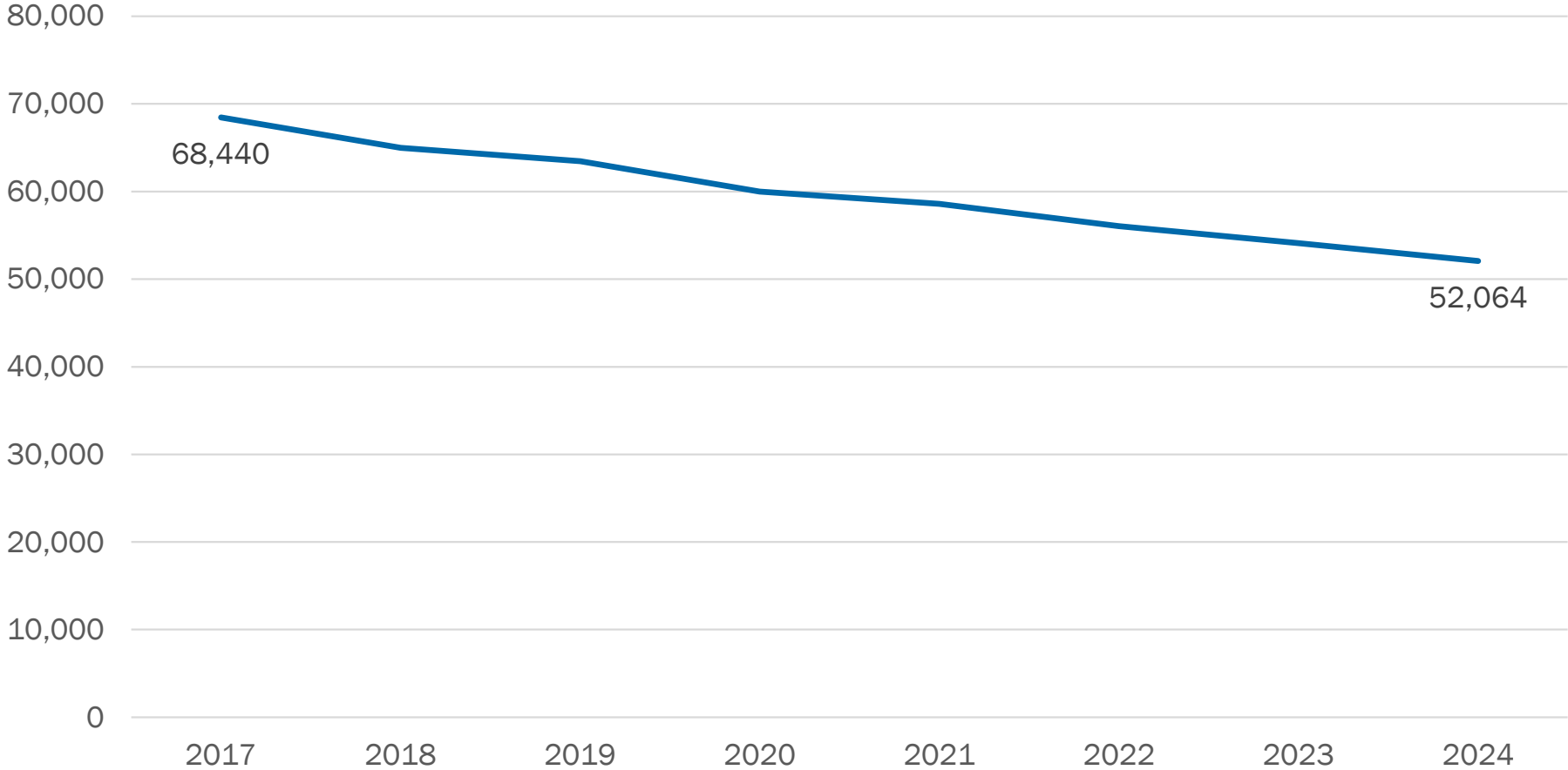
	2017	2018	2019	2020	2021	2022	2023	2024
<b>Regular Giving by Members</b>	\$34,737,937	\$32,758,240	\$33,128,664	\$37,753,726	\$30,883,036	\$31,418,138	\$32,056,586	\$32,585,548
<b>Designated Giving by Members</b>	\$5,234,908	\$3,530,998	\$4,170,869	\$4,321,714	\$5,297,081	\$3,059,128	\$3,901,220	\$5,315,785
<b>Earned Income (any source)</b>	\$2,120,065	\$1,791,166	\$1,530,695	\$3,003,987	\$1,789,501	\$2,073,376	\$1,470,087	\$2,135,103
<b>Grants &amp; Partnership Support</b>	\$243,139	\$215,272	\$299,097	\$793,109	\$518,620	\$447,677	\$337,527	\$773,399
<b>Other Receipts</b>	\$3,277,242	\$5,154,780	\$1,515,648	\$4,036,473	\$5,222,102	\$2,736,216	\$1,870,858	\$1,958,935
<b>Total Receipts</b>	\$45,613,291	\$43,520,456	\$40,644,973	\$49,909,009	\$43,710,340	\$39,914,535	\$39,636,278	\$42,768,770
<b>Total Indebtedness</b>	\$20,781,489	\$17,527,462	\$17,125,486	\$16,230,203	\$27,891,807	\$17,574,078	\$16,869,870	\$14,903,639
<b>Intended Mission Support</b>	\$2,601,330	\$2,284,431	\$2,022,829	\$2,055,968	\$2,483,731	\$2,354,943	\$2,902,098	\$2,227,374
<b>Current Operating Expenses</b>	\$29,719,691	\$30,224,897	\$30,102,559	\$28,389,226	\$29,645,782	\$29,077,180	\$29,803,061	\$30,317,653
<b>Capital Improvements</b>	\$3,127,270	\$2,482,587	\$3,964,269	\$7,553,142	\$3,130,340	\$2,386,368	\$2,326,496	\$4,296,759
<b>Payments on Debt</b>	\$3,899,302	\$3,007,200	\$2,221,202	\$3,798,774	\$2,810,470	\$2,535,543	\$1,972,059	\$2,077,834
<b>Mission Support</b>	\$2,337,466	\$2,285,870	\$2,023,188	\$1,992,692	\$2,082,945	\$1,861,700	\$1,968,933	\$2,118,396
as % of Total Disbursements	5.41	5.49	4.91	4.43	5.10	4.87	5.04	5.05
as % of Regular Giving	6.73	6.98	6.11	5.28	6.74	5.93	6.14	6.50
<b>Other Benevolence sent directly:</b>								
To the synod	\$277,380	\$278,304	\$208,798	\$302,851	\$175,312	\$197,789	\$182,207	\$176,102
To the churchwide organization	\$221,378	\$181,555	\$182,930	\$163,569	\$132,826	\$180,369	\$132,547	\$293,603
For activity in another country	\$223,288	\$266,190	\$126,799	\$150,223	\$140,070	\$100,242	\$179,128	\$184,327
To camps	\$109,318	\$142,704	\$118,997	\$92,444	\$106,417	\$78,606	\$140,293	\$123,670
To colleges	\$19,855	\$37,290	\$51,035	\$35,290	\$29,092	\$24,500	\$17,003	\$27,175
To seminaries	\$92,707	\$83,182	\$85,544	\$92,681	\$80,614	\$61,126	\$57,370	\$78,150
To social service organizations	\$438,098	\$498,810	\$479,497	\$594,043	\$501,217	\$520,037	\$524,125	\$677,232
To campus ministry	\$22,193	\$67,813	\$36,225	\$26,279	\$24,049	\$17,533	\$12,416	\$18,234
All other benevolence	\$691,570	\$823,462	\$629,476	\$597,136	\$608,812	\$393,601	\$773,274	\$680,386
<b>Non-mission support benevolence</b>	\$2,095,787	\$2,379,310	\$1,919,301	\$2,054,516	\$1,798,409	\$1,573,803	\$2,018,363	\$2,258,879
<b>Other expenses</b>	\$2,007,312	\$1,291,361	\$991,688	\$1,144,498	\$1,371,088	\$807,769	\$955,496	\$917,345
<b>Sum of Disbursements</b>	\$43,186,828	\$41,671,225	\$41,222,207	\$44,932,848	\$40,839,034	\$38,242,363	\$39,044,408	\$41,986,866

# Number of Organized Congregations (2017-2024)

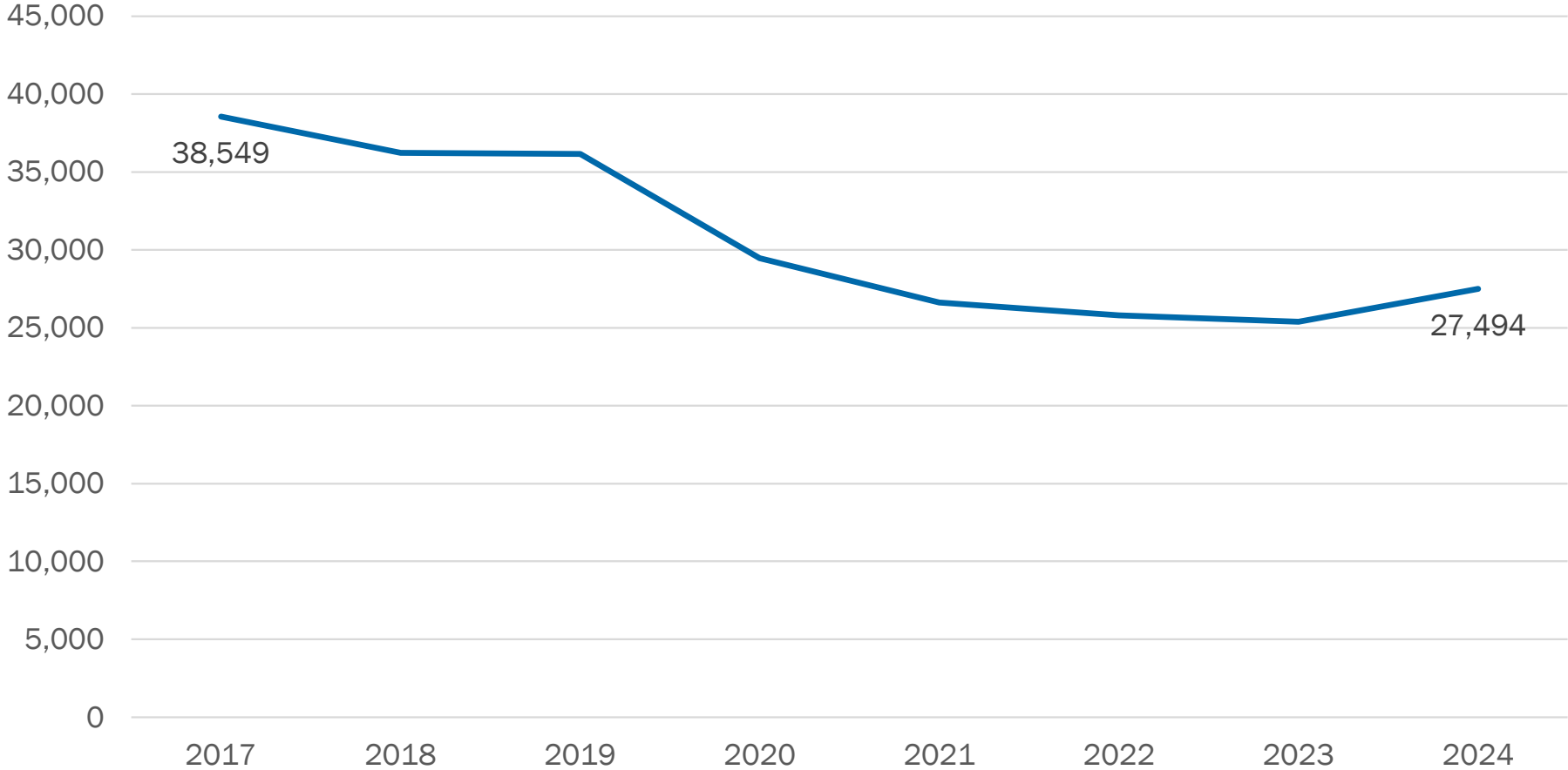
## 5D - Southeastern Iowa (without Lutheran Church of Hope)



**Baptized Membership (2017-2024)**  
**5D - Southeastern Iowa (without Lutheran Church of Hope)**

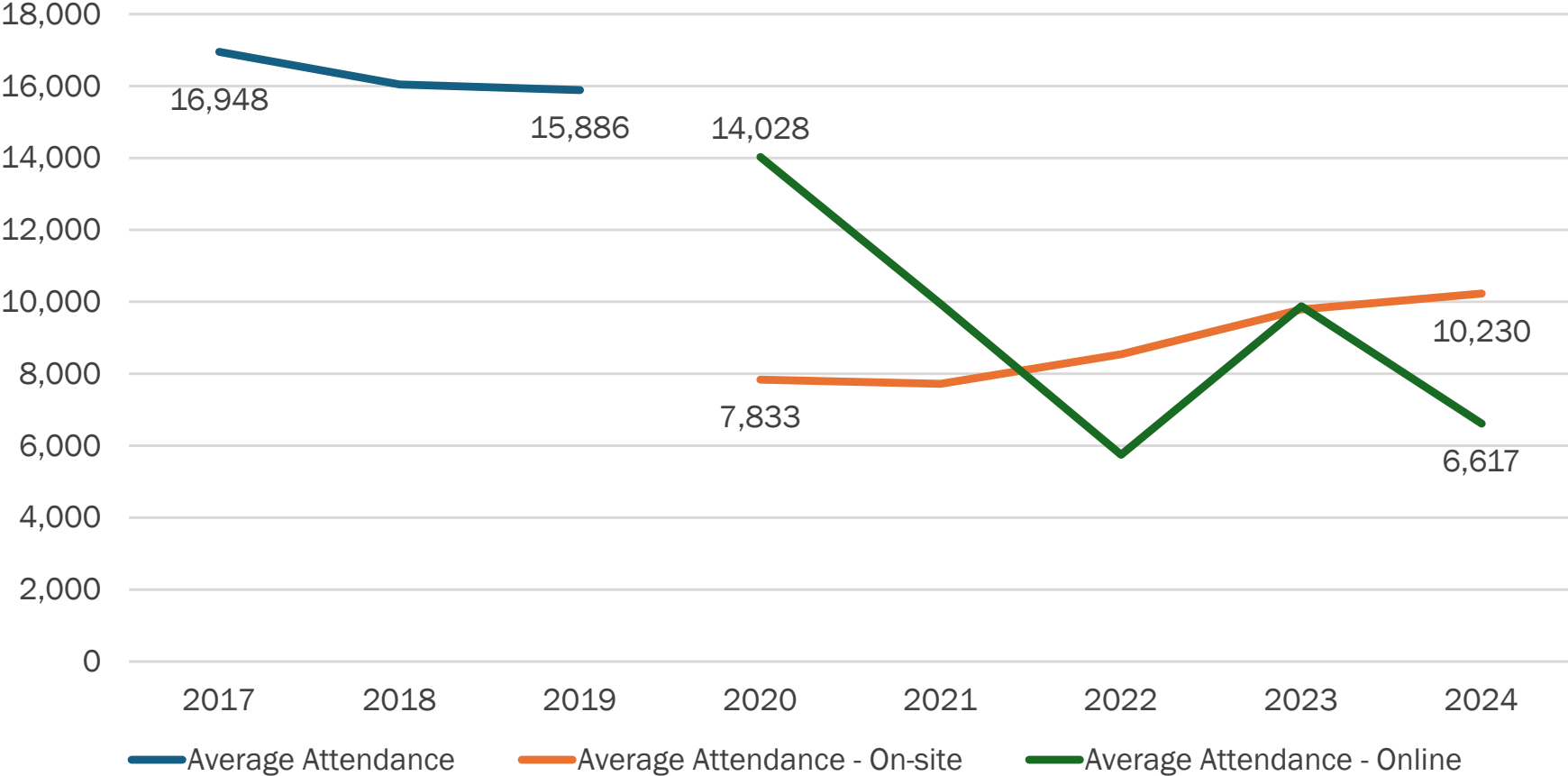


**Active Participants (2017-2024)**  
**5D - Southeastern Iowa (without Lutheran Church of Hope)**

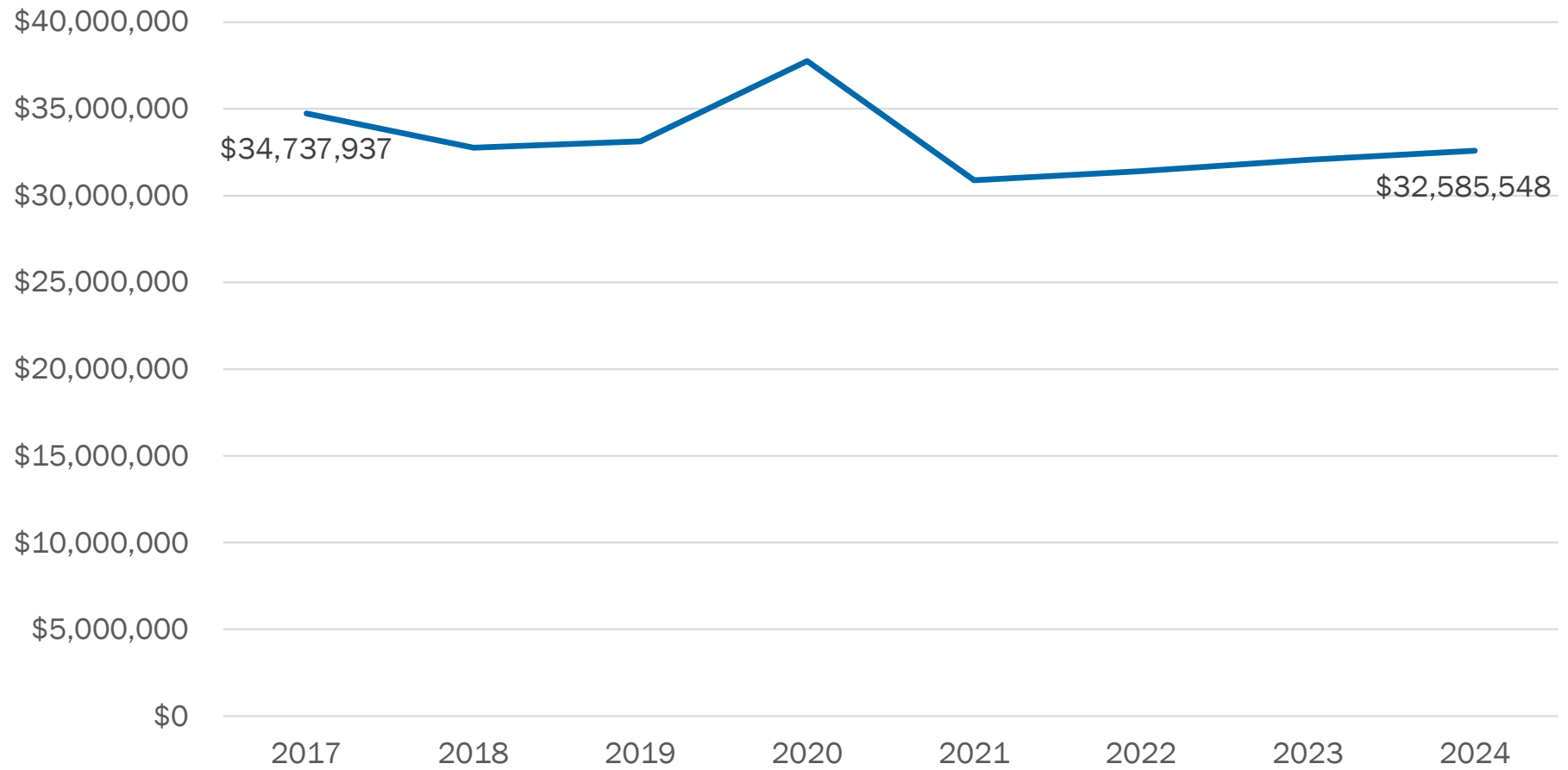


# Worship Attendance (2017-2024)

## 5D - Southeastern Iowa (without Lutheran Church of Hope)

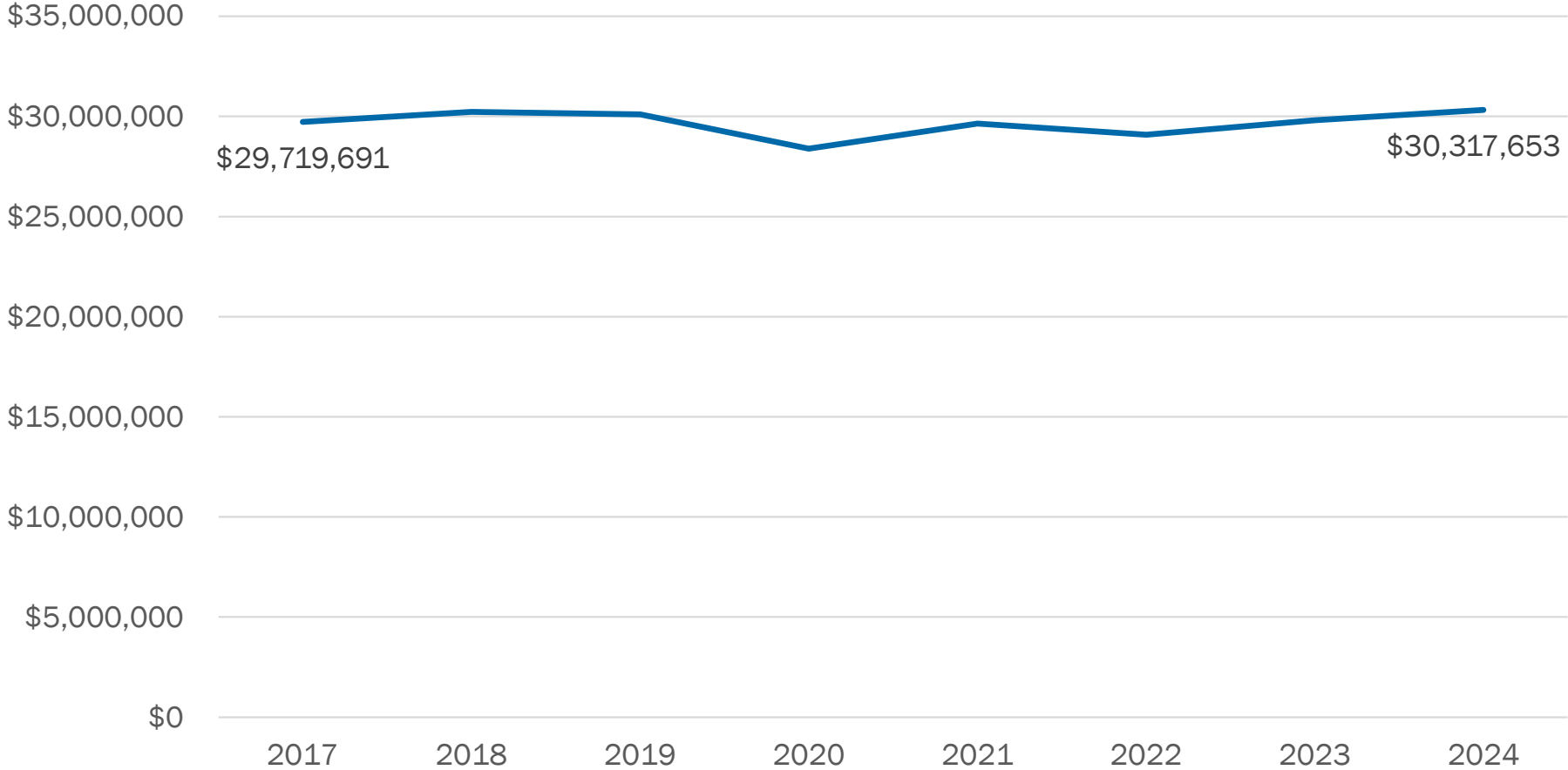


## Regular Giving by Members (2017-2024) 5D - Southeastern Iowa (without Lutheran Church of Hope)



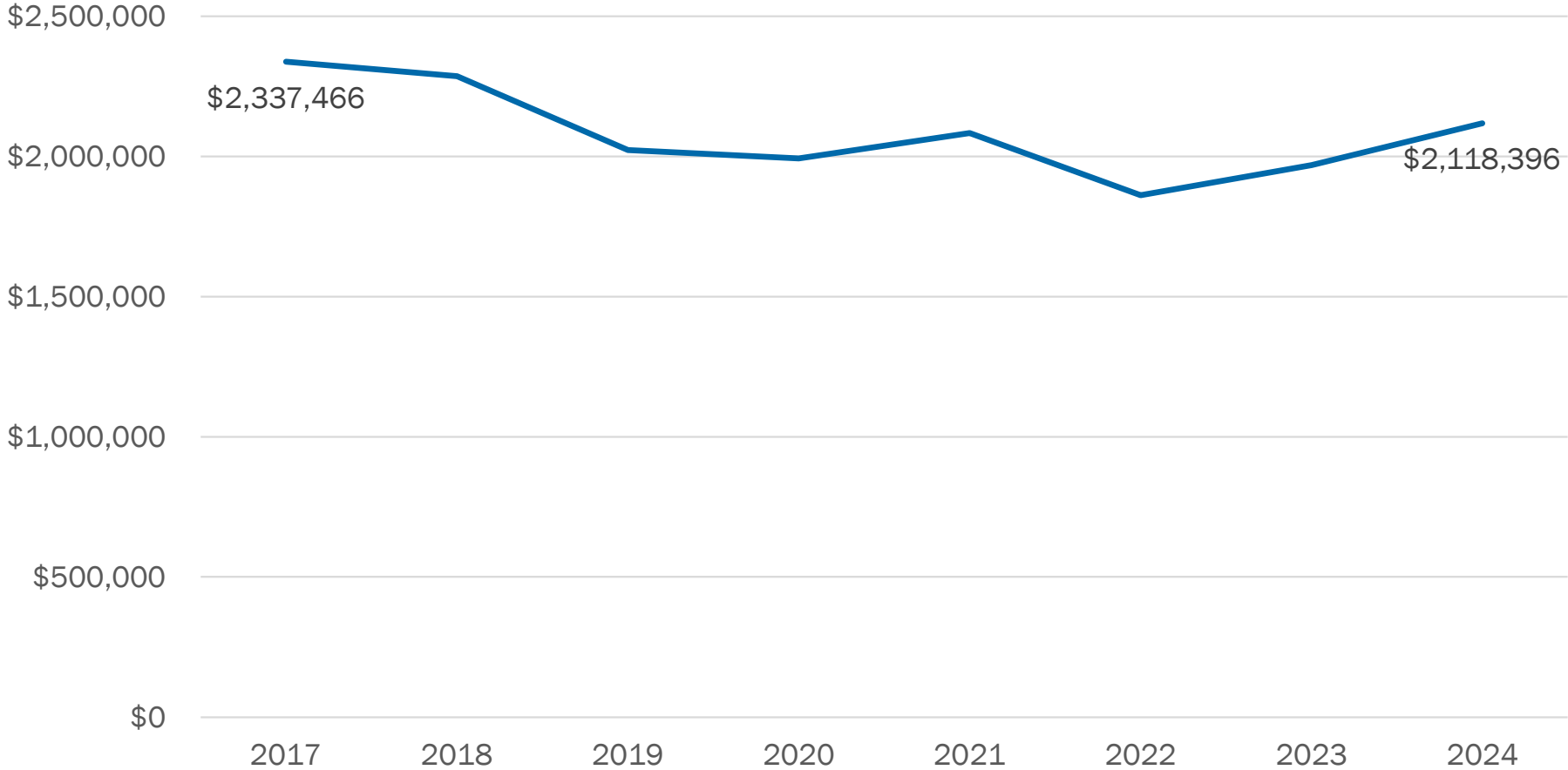
# Current Operating Expenses (2017-2024)

## 5D - Southeastern Iowa (without Lutheran Church of Hope)

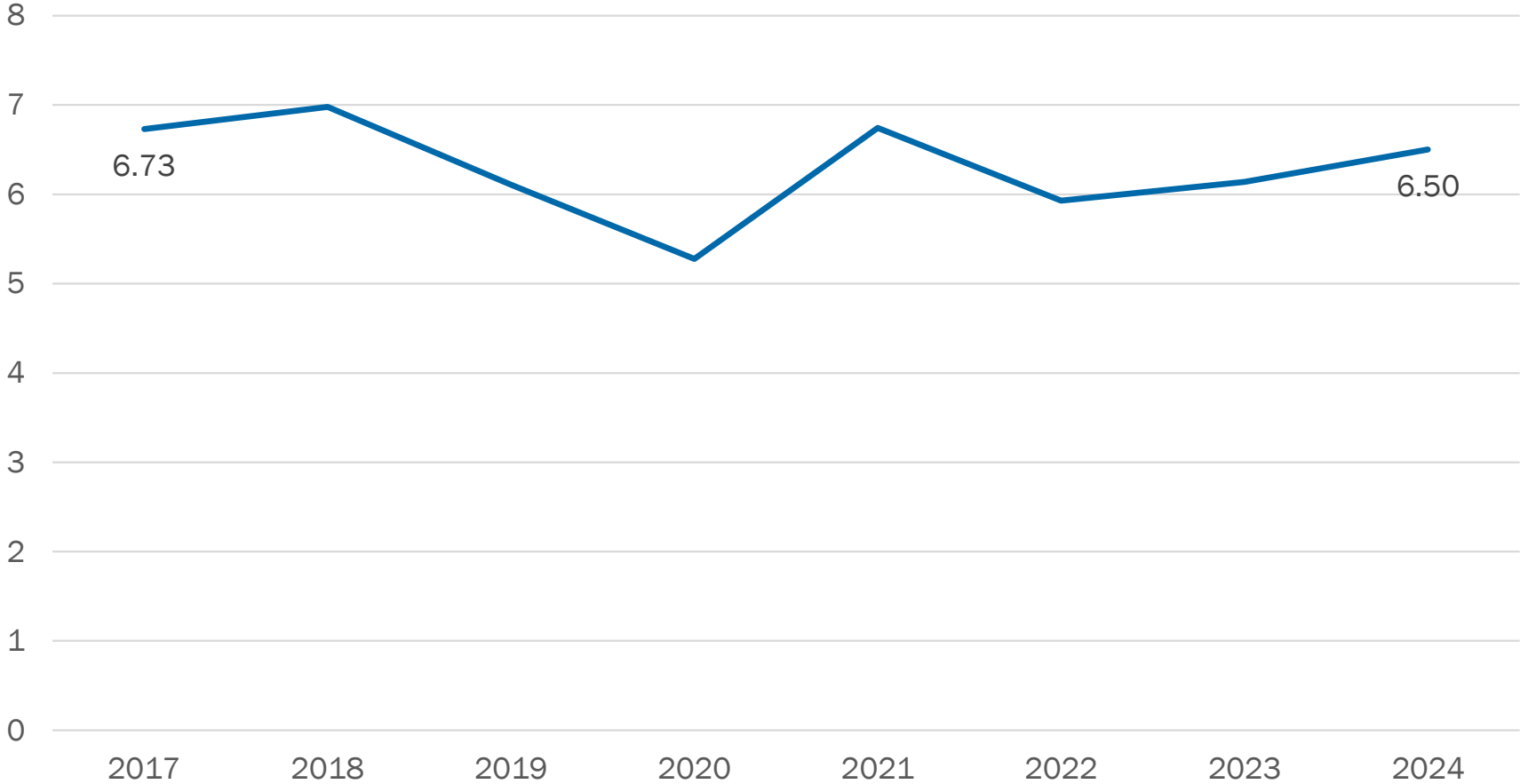


# Mission Support (2017-2024)

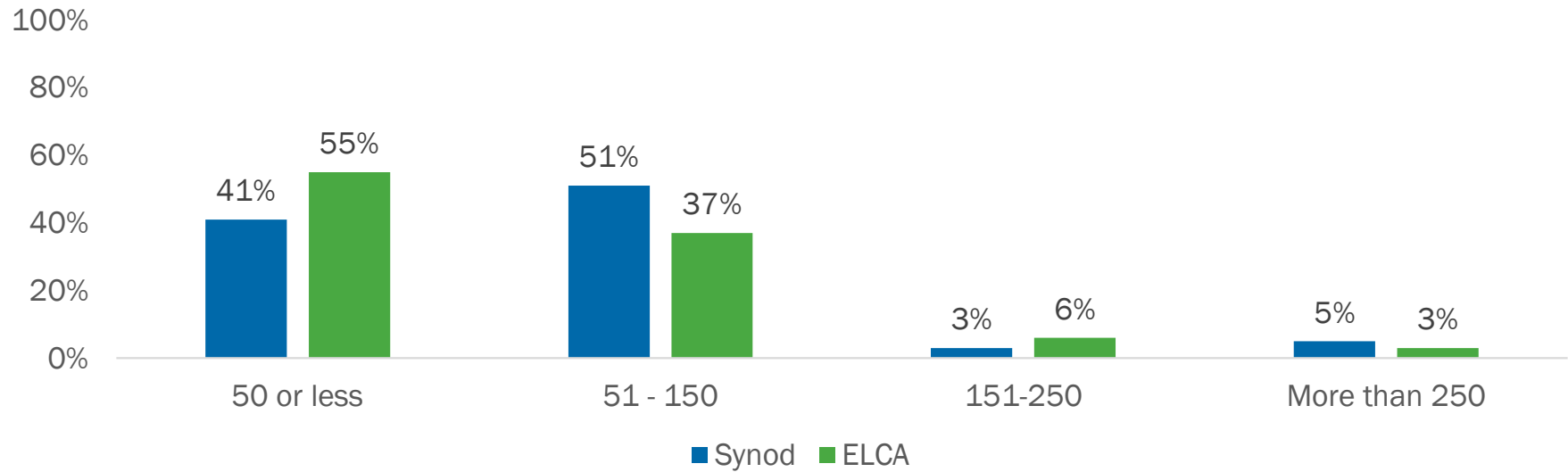
## 5D - Southeastern Iowa (without Lutheran Church of Hope)



**Mission Support as % of Regular Giving (2017-2024)**  
**5D - Southeastern Iowa (without Lutheran Church of Hope)**



## Congregations by Size (Average On-Site Worship Attendance) 5D - Southeastern Iowa



Average On-Site Worship Attendance	Number of congregations (5D - Southeastern Iowa)*	% of congregations (5D - Southeastern Iowa)	Number of congregations (ELCA)*	% of congregations (ELCA)
50 or less	51	41%	4134	55%
51-150	63	51%	2787	37%
151-250	4	3%	430	6%
More than 250	6	5%	220	3%

\*Submitted at least one Annual Congregation Report between 2020 and 2024.

## Growth and Decline (2019-24)

### 5D - Southeastern Iowa

Change in Baptized Membership	# of congregations* (Synod)	% of congregations (Synod)	# of congregations* (ELCA)	% of congregations (ELCA)
Decline greater than 25%	29	27%	1,450	28%
Decline between 5% - 25%	33	30%	1,504	29%
Stable (decline <5% - incline <5%)	36	33%	1,492	29%
Increase between 5% - 25%	6	6%	545	11%
Increase greater than 25%	5	5%	109	2%

Change in Active Participants	# of congregations* (Synod)	% of congregations (Synod)	# of congregations* (ELCA)	% of congregations (ELCA)
Decline greater than 25%	47	43%	2,298	45%
Decline between 5% - 25%	31	28%	1,133	22%
Stable (decline <5% - incline <5%)	5	5%	491	10%
Increase between 5% - 25%	10	9%	510	10%
Increase greater than 25%	16	15%	668	13%

Change in On-Site Worship Attendance	# of congregations* (Synod)	% of congregations (Synod)	# of congregations* (ELCA)	% of congregations (ELCA)
Decline greater than 25%	66	61%	2,740	54%
Decline between 5% - 25%	29	27%	1,590	31%
Stable (decline <5% - incline <5%)	6	6%	329	6%
Increase between 5% - 25%	6	6%	281	6%
Increase greater than 25%	2	2%	160	3%

\*Only congregations that filed an Annual Congregation Report in 2019 and 2024 are included.

Baptized Members,  
Average Attendance,  
and Active  
Participants

## Baptized Members, Average Attendance (online and on-site), and Active Participants

### 5D - Southeastern Iowa

CongID	Congregation Name	City	State	ZIP	Data Year	Baptized Members	Average Online Attendance	Average On-site Attendance	Active Participants
02442	St Paul Lutheran Church	Davenport	IA	52803-2950	2024	3256	450	947	3000
10838	Holy Trinity Lutheran Church	Ankeny	IA	50023-2805	2024	1241	58	282	1280
02492	St Mark Lutheran Church	West Des Moines	IA	50265-3521	2024	1007	133	296	981
02405	First Lutheran Church	Cedar Rapids	IA	52403-2410	2024	1877	214	391	802
02471	St John Lutheran Church	Des Moines	IA	50309-1606	2024	798	110	170	798
16053	Faith Lutheran Church	Clive	IA	50325-6472	2024	1144	86	296	797
10978	St Peter Lutheran Church	Grimes	IA	50111-0095	2024	637	50	154	567
11048	Lutheran Church Of The Resurrection	Marion	IA	52302-6404	2024	1163	199	264	555
11070	Zion Lutheran Church	Monticello	IA	52310-8091	2024	814	0	129	539
30559	Capitol Hill Lutheran Church	Des Moines	IA	50309-5450	2024	494	0	95	517
30780	Holy Trinity Lutheran Church	North Liberty	IA	52317-7301	2024	464	175	138	510
11006	Zion Lutheran Church	Iowa City	IA	52245-2834	2024	501	20	147	501
20086	Faith Lutheran Church	Marion	IA	52302-9443	2024	1172	0	120	500
10998	Fjeldberg Lutheran Church	Huxley	IA	50124-0395	2024	596	32	84	460
11045	First Lutheran Church	Maquoketa	IA	52060-2350	2024	1071	166	125	425
02458	Augustana Lutheran Church	Boone	IA	50036-4738	2024	781	67	104	391
10833	Bethesda Lutheran Church	Ames	IA	50010-5271	2024	1144	925	194	386
02494	Redeemer Lutheran Church	Bettendorf	IA	52722-1738	2024	388	31	84	368
11074	Zion Lutheran Church	Muscatine	IA	52761-3828	2024	651	279	88	367
02445	Faith Lutheran Church	Eldridge	IA	52748-1143	2024	978	54	138	332
11214	St Paul Lutheran Church	Winterset	IA	50273-1077	2024	410	25	73	316
16089	Resurrection Lutheran Church	Ankeny	IA	50023-1525	2024	275	50	100	310
11083	New Life Lutheran Church	Norwalk	IA	50211-1731	2024	468	0	121	308

## Baptized Members, Average Attendance (online and on-site), and Active Participants

### 5D - Southeastern Iowa

CongID	Congregation Name	City	State	ZIP	Data Year	Baptized Members	Average Online Attendance	Average On-site Attendance	Active Participants
10874	St Stephen's Lutheran Church	Cedar Rapids	IA	52403-3021	2024	277	292	79	300
10924	Windsor Heights Lutheran Church	Windsor Heights	IA	50324-1719	2024	756	227	112	300
10969	Gilbert Lutheran Church	Gilbert	IA	50105-0270	2023	781	25	115	300
02472	St Stephen Lutheran Church	Urbandale	IA	50322-3104	2024	459	166	85	291
11001	Redeemer Lutheran Church	Indianola	IA	50125-2174	2024	431	73	118	290
02416	Gloria Dei Lutheran Church	Iowa City	IA	52245-1731	2024	510	125	171	285
10999	Palestine Lutheran Church	Huxley	IA	50124-0189	2024	648	40	96	280
02412	St John Lutheran Church	Ely	IA	52227-0165	2024	487	54	93	267
02439	Grace Lutheran Church	Davenport	IA	52803-3113	2024	645	17	84	261
10835	St Paul Lutheran Church	Anamosa	IA	52205-1113	2024	736	10	149	261
10872	Gloria Dei Lutheran Church	Cedar Rapids	IA	52405-3035	2024	448	100	77	256
11005	Christ The King Lutheran Church	Iowa City	IA	52246-1744	2024	872	20	100	251
10886	Zion Evangelical Lutheran Church	Clinton	IA	52732-4434	2024	563	250	150	250
11068	St Matthew Evangelical Lutheran Church	Monticello	IA	52310-1509	2024	537	0	90	227
11084	Trinity Evangelical Lutheran Church	Walford	IA	52351-0336	2024	369	10	61	223
11049	Elim Lutheran Church	Marshalltown	IA	50158-2739	2024	219	0	78	219
16045	Peace Lutheran Church	Pella	IA	50219-7643	2023	507	50	100	210
02406	Hope Lutheran Church	Cedar Rapids	IA	52404-4206	2024	205	92	48	205
02440	St Mark Lutheran Church	Davenport	IA	52802-1627	2024	875	15	72	200
10836	Faith Lutheran Church	Andover	IA	52701-0057	2024	324	24	66	191
02451	Grace Lutheran Church	Muscatine	IA	52761-2607	2024	830	17	69	186
02421	Memorial Lutheran Church	Nevada	IA	50201-0036	2024	1159	77	89	180
10979	St John Lutheran Church	Grinnell	IA	50112-1538	2024	229	37	73	179

## Baptized Members, Average Attendance (online and on-site), and Active Participants

### 5D - Southeastern Iowa

CongID	Congregation Name	City	State	ZIP	Data Year	Baptized Members	Average Online Attendance	Average On-site Attendance	Active Participants
10903	Zion Lutheran Church	Davenport	IA	52802-1330	2024	210	0	80	176
10834	St Andrew's Lutheran Church	Ames	IA	50014-3416	2024	146	68	75	161
02467	Grace Lutheran Church	Des Moines	IA	50310-1741	2024	654	0	78	160
10848	St John Lutheran Church	Bellevue	IA	52031-1432	2024	517	75	88	160
11216	Zion Lutheran Church	Wyoming	IA	52362-0137	2024	442	0	43	160
02424	Bethlehem Lutheran Church	Vinton	IA	52349-1448	2024	386	60	67	159
11152	Bethlehem Lutheran Church	Slater	IA	50244-0297	2024	435	82	77	159
11069	Sts Peter and Paul Lutheran Church	Monticello	IA	52310-7539	2024	278	0	52	154
02456	Swedesburg Lutheran Church	Swedesburg	IA	52652-0088	2024	562	129	55	151
02419	Trinity Lutheran Church	Marshalltown	IA	50158-3304	2024	410	25	50	150
02435	First Lutheran Church	Chariton	IA	50049-1256	2024	399	0	57	150
02479	St John Lutheran Church	Madrid	IA	50156-0128	2024	437	15	79	150
30401	Grace Lutheran Church	Adel	IA	50003-0205	2024	309	9	95	145
02454	Trinity Lutheran Church	Bettendorf	IA	52722	2024	329	8	62	143
10873	Our Savior's Lutheran Church	Cedar Rapids	IA	52402-6104	2024	106	9	62	140
02428	St James Lutheran Church	Bettendorf	IA	52722-4255	2024	135	4	89	135
11172	St Paul Lutheran Church	Tama	IA	52339-1921	2024	378	82	63	134
10951	Elvira Zion Lutheran Church	Clinton	IA	52732-8913	2023	431	12	64	130
02469	Luther Memorial Church	Des Moines	IA	50316-1528	2024	127	15	63	127
02477	St James Lutheran Church	Johnston	IA	50131-0062	2024	448	25	125	120
30486	Seeds Of Faith Lutheran Church	Lisbon	IA	52253-0025	2024	185	12	40	120
02468	Grand View Lutheran Church	Des Moines	IA	50316-1444	2024	245	32	50	115
11206	Bethany Lutheran Church	West Branch	IA	52358-0236	2024	320	50	53	115

## Baptized Members, Average Attendance (online and on-site), and Active Participants

### 5D - Southeastern Iowa

CongID	Congregation Name	City	State	ZIP	Data Year	Baptized Members	Average Online Attendance	Average On-site Attendance	Active Participants
11051	St Paul Lutheran Church	Martensdale	IA	50160-0290	2024	112	6	23	112
11105	St John Lutheran Church	Preston	IA	52069-0257	2024	395	279	56	111
02407	Holy Redeemer Lutheran Church	Cedar Rapids	IA	52405-2957	2024	205	5	46	110
07551	All Saints Lutheran Church	Davenport	IA	52807-3131	2024	149	127	30	110
10920	Lutheran Church of the Good Shepherd	Des Moines	IA	50315-3580	2024	218	0	54	110
11131	Calvary Lutheran Church	Sabula	IA	52070-0515	2024	308	10	47	110
11207	Peace Lutheran Church	West Burlington	IA	52655-8559	2024	148	10	37	108
16398	Good Shepherd Lutheran Church	Knoxville	IA	50138-8904	2024	196	114	39	107
16409	Shepherd Of The Cross Lutheran Church	Muscatine	IA	52761-8813	2024	162	5	45	102
02437	St Paul Lutheran Church	Clinton	IA	52732-4312	2024	288	30	54	101
02431	Messiah Lutheran Church	Burlington	IA	52601-1511	2024	399	0	71	100
02444	Gloria Dei Lutheran Church	Durant	IA	52747-7796	2024	175	0	50	100
11101	Mount Olivet Lutheran Church	Perry	IA	50220-0159	2024	175	0	44	100
11161	St Paul Lutheran Church	State Center	IA	50247-0730	2024	371	10	73	100
02434	First Evangelical Lutheran Church	Centerville	IA	52544-2627	2024	122	45	35	98
02446	First Lutheran Church	Fairfield	IA	52556-2827	2024	211	21	51	84
11086	St John Lutheran Church	Olin	IA	52320-0186	2024	131	0	24	80
20087	Our Savior Lutheran Church	Marshalltown	IA	50158-4604	2024	289	22	41	76
10976	St John Lutheran Church	Grand Mound	IA	52751-9634	2024	150	0	30	75
02430	Bethany Lutheran Church	Burlington	IA	52601-6620	2024	131	0	58	73
10922	Prince Of Peace Lutheran Church	Des Moines	IA	50317-4242	2024	270	63	87	73
02408	St Andrew Lutheran Church	Cedar Rapids	IA	52402-3097	2024	349	5	45	70
10887	First Lutheran Church	Conroy	IA	52220-0027	2024	145	0	40	70

## Baptized Members, Average Attendance (online and on-site), and Active Participants

### 5D - Southeastern Iowa

CongID	Congregation Name	City	State	ZIP	Data Year	Baptized Members	Average Online Attendance	Average On-site Attendance	Active Participants
11039	Bethlehem Lutheran Church	Lost Nation	IA	52254-9693	2024	230	3	41	70
11190	Immanuel Lutheran Church	Washington	IA	52353-2165	2024	143	0	62	70
10864	Faith Lutheran Church	Calamus	IA	52729-0116	2024	363	5	43	65
10946	St Andrew Lutheran Church	Sully	IA	50251-0242	2024	60	5	25	65
02433	Immanuel Lutheran Church	Camanche	IA	52730-0196	2024	67	110	35	61
11042	Trinity Lutheran Church	Malcom	IA	50157-8078	2023	162	0	29	61
11047	Ascension Lutheran Church	Marion	IA	52302-5019	2024	92	6	28	60
02484	Immanuel Lutheran Church	Ogden	IA	50212-0098	2024	59	5	28	59
02448	First Lutheran Church	Keokuk	IA	52632-4723	2024	195	0	41	57
02427	St Paul Evangelical Lutheran Church	Albia	IA	52531-1328	2024	64	0	33	56
02455	Zion Lutheran Church	Princeton	IA	52768-0166	2024	53	5	23	53
11133	St John Lutheran Church	Bellevue	IA	52031-9524	2024	266	30	33	50
16215	Peace Lutheran Church	Adel	IA	50003-8352	2024	47	2	25	50
11095	St Paul Lutheran Church	Ottumwa	IA	52501-1439	2024	73	0	24	48
02447	St Paul Lutheran Church	Fort Madison	IA	52627-4233	2024	46	0	24	46
02432	Trinity Evangelical Lutheran Church D/B/A Unity Lutheran Church	Burlington	IA	52601-2341	2024	235	30	44	44
02481	First Lutheran Church	Newton	IA	50208-3210	2024	232	55	39	42
11209	Our Redeemer Lutheran Church	West Liberty	IA	52776-1053	2024	77	1	22	42
02457	Trinity Lutheran Church	Tipton	IA	52772-1737	2024	135	4	30	40
02452	New Era Lutheran Church	Muscatine	IA	52761-9477	2024	136	0	33	39
02465	Christ Lutheran Church	Des Moines	IA	50315-0307	2024	92	2	29	37
11027	St Paul Lutheran Church	La Motte	IA	52054-0104	2024	77	25	15	35

## Baptized Members, Average Attendance (online and on-site), and Active Participants

### 5D - Southeastern Iowa

CongID	Congregation Name	City	State	ZIP	Data Year	Baptized Members	Average Online Attendance	Average On-site Attendance	Active Participants
07345	Lord of Life Lutheran Church	Ames	IA	50014-7085	2022	103	0	12	34
10863	Our Savior Lutheran Church	Calamus	IA	52729-9607	2024	259	5	25	33
11171	St John Lutheran Church	Tama	IA	52339-0238	2024	79	0	20	26
02429	Calvary Lutheran Church	Buffalo	IA	52728-0477	2023	121	0	13	25
02112	St John Lutheran Church	Queen City	MO	63561-0395	2024	70	0	20	22
10867	Nazareth Lutheran Church	Cambridge	IA	50046-0227	2024	180	15	22	21
02530	Immanuel Lutheran Church	Mediapolis	IA	52637-0117	2024	70	0	20	20
10854	St Paul Lutheran Church	Bouton	IA	50039-0051	2024	30	0	10	20
02449	First Augustana Lutheran Church	Lockridge	IA	52635-0124	2024	94	0	13	15
02443	Hope Lutheran Church	Dixon	IA	52745-0056	2024	17	0	7	12
02422	St Mark Lutheran Church	Oxford Junction	IA	52323-0363	2023	233	0	0	0
10837	Salem Lutheran Church	Andrew	IA	52030-0200	2023	155	0	0	0
10923	St Paul Lutheran Church	Des Moines	IA	50315-3553	2023	140	0	0	0
02441	St Matthew Lutheran Church	Davenport	IA	52806-4745	2022	72	0	0	0
02482	Holy Trinity Lutheran Church	Newton	IA	50208-5048	2022	75	0	0	0
10841	Zion Lutheran Church	Atalissa	IA	52720-0176	2022	111	0	0	0
10852	Good Shepherd Lutheran Church	Bloomfield	IA	52537-0022	2022	66	0	0	0
10972	Ascension Lutheran Church	Goose Lake	IA	52750-0082	2022	100	0	0	0

# Baptisms by Congregation

# Baptisms

## 5D - Southeastern Iowa

CongID	Congregation Name	City	State	ZIP	Data Year	Baptisms
02445	Faith Lutheran Church	Eldridge	IA	52748-1143	2024	23
02442	St Paul Lutheran Church	Davenport	IA	52803-2950	2024	19
02471	St John Lutheran Church	Des Moines	IA	50309-1606	2024	16
10976	St John Lutheran Church	Grand Mound	IA	52751-9634	2024	14
10838	Holy Trinity Lutheran Church	Ankeny	IA	50023-2805	2024	13
02405	First Lutheran Church	Cedar Rapids	IA	52403-2410	2024	12
16053	Faith Lutheran Church	Clive	IA	50325-6472	2024	10
02435	First Lutheran Church	Chariton	IA	50049-1256	2024	9
02492	St Mark Lutheran Church	West Des Moines	IA	50265-3521	2024	9
11068	St Matthew Evangelical Lutheran Church	Monticello	IA	52310-1509	2024	8
11045	First Lutheran Church	Maquoketa	IA	52060-2350	2024	7
11069	Sts Peter and Paul Lutheran Church	Monticello	IA	52310-7539	2024	7
02421	Memorial Lutheran Church	Nevada	IA	50201-0036	2024	6
02428	St James Lutheran Church	Bettendorf	IA	52722-4255	2024	6
02440	St Mark Lutheran Church	Davenport	IA	52802-1627	2024	6
02458	Augustana Lutheran Church	Boone	IA	50036-4738	2024	6
10835	St Paul Lutheran Church	Anamosa	IA	52205-1113	2024	6
10998	Fjeldberg Lutheran Church	Huxley	IA	50124-0395	2024	6
11070	Zion Lutheran Church	Monticello	IA	52310-8091	2024	6
11083	New Life Lutheran Church	Norwalk	IA	50211-1731	2024	6
11105	St John Lutheran Church	Preston	IA	52069-0257	2024	6
16089	Resurrection Lutheran Church	Ankeny	IA	50023-1525	2024	6
16045	Peace Lutheran Church	Pella	IA	50219-7643	2023	6

# Baptisms

## 5D - Southeastern Iowa

CongID	Congregation Name	City	State	ZIP	Data Year	Baptisms
02407	Holy Redeemer Lutheran Church	Cedar Rapids	IA	52405-2957	2024	5
10886	Zion Evangelical Lutheran Church	Clinton	IA	52732-4434	2024	5
10978	St Peter Lutheran Church	Grimes	IA	50111-0095	2024	5
11049	Elim Lutheran Church	Marshalltown	IA	50158-2739	2024	5
11074	Zion Lutheran Church	Muscatine	IA	52761-3828	2024	5
11084	Trinity Evangelical Lutheran Church	Walford	IA	52351-0336	2024	5
11152	Bethlehem Lutheran Church	Slater	IA	50244-0297	2024	5
02406	Hope Lutheran Church	Cedar Rapids	IA	52404-4206	2024	4
02424	Bethlehem Lutheran Church	Vinton	IA	52349-1448	2024	4
02494	Redeemer Lutheran Church	Bettendorf	IA	52722-1738	2024	4
10887	First Lutheran Church	Conroy	IA	52220-0027	2024	4
10999	Palestine Lutheran Church	Huxley	IA	50124-0189	2024	4
11048	Lutheran Church Of The Resurrection	Marion	IA	52302-6404	2024	4
11172	St Paul Lutheran Church	Tama	IA	52339-1921	2024	4
30401	Grace Lutheran Church	Adel	IA	50003-0205	2024	4
02416	Gloria Dei Lutheran Church	Iowa City	IA	52245-1731	2024	3
02432	Trinity Evangelical Lutheran Church D/B/A Unity Lutheran Church	Burlington	IA	52601-2341	2024	3
02446	First Lutheran Church	Fairfield	IA	52556-2827	2024	3
10833	Bethesda Lutheran Church	Ames	IA	50010-5271	2024	3
10836	Faith Lutheran Church	Andover	IA	52701-0057	2024	3
10848	St John Lutheran Church	Bellevue	IA	52031-1432	2024	3
10874	St Stephen's Lutheran Church	Cedar Rapids	IA	52403-3021	2024	3
10924	Windsor Heights Lutheran Church	Windsor Heights	IA	50324-1719	2024	3

# Baptisms

## 5D - Southeastern Iowa

CongID	Congregation Name	City	State	ZIP	Data Year	Baptisms
11001	Redeemer Lutheran Church	Indianola	IA	50125-2174	2024	3
11005	Christ The King Lutheran Church	Iowa City	IA	52246-1744	2024	3
11039	Bethlehem Lutheran Church	Lost Nation	IA	52254-9693	2024	3
11131	Calvary Lutheran Church	Sabula	IA	52070-0515	2024	3
11161	St Paul Lutheran Church	State Center	IA	50247-0730	2024	3
11206	Bethany Lutheran Church	West Branch	IA	52358-0236	2024	3
11216	Zion Lutheran Church	Wyoming	IA	52362-0137	2024	3
10951	Elvira Zion Lutheran Church	Clinton	IA	52732-8913	2023	3
02412	St John Lutheran Church	Ely	IA	52227-0165	2024	2
02430	Bethany Lutheran Church	Burlington	IA	52601-6620	2024	2
02431	Messiah Lutheran Church	Burlington	IA	52601-1511	2024	2
02444	Gloria Dei Lutheran Church	Durant	IA	52747-7796	2024	2
02448	First Lutheran Church	Keokuk	IA	52632-4723	2024	2
02451	Grace Lutheran Church	Muscatine	IA	52761-2607	2024	2
02454	Trinity Lutheran Church	Bettendorf	IA	52722	2024	2
02467	Grace Lutheran Church	Des Moines	IA	50310-1741	2024	2
02469	Luther Memorial Church	Des Moines	IA	50316-1528	2024	2
02477	St James Lutheran Church	Johnston	IA	50131-0062	2024	2
10834	St Andrew's Lutheran Church	Ames	IA	50014-3416	2024	2
10863	Our Savior Lutheran Church	Calamus	IA	52729-9607	2024	2
10867	Nazareth Lutheran Church	Cambridge	IA	50046-0227	2024	2
10922	Prince Of Peace Lutheran Church	Des Moines	IA	50317-4242	2024	2
10979	St John Lutheran Church	Grinnell	IA	50112-1538	2024	2

# Baptisms

## 5D - Southeastern Iowa

CongID	Congregation Name	City	State	ZIP	Data Year	Baptisms
11006	Zion Lutheran Church	Iowa City	IA	52245-2834	2024	2
11051	St Paul Lutheran Church	Martensdale	IA	50160-0290	2024	2
11171	St John Lutheran Church	Tama	IA	52339-0238	2024	2
11209	Our Redeemer Lutheran Church	West Liberty	IA	52776-1053	2024	2
11214	St Paul Lutheran Church	Winterset	IA	50273-1077	2024	2
30486	Seeds Of Faith Lutheran Church	Lisbon	IA	52253-0025	2024	2
30780	Holy Trinity Lutheran Church	North Liberty	IA	52317-7301	2024	2
11042	Trinity Lutheran Church	Malcom	IA	50157-8078	2023	2
02437	St Paul Lutheran Church	Clinton	IA	52732-4312	2024	1
02439	Grace Lutheran Church	Davenport	IA	52803-3113	2024	1
02447	St Paul Lutheran Church	Fort Madison	IA	52627-4233	2024	1
02449	First Augustana Lutheran Church	Lockridge	IA	52635-0124	2024	1
02452	New Era Lutheran Church	Muscatine	IA	52761-9477	2024	1
02457	Trinity Lutheran Church	Tipton	IA	52772-1737	2024	1
02472	St Stephen Lutheran Church	Urbandale	IA	50322-3104	2024	1
02479	St John Lutheran Church	Madrid	IA	50156-0128	2024	1
10864	Faith Lutheran Church	Calamus	IA	52729-0116	2024	1
10872	Gloria Dei Lutheran Church	Cedar Rapids	IA	52405-3035	2024	1
10873	Our Savior's Lutheran Church	Cedar Rapids	IA	52402-6104	2024	1
10903	Zion Lutheran Church	Davenport	IA	52802-1330	2024	1
11086	St John Lutheran Church	Olin	IA	52320-0186	2024	1
11133	St John Lutheran Church	Bellevue	IA	52031-9524	2024	1
11207	Peace Lutheran Church	West Burlington	IA	52655-8559	2024	1

# Baptisms

## 5D - Southeastern Iowa

CongID	Congregation Name	City	State	ZIP	Data Year	Baptisms
16409	Shepherd Of The Cross Lutheran Church	Muscatine	IA	52761-8813	2024	1
20086	Faith Lutheran Church	Marion	IA	52302-9443	2024	1
30559	Capitol Hill Lutheran Church	Des Moines	IA	50309-5450	2024	1
10969	Gilbert Lutheran Church	Gilbert	IA	50105-0270	2023	1
02112	St John Lutheran Church	Queen City	MO	63561-0395	2024	0
02408	St Andrew Lutheran Church	Cedar Rapids	IA	52402-3097	2024	0
02419	Trinity Lutheran Church	Marshalltown	IA	50158-3304	2024	0
02427	St Paul Evangelical Lutheran Church	Albia	IA	52531-1328	2024	0
02433	Immanuel Lutheran Church	Camanche	IA	52730-0196	2024	0
02434	First Evangelical Lutheran Church	Centerville	IA	52544-2627	2024	0
02443	Hope Lutheran Church	Dixon	IA	52745-0056	2024	0
02455	Zion Lutheran Church	Princeton	IA	52768-0166	2024	0
02456	Swedesburg Lutheran Church	Swedesburg	IA	52652-0088	2024	0
02465	Christ Lutheran Church	Des Moines	IA	50315-0307	2024	0
02468	Grand View Lutheran Church	Des Moines	IA	50316-1444	2024	0
02481	First Lutheran Church	Newton	IA	50208-3210	2024	0
02484	Immanuel Lutheran Church	Ogden	IA	50212-0098	2024	0
02530	Immanuel Lutheran Church	Mediapolis	IA	52637-0117	2024	0
07551	All Saints Lutheran Church	Davenport	IA	52807-3131	2024	0
10854	St Paul Lutheran Church	Bouton	IA	50039-0051	2024	0
10920	Lutheran Church of the Good Shepherd	Des Moines	IA	50315-3580	2024	0
10946	St Andrew Lutheran Church	Sully	IA	50251-0242	2024	0
11027	St Paul Lutheran Church	La Motte	IA	52054-0104	2024	0

# Baptisms

## 5D - Southeastern Iowa

CongID	Congregation Name	City	State	ZIP	Data Year	Baptisms
11047	Ascension Lutheran Church	Marion	IA	52302-5019	2024	0
11095	St Paul Lutheran Church	Ottumwa	IA	52501-1439	2024	0
11101	Mount Olivet Lutheran Church	Perry	IA	50220-0159	2024	0
11190	Immanuel Lutheran Church	Washington	IA	52353-2165	2024	0
16215	Peace Lutheran Church	Adel	IA	50003-8352	2024	0
16398	Good Shepherd Lutheran Church	Knoxville	IA	50138-8904	2024	0
20087	Our Savior Lutheran Church	Marshalltown	IA	50158-4604	2024	0
02422	St Mark Lutheran Church	Oxford Junction	IA	52323-0363	2023	0
02429	Calvary Lutheran Church	Buffalo	IA	52728-0477	2023	0
10837	Salem Lutheran Church	Andrew	IA	52030-0200	2023	0
10923	St Paul Lutheran Church	Des Moines	IA	50315-3553	2023	0
02441	St Matthew Lutheran Church	Davenport	IA	52806-4745	2022	0
02482	Holy Trinity Lutheran Church	Newton	IA	50208-5048	2022	0
07345	Lord of Life Lutheran Church	Ames	IA	50014-7085	2022	0
10841	Zion Lutheran Church	Atalissa	IA	52720-0176	2022	0
10852	Good Shepherd Lutheran Church	Bloomfield	IA	52537-0022	2022	0
10972	Ascension Lutheran Church	Goose Lake	IA	52750-0082	2022	0

# Congregation Reports

**Evangelical Lutheran Church in America  
Name and Address Summary Report as of December 31, 2024**

**5D Southeastern Iowa Synod, ELCA**

Cong ID	Congregation Name	Lang Codes	Location Address	City, State	Ministers	Year Orgn	Bapt Mbrs	Conf Mbrs	Avg Atnd On-site	Avg Atnd Online
<b>Conference: 01 One</b>										
10833	Bethesda	EN	1517 Northwestern Ave	Ames, IA	Bryan J. Simmons	1905	1,144	1,000	194	925
07345 *	Lord of Life	EN	2126 Gable Ln	Ames, IA		1973	103	99	12	0
10834	St Andrew's	EN	209 Colorado Ave	Ames, IA	Sonja M. Gerstenberger	1951	146	133	75	68
02458	Augustana	EN	309 S Greene St	Boone, IA	Robin A. Coughennower	1870	781	613	104	67
10854	St Paul	EN	104 W Luther St	Bouton, IA		1895	30	30	10	0
10867	Nazareth	EN	517 Vine St	Cambridge, IA	Marcia A. Kisner	1902	180	180	22	15
10969 *	Gilbert	EN	135 School St	Gilbert, IA	Karl C. Johnson	1881	781	539	115	25
10998	Fjeldberg	EN	209 N 2nd Ave	Huxley, IA	Timothy M. Jacobsen	1865	596	553	84	32
10999	Palestine	EN	1375 Highway 210	Huxley, IA	Eric R. Klimpel	1855	648	498	96	40
02479	St John	EN	104 S Market St	Madrid, IA	Donald K. Dovre	1859	437	396	79	15
02421	Memorial	EN	701 11th St	Nevada, IA	Kathleen G. Lotz	1881	1,159	849	89	77
02484	Immanuel	EN	119 SW 2nd St	Ogden, IA		1914	59	53	28	5
11101	Mount Olivet	EN	920 15th St	Perry, IA	Kimberly R. Belken	1958	175	133	44	0
11152	Bethlehem	EN	411 3rd Ave	Slater, IA	Nathaniel P. Bothwell	1878	435	435	77	82
<b>Conference Totals:</b>							<b>6,674</b>	<b>5,511</b>	<b>1,029</b>	<b>1,351</b>
<b>Conference: 02 Good Earth</b>										
10979	St John	EN	1224 East St	Grinnell, IA	Daniel Rinehart	1934	229	197	73	37
11042 *	Trinity	EN	3628 Highway 63	Malcom, IA		1867	162	149	29	0
11049	Elim	EN	302 W Church St	Marshalltown, IA	Paul R. Waterman	1887	219	169	78	0
20087	Our Savior	EN	3001 S 6th St	Marshalltown, IA	Michael J. Herschberger	1975	289	259	41	22
02419	Trinity	EN	1011 S 3rd Ave	Marshalltown, IA		1871	410	410	50	25
02481	First	EN	309 E 3rd St N	Newton, IA	Kurt S. Hoover	1868	232	229	39	55
02482 *	Holy Trinity	EN	1409 S 8th Ave E	Newton, IA	Kari L. Lee	1958	75	70	0	0
11161	St Paul	EN	605 1st St N	State Center, IA	Melissa A. Waterman	1884	371	301	73	10
10946	St Andrew	EN	8290 Highway F62 E	Sully, IA	Kari L. Lee	1870	60	45	25	5
11171	St John	EN	1705 380th St	Tama, IA		1876	79	68	20	0
11172	St Paul	EN	700 Harmon St	Tama, IA		1935	378	378	63	82
<b>Conference Totals:</b>							<b>2,504</b>	<b>2,275</b>	<b>491</b>	<b>236</b>

Code Key:

\* = 2024 data not available as of report run date

**Evangelical Lutheran Church in America  
Name and Address Summary Report as of December 31, 2024**

**5D Southeastern Iowa Synod, ELCA**

Cong ID	Congregation Name	Lang Codes	Location Address	City, State	Ministers	Year Orgn	Bapt Mbrs	Conf Mbrs	Avg Atnd On-site	Avg Atnd Online
<b>Conference: 03 Cedar River</b>										
02405	First	EN	1000 3rd Ave SE	Cedar Rapids, IA	Steven J. Knudson Craig E. Brown	1868	1,877	1,404	391	214
10872	Gloria Dei	EN	153 Cherry Hill Rd NW	Cedar Rapids, IA	Patricia M. Decker	1960	448	3	77	100
02407	Holy Redeemer	EN	720 Edgewood Rd NW	Cedar Rapids, IA	Dawn L. Pederson	1955	205	187	46	5
02406	Hope	EN	2736 Bowling St SW	Cedar Rapids, IA	Nathan J. Montover	1956	205	198	48	92
10873	Our Savior's	EN	3634 1st Ave NE	Cedar Rapids, IA	Bernice Dillard	1946	106	91	62	9
02408	St Andrew	EN	4420 Center Point Rd NE	Cedar Rapids, IA	Rodney A. Underwood	1959	349	228	45	5
10874	St Stephen's	EN	610 31st St SE	Cedar Rapids, IA	Ritva H. Williams	1947	277	235	79	292
10887	First	EN	2504 175th St	Conroy, IA	Zachary A. Bey	1866	145	125	40	0
02412	St John	EN	1420 Walker St	Ely, IA	Brian J. Middleswarth	1856	487	372	93	54
30486	Seeds Of Faith	EN	798 Brenneman Ln	Lisbon, IA	Erika R. Uthe	1999	185	185	40	12
11047	Ascension	EN	2210 Grand Ave	Marion, IA		1968	92	80	28	6
20086	Faith	EN	155 Boyson Rd	Marion, IA	John A. Albertson	1977	1,172	895	120	0
11048	Lutheran Church Of The Resurrection	EN	3500 29th Ave	Marion, IA	Jeffrey G. Frohner	1959	1,163	968	264	199
02424	Bethlehem	EN	1206 C Ave	Vinton, IA	Anne H. Williams	1913	386	305	67	60
11084	Trinity Evangelical	EN	805 Highway 151 W	Walford, IA	Michelle L. Schultz	1866	369	154	61	10
<b>Conference Totals:</b>							<b>7,466</b>	<b>5,430</b>	<b>1,461</b>	<b>1,058</b>
<b>Conference: 04 Hope</b>										
10835	St Paul	EN	201 N Ford St	Anamosa, IA	Rodney J. Bluml	1923	736	673	149	10
10864	Faith	EN	505 2nd St	Calamus, IA	Leah D. Holloway-Nilsen	1950	363	251	43	5
10863	Our Savior	EN	2589 190th Ave	Calamus, IA	Leah D. Holloway-Nilsen	1861	259	169	25	5
10976	St John	EN	2098 190th St	Grand Mound, IA		1896	150	150	30	0
11039	Bethlehem	EN	403 Pleasant St	Lost Nation, IA		1879	230	230	41	3
11068	St Matthew Evangelical	EN	226 N Cedar St	Monticello, IA	David R. Raemisch	1912	537	477	90	0
11069	Sts Peter and Paul	EN	21069 Prairie Hill Rd	Monticello, IA	Holly A. Knouse	1879	278	236	52	0
11070	Zion	EN	15531 County Road E17	Monticello, IA		1872	814	713	129	0
11086	St John	EN	411 Walnut St	Olin, IA	Dennis E. Rodenberg	1895	131	121	24	0
02422 *	St Mark	EN	102 W Church St	Oxford Junction, IA		1861	233	139	0	0
11216	Zion	EN	206 W Main St	Wyoming, IA	Dennis E. Rodenberg	1891	442	380	43	0
<b>Conference Totals:</b>							<b>4,173</b>	<b>3,539</b>	<b>626</b>	<b>23</b>

Code Key:

\* = 2024 data not available as of report run date

**Evangelical Lutheran Church in America  
Name and Address Summary Report as of December 31, 2024**

**5D Southeastern Iowa Synod, ELCA**

Cong ID	Congregation Name	Lang Codes	Location Address	City, State	Ministers	Year Orgn	Bapt Mbrs	Conf Mbrs	Avg Atnd On-site	Avg Atnd Online
<b>Conference: 05 Great River</b>										
10836	Faith	EN	1364 Washington St	Andover, IA	Kathryn A. Jensen	1949	324	184	66	24
10837 *	Salem	EN	18 N Willough St	Andrew, IA		1863	155	139	0	0
10848	St John	EN	300 S 3rd St	Bellevue, IA	Paul W. Gammel	1864	517	377	88	75
11133	St John	EN	32101 370th St	Bellevue, IA	William J. Layton	1854	266	184	33	30
02433	Immanuel	EN	1519 S Washington Blvd	Camanche, IA	Todd A. Hunter	1955	67	56	35	110
10951 *	Elvira Zion	EN	2207 380th Ave	Clinton, IA		1892	431	355	64	12
02437	St Paul	EN	715 S 3rd St	Clinton, IA	Tamara D. Siburg	1907	288	229	54	30
10886	Zion Evangelical	EN	439 3rd Ave S	Clinton, IA	Julie K. Higgs	1883	563	466	150	250
10972 *	Ascension	EN	155 Obrian St	Goose Lake, IA		1960	100	90	0	0
11027	St Paul	EN	909 Park Ave	La Motte, IA		1914	77	54	15	25
11045	First	EN	210 E Platt St	Maquoketa, IA	Neil P. Harrison	1925	1,071	854	125	166
11105	St John	EN	204 N Anna St	Preston, IA	Eric S. Jensen	1890	395	299	56	279
11131	Calvary	EN	716 Pearl St	Sabula, IA		1944	308	225	47	10
<b>Conference Totals:</b>							<b>4,562</b>	<b>3,512</b>	<b>733</b>	<b>1,011</b>
<b>Conference: 06 Riverbend</b>										
02494	Redeemer	EN	1107 Tanglefoot Ln	Bettendorf, IA	Thadd J. Nau	1966	388	336	84	31
02428	St James	EN	1705 Oak St	Bettendorf, IA		1954	135	135	89	4
02429 *	Calvary	EN	404 4th St	Buffalo, IA		1956	121	110	13	0
07551	All Saints	EN	5002 Jersey Ridge Rd	Davenport, IA		1980	149	140	30	127
02439	Grace	EN	1140 E High St	Davenport, IA	Stephanie A. Wood	1883	645	645	84	17
02440	St Mark	EN	2363 W 3rd St	Davenport, IA		1922	875	493	72	15
02441 *	St Matthew	EN	1915 W Kimberly Rd	Davenport, IA		1953	72	61	0	0
02442	St Paul	EN	2136 Brady St	Davenport, IA	Mark T. Niethammer Katherine P. Warren Peter A. Pettit McIver Mullins Madeleine R. Tyler Sara K. Olson-Smith	1882	3,256	2,670	947	450
10903	Zion	EN	1216 W 8th St	Davenport, IA	Clark K. Olson-Smith	1862	210	175	80	0
02443	Hope	EN	300 Muscatine St	Dixon, IA	Dianne L. Prichard	1953	17	17	7	0
02444	Gloria Dei	EN	606 4th Ave	Durant, IA	Kirsten M. Lee	1938	175	116	50	0
02445	Faith	EN	500 W Le Claire Rd	Eldridge, IA	Carrie L. Lewis La Plante Heather R. Geest	1953	978	737	138	54
02454	Trinity	EN	18137 Criswell St	Pleasant Valley, IA	Stephen P. Nilsen	1906	329	249	62	8
02455	Zion	EN	204 Highway 67	Princeton, IA	Brian A. Hagglund	1852	53	53	23	5
<b>Conference Totals:</b>							<b>7,403</b>	<b>5,937</b>	<b>1,679</b>	<b>711</b>

Code Key:

\* = 2024 data not available as of report run date

**Evangelical Lutheran Church in America  
Name and Address Summary Report as of December 31, 2024**

**5D Southeastern Iowa Synod, ELCA**

Cong ID	Congregation Name	Lang Codes	Location Address	City, State	Ministers	Year Orgn	Bapt Mbrs	Conf Mbrs	Avg Atnd On-site	Avg Atnd Online
<b>Conference: 07 Iowa City</b>										
10841 *	Zion	EN	226 4th St	Atalissa, IA		1903	111	79	0	0
11005	Christ The King	EN	325 Mormon Trek Blvd	Iowa City, IA	Connie S. Spitzack	1961	872	615	100	20
02416	Gloria Dei	EN	123 E Market St	Iowa City, IA	James C. Lindberg	1855	510	456	171	125
11006	Zion	EN	310 N Johnson St	Iowa City, IA	Marsha D. Smith	1860	501	374	147	20
02451	Grace	EN	2107 Cedar St	Muscatine, IA	Susan K. Bantz	1897	830	243	69	17
02452	New Era	EN	3455 New Era Rd	Muscatine, IA	Kirsten M. Lee	1907	136	123	33	0
16409	Shepherd Of The Cross	EN	3300 N Highway 38	Muscatine, IA	Aleese M. Kenitzer	1987	162	97	45	5
11074	Zion	EN	513 Sycamore St	Muscatine, IA	William J. Rosin	1884	651	504	88	279
30780	Holy Trinity	EN	650 240th St NE	North Liberty, IA	Timothy J. Smith Kathryn A. Lowe Lancaster	2010	464	344	138	175
02457	Trinity	EN	120 W 7th St	Tipton, IA		1855	135	135	30	4
11190	Immanuel	EN	1226 E Washington St	Washington, IA		1960	143	127	62	0
11206	Bethany	EN	235 S. 2nd St.	West Branch, IA	Chad W. Whaley	1895	320	3	53	50
11209	Our Redeemer	EN	116 E Maxson Ave	West Liberty, IA	Lynn T. Thiede	1950	77	48	22	1
<b>Conference Totals:</b>							<b>4,912</b>	<b>3,148</b>	<b>958</b>	<b>696</b>
<b>Conference: 08 Heritage</b>										
02430	Bethany	EN	2515 Madison Ave	Burlington, IA		1888	131	129	58	0
02431	Messiah	EN	2411 West Ave	Burlington, IA	DaMisha A. McFarland-Pollock	1859	399	380	71	0
02432	Trinity Evangelical Lutheran Church D/B/A Unity	EN	3109 Sunnyside Ave	Burlington, IA	Ryan M. Cosgrove	1884	235	223	44	30
02446	First	EN	201 W Briggs Ave	Fairfield, IA	Nathaniel P. Adkins	1856	211	180	51	21
02447	St Paul	EN	1934 Avenue I	Fort Madison, IA		1892	46	46	24	0
02448	First	EN	1101 Blondeau St	Keokuk, IA	Timothy J. Greenwald	1883	195	147	41	0
02449	First Augustana	EN	301 W Main St	Lockridge, IA		1848	94	92	13	0
02530	Immanuel	EN	606 N Orchard St	Mediapolis, IA		1868	70	60	20	0
02456	Swedesburg	EN	1897 140th St	Mt Pleasant, IA	Mark R. Youngquist	1866	562	423	55	129
11207	Peace	EN	13646 Beaverdale Rd	West Burlington, IA		1969	148	78	37	10
<b>Conference Totals:</b>							<b>2,091</b>	<b>1,758</b>	<b>414</b>	<b>190</b>

Code Key:

\* = 2024 data not available as of report run date

**Evangelical Lutheran Church in America  
Name and Address Summary Report as of December 31, 2024**

**5D Southeastern Iowa Synod, ELCA**

Cong ID	Congregation Name	Lang Codes	Location Address	City, State	Ministers	Year Orgn	Bapt Mbrs	Conf Mbrs	Avg Atnd On-site	Avg Atnd Online
<b>Conference: 09 South Central Iowa</b>										
02427	St Paul Evangelical	EN	335 N 8th St	Albia, IA		1954	64	56	33	0
10852 *	Good Shepherd	EN	19419 Lilac Ave	Bloomfield, IA		1956	66	66	0	0
02434	First Evangelical	EN	410 E Sheridan Ave	Centerville, IA	Jeremy W. McElvain	1881	122	122	35	45
02435	First	EN	1004 Curtis Ave	Chariton, IA		1869	399	313	57	0
16398	Good Shepherd	EN	1506 S Attica Rd	Knoxville, IA	Joshua P. Feala	1986	196	183	39	114
11095	St Paul	EN	1524 N Court St	Ottumwa, IA		1886	73	66	24	0
16045 *	Peace	EN	1000 E Vermeer Rd	Pella, IA	Chad R. Brown	1976	507	5	100	50
02112	St John	EN	19806 St Johns Ave	Queen City, MO		1866	70	59	20	0
<b>Conference Totals:</b>							<b>1,497</b>	<b>870</b>	<b>308</b>	<b>209</b>
<b>Conference: 10 Ten</b>										
30401	Grace	EN	23932 Meadow Rd	Adel, IA	Tania L. Schramm	1999	309	236	95	9
16215	Peace	EN	34128 L Ave	Adel, IA	Jodi M. Hinrichs	1981	47	44	25	2
16053	Faith	EN	10395 University Ave	Clive, IA	Eric N. Carlson Megan M. Clausen	1976	1,144	1,144	296	86
02467	Grace	EN	5201 Urbandale Ave	Des Moines, IA	Michael J. Schmidt	1927	654	540	78	0
02471	St John	EN	600 6th Ave	Des Moines, IA	Ryan G. Arnold Stephanie M. Stark	1865	798	798	170	110
10978	St Peter	EN	1001 S James St	Grimes, IA	Mark R. Schlenker	1884	637	363	154	50
02477	St James	EN	5665 Merle Hay Rd	Johnston, IA	William H. Bernau	1959	448	377	125	25
02472	St Stephen	EN	3510 72nd St	Urbandale, IA	Andrea J. Myers	1954	459	416	85	166
02492	St Mark	EN	1115 Grand Ave	West Des Moines, IA	Robert B. Bekkerus	1919	1,007	688	296	133
10924	Windsor Heights	EN	1240 66th St	Windsor Heights, IA	Christopher D. Olkiewicz	1944	756	740	112	227
11214	St Paul	EN	1120 N 8th Ave	Winterset, IA	Erick E. Swanson	1941	410	375	73	25
<b>Conference Totals:</b>							<b>6,669</b>	<b>5,721</b>	<b>1,509</b>	<b>833</b>

Code Key:

\* = 2024 data not available as of report run date

**Evangelical Lutheran Church in America  
Name and Address Summary Report as of December 31, 2024**

**5D Southeastern Iowa Synod, ELCA**

Cong ID	Congregation Name	Lang Codes	Location Address	City, State	Ministers	Year Orgn	Bapt Mbrs	Conf Mbrs	Avg Atnd On-site	Avg Atnd Online
<b>Conference: 11 Eleven</b>										
10838	Holy Trinity	EN	517 SW Des Moines St	Ankeny, IA	Timothy V. Olson Travis J. Segar	1950	1,241	967	282	58
16089	Resurrection	EN	914 NW Ash Dr	Ankeny, IA	Elizabeth M. Wartick	1978	275	232	100	50
30559	Capitol Hill	EN NU	511 Des Moines St	Des Moines, IA	Minna A. Bothwell	2002	494	422	95	0
02465	Christ	EN	6411 SE 5th St	Des Moines, IA		1958	92	72	29	2
02468	Grand View	EN	2930 E 13th St	Des Moines, IA		1908	245	191	50	32
02469	Luther Memorial Church	EN	1201 Grandview Ave	Des Moines, IA	Jeffery W. Alvestad	1899	127	117	63	15
10920	Lutheran Church of the Good Shepherd	EN	3820 SW 9th St	Des Moines, IA	Ronald D. Myers	1950	218	208	54	0
10922	Prince Of Peace	EN	2600 E Euclid Ave	Des Moines, IA	Janelle M. Osbeck Roger W. Osbeck	1960	270	244	87	63
10923 *	St Paul	LS EN	1200 Walker St	Des Moines, IA		1886	140	125	0	0
11001	Redeemer	EN	1410 W Boston Ave	Indianola, IA	Lisa D. Parker	1960	431	332	118	73
11051	St Paul	EN	615 Iowa Ave	Martensdale, IA		1903	112	112	23	6
11083	New Life	EN	4380 Wakonda Dr	Norwalk, IA	Nathan J. Liedtke	1971	468	388	121	0
<b>Conference Totals:</b>							<b>4,113</b>	<b>3,410</b>	<b>1,022</b>	<b>299</b>
<b>Synod Totals:</b>							<b>52,064</b>	<b>41,111</b>	<b>10,230</b>	<b>6,617</b>

**Language Codes:**

Amharic [AM]	Cherokee [CK]	Finnish [FI]	Inupiat [IP]	Maban [MB]	Portuguese [PR]	Taiwanese [TI]
Anyuak [AN]	Creole [CL]	French [FR]	Japanese [JA]	Mandarin [MA]	Sign [SI]	Tamil [TM]
Arabic [AB]	Czech [CZ]	German [GE]	Kiswahil [KI]	Navajo [NV]	Slovak [SL]	Telugu [TE]
Batak [BA]	Danish [DA]	Haitian [HA]	Korean [KO]	Norwegian [NO]	Spanish [SP]	Thai [TH]
Burmese [BU]	Dinka [DI]	Hmong [HM]	Lakotah [LK]	Nuer [NU]	Swahili [SA]	Tigrinya [TG]
Cambodian [CA]	English [EN]	Hungarian [HG]	Lao [LS]	Oromo [OR]	Swedish [SW]	Ukrainian [UK]
Cantonese [CH]	Estonian [ES]	Indonesian [ID]	Latvian [LA]	Paiute [PT]	Tagalog [TA]	Urdu [UR]
						Vietnamese [VI]

**Evangelical Lutheran Church in America**  
**Form A - Congregation Finances as of December 31, 2024**

5D Southeastern Iowa Synod, ELCA

Cong ID	Congregation Name and City	Regular Giving	Total Receipts	Total Assets	Total Indebtedness	Current Operating Expenses	Mission Support	Non-Mission Support	Total Disbursements
<b>Conference: 01 One</b>									
10833	Bethesda, Ames	873,237	925,219	3,103,964	714,825	786,404	35,362	30,054	1,114,995
07345*	Lord of Life, Ames	11,096	14,096	100	0	15,000	10	0	15,010
10834	St Andrew's, Ames	300,130	419,784	8,094,977	0	307,357	7,500	45,885	487,111
02458	Augustana, Boone	332,753	708,160	5,535,872	0	259,204	57,000	27,039	374,815
10854	St Paul, Bouton	11,877	11,877	129,123	0	12,487	200	1,000	13,687
10867	Nazareth, Cambridge	61,102	90,889	750,000	0	69,602	1,185	0	80,020
10969*	Gilbert, Gilbert	366,607	418,799	5,311,883	0	311,175	20,604	12,503	344,282
10998	Fjeldberg, Huxley	297,121	449,062	302,409	0	301,697	23,250	10,000	842,908
10999	Palestine, Huxley	238,316	247,373	481,346	1,800	295,230	3,500	500	299,230
02479	St John, Madrid	161,313	243,588	3,158,861	0	158,368	10,000	22,149	304,766
02421	Memorial, Nevada	324,971	595,434	2,088,903	26,018	364,134	36,080	7,687	657,473
02484	Immanuel, Ogden	61,996	669,126	1,733,141	0	106,640	4,500	1,088	115,628
11101	Mount Olivet, Perry	95,484	142,859	455,618	0	142,437	5,000	12,898	160,335
11152	Bethlehem, Slater	180,222	180,222	1,168,604	0	190,207	11,504	10,457	220,103
	<b>Conference Totals</b>	<b>\$3,316,225</b>	<b>\$5,116,488</b>	<b>\$32,314,801</b>	<b>\$742,643</b>	<b>\$3,319,942</b>	<b>\$215,695</b>	<b>\$181,260</b>	<b>\$5,030,363</b>
<b>Conference: 02 Good Earth</b>									
10979	St John, Grinnell	215,741	215,741	0	0	205,785	32,304	0	238,089
11042*	Trinity, Malcom	39,936	56,152	521,220	0	54,603	1,000	200	62,947
11049	Elim, Marshalltown	236,815	370,826	3,216,586	0	253,603	17,761	14,602	332,316
20087	Our Savior, Marshalltown	211,905	224,957	2,093,943	0	177,453	0	900	178,353
02419	Trinity, Marshalltown	188,578	296,682	130,011	1,290	182,975	14,800	9,140	295,248
02481	First, Newton	145,522	171,460	4,389,608	0	105,996	6,000	25,791	141,537
02482*	Holy Trinity, Newton	76,785	76,785	0	0	61,790	0	0	61,790
11161	St Paul, State Center	174,297	212,735	5,106,961	0	135,645	16,000	4,203	172,733
10946	St Andrew, Sully	54,900	55,655	247,950	0	52,212	3,967	1,750	57,929
11171	St John, Tama	36,099	37,985	724,755	0	31,550	2,004	0	33,554
11172	St Paul, Tama	113,484	118,711	79,465	0	121,232	3,727	409	125,368
	<b>Conference Totals</b>	<b>\$1,494,062</b>	<b>\$1,837,689</b>	<b>\$16,510,499</b>	<b>\$1,290</b>	<b>\$1,382,844</b>	<b>\$97,563</b>	<b>\$56,995</b>	<b>\$1,699,864</b>
<b>Conference: 03 Cedar River</b>									
02405	First, Cedar Rapids	1,550,266	2,690,263	12,341,690	309,876	1,405,630	127,901	81,944	1,862,955
10872	Gloria Dei, Cedar Rapids	285,481	374,120	4,980,743	0	256,994	47,362	41,202	401,468
02407	Holy Redeemer, Cedar Rapids	147,460	195,583	1,679,935	252,280	135,417	7,294	8,097	185,921
02406	Hope, Cedar Rapids	137,393	173,459	1,706,091	0	126,937	4,500	3,910	135,347
10873	Our Savior's, Cedar Rapids	170,029	183,932	3,823,787	0	177,563	12,174	0	189,737
02408	St Andrew, Cedar Rapids	241,761	246,904	1,218,354	245,259	212,648	7,233	500	235,439
10874	St Stephen's, Cedar Rapids	223,076	276,528	1,319,575	412,207	209,548	5,033	14,518	289,644

**Evangelical Lutheran Church in America**  
**Form A - Congregation Finances as of December 31, 2024**

5D Southeastern Iowa Synod, ELCA

Cong ID	Congregation Name and City	Regular Giving	Total Receipts	Total Assets	Total Indebtedness	Current Operating Expenses	Mission Support	Non-Mission Support	Total Disbursements
10887	First, Conroy	135,911	158,916	1,858,145	0	122,409	8,838	265	175,539
02412	St John, Ely	238,684	276,057	2,911,795	672,767	194,099	500	1,420	267,913
30486	Seeds Of Faith, Lisbon	93,013	94,869	855,369	60,926	85,411	3,000	336	100,711
11047	Ascension, Marion	77,432	77,432	825,600	0	74,636	500	0	75,136
20086	Faith, Marion	313,760	361,288	1,662,398	0	305,095	20,600	3,969	336,209
11048	Lutheran Church Of The Resurrection, Marion	847,049	1,109,902	5,409,196	0	794,140	40,000	45,434	997,484
02424	Bethlehem, Vinton	147,170	226,618	4,444,481	0	192,530	11,520	89,191	369,326
11084	Trinity Evangelical, Walford	143,070	159,889	1,521,655	0	147,773	12,374	0	181,851
	<b>Conference Totals</b>	<b>\$4,751,555</b>	<b>\$6,605,760</b>	<b>\$46,558,814</b>	<b>\$1,953,315</b>	<b>\$4,440,830</b>	<b>\$308,829</b>	<b>\$290,786</b>	<b>\$5,804,680</b>

**Conference: 04 Hope**

10835	St Paul, Anamosa	261,168	275,305	3,242,342	0	268,567	7,561	4,691	280,819
10864	Faith, Calamus	88,483	99,367	363,758	0	92,984	6,250	1,758	100,992
10863	Our Savior, Calamus	54,644	72,706	890,755	0	98,847	1,599	341	100,787
10976	St John, Grand Mound	60,000	60,000	270,000	0	16,289	0	500	16,789
11039	Bethlehem, Lost Nation	65,252	141,118	1,891,495	0	133,376	5,680	37,581	176,637
11068	St Matthew Evangelical, Monticello	137,225	160,225	274,000	0	142,240	3,000	9,500	155,740
11069	Sts Peter and Paul, Monticello	82,288	124,240	725,000	0	69,186	1,200	8,744	79,130
11070	Zion, Monticello	181,278	239,378	3,014,322	0	214,117	2,500	12,300	436,684
11086	St John, Olin	67,647	75,235	1,610,522	0	70,484	3,317	2,904	76,705
02422*	St Mark, Oxford Junction	27,395	27,395	0	0	28,717	0	0	28,717
11216	Zion, Wyoming	81,793	116,605	1,395,576	0	103,342	2,400	2,135	107,877
	<b>Conference Totals</b>	<b>\$1,107,173</b>	<b>\$1,391,574</b>	<b>\$13,677,770</b>	<b>\$0</b>	<b>\$1,238,149</b>	<b>\$33,507</b>	<b>\$80,454</b>	<b>\$1,560,877</b>

**Conference: 05 Great River**

10836	Faith, Andover	131,599	157,585	2,283,346	0	160,964	10,564	17,050	188,578
10837*	Salem, Andrew	68,418	68,418	0	0	49,000	0	0	49,000
10848	St John, Bellevue	153,428	228,101	3,085,256	0	165,320	15,833	7,666	194,319
11133	St John, Bellevue	95,590	297,191	300,208	0	89,488	2,500	1,500	293,905
02433	Immanuel, Camanche	45,019	59,419	3,362,791	14,400	5,469	600	400	49,025
10951*	Elvira Zion, Clinton	137,645	141,329	3,001,122	0	150,355	3,435	2,418	156,208
02437	St Paul, Clinton	195,886	198,393	1,509,657	0	232,904	13,557	2,653	249,114
10886	Zion Evangelical, Clinton	424,231	630,546	14,718,740	150,000	341,026	26,457	35,505	612,094
10972*	Ascension, Goose Lake	31,500	31,500	0	0	28,426	0	0	28,426
11027	St Paul, La Motte	38,757	38,757	90,094	0	30,510	500	0	31,010
11045	First, Maquoketa	458,040	495,355	5,914,202	0	300,046	47,814	12,880	403,707
11105	St John, Preston	104,002	148,210	224,337	0	160,487	19,502	8,352	194,716

**Evangelical Lutheran Church in America**  
**Form A - Congregation Finances as of December 31, 2024**

5D Southeastern Iowa Synod, ELCA

Cong ID	Congregation Name and City	Regular Giving	Total Receipts	Total Assets	Total Indebtedness	Current Operating Expenses	Mission Support	Non-Mission Support	Total Disbursements
11131	Calvary, Sabula	48,989	65,614	1,102,790	0	57,985	3,500	1,290	66,197
	<b>Conference Totals</b>	<b>\$1,933,104</b>	<b>\$2,560,418</b>	<b>\$35,592,543</b>	<b>\$164,400</b>	<b>\$1,771,980</b>	<b>\$144,262</b>	<b>\$89,714</b>	<b>\$2,516,299</b>
<b>Conference: 06 Riverbend</b>									
02494	Redeemer, Bettendorf	479,757	548,829	6,961,013	0	428,452	16,000	19,494	471,975
02428	St James, Bettendorf	178,242	196,323	190,628	30,000	186,446	0	3,200	205,043
02429*	Calvary, Buffalo	31,248	44,673	454,081	0	45,011	4,044	205	50,880
07551	All Saints, Davenport	105,840	194,256	1,662,880	131,284	152,457	1,200	0	168,519
02439	Grace, Davenport	333,949	338,880	2,442,202	0	338,880	18,888	96	443,532
02440	St Mark, Davenport	296,325	384,333	5,859,791	0	324,591	22,538	3,125	369,601
02441*	St Matthew, Davenport	62,634	62,634	0	0	80,217	0	0	80,217
02442	St Paul, Davenport	3,023,893	3,441,742	25,990,730	150,132	2,395,887	130,000	626,130	3,893,092
10903	Zion, Davenport	271,550	352,123	3,060,267	0	235,127	23,935	20,833	353,795
02443	Hope, Dixon	6,850	33,627	198,589	0	10,948	0	0	10,948
02444	Gloria Dei, Durant	79,224	122,767	1,539,701	0	69,287	2,000	3,993	90,459
02445	Faith, Eldridge	375,072	508,213	6,301,526	0	354,520	37,480	18,910	451,098
02454	Trinity, Pleasant Valley	171,427	230,537	3,664,106	0	153,427	14,645	14,854	264,560
02455	Zion, Princeton	82,064	112,138	252,188	0	69,051	3,000	2,000	104,833
	<b>Conference Totals</b>	<b>\$5,498,075</b>	<b>\$6,571,075</b>	<b>\$58,577,702</b>	<b>\$311,416</b>	<b>\$4,844,301</b>	<b>\$273,730</b>	<b>\$712,840</b>	<b>\$6,958,552</b>
<b>Conference: 07 Iowa City</b>									
10841*	Zion, Atalissa	8,525	8,525	0	0	20,100	0	0	20,100
11005	Christ The King, Iowa City	361,283	444,875	4,956,211	0	308,915	36,128	9,354	392,256
02416	Gloria Dei, Iowa City	584,000	800,000	5,772,000	0	506,900	81,800	50,350	829,050
11006	Zion, Iowa City	568,222	665,065	7,162,308	243,115	544,383	56,823	47,505	698,592
02451	Grace, Muscatine	202,429	236,390	1,951,454	0	197,550	3,000	625	201,175
02452	New Era, Muscatine	53,050	246,897	3,381,207	0	62,032	0	8,000	70,032
16409	Shepherd Of The Cross, Muscatine	128,268	134,118	1,522,402	0	144,784	4,800	3,429	153,013
11074	Zion, Muscatine	290,507	569,837	11,497,447	0	283,892	20,430	19,852	426,482
30780	Holy Trinity, North Liberty	295,805	369,427	1,380,571	133,445	231,032	44,272	12,431	350,192
02457	Trinity, Tipton	107,828	110,650	3,157,107	0	78,457	9,500	8,081	156,914
11190	Immanuel, Washington	127,812	152,106	248,751	0	73,792	6,000	2,945	150,436
11206	Bethany, West Branch	178,518	179,018	823,906	0	169,299	17,850	1,180	227,256
11209	Our Redeemer, West Liberty	36,218	41,335	1,881,266	0	66,486	1,000	1,367	72,180
	<b>Conference Totals</b>	<b>\$2,942,465</b>	<b>\$3,958,243</b>	<b>\$43,734,630</b>	<b>\$376,560</b>	<b>\$2,687,622</b>	<b>\$281,603</b>	<b>\$165,119</b>	<b>\$3,747,678</b>

**Evangelical Lutheran Church in America**  
**Form A - Congregation Finances as of December 31, 2024**

5D Southeastern Iowa Synod, ELCA

Cong ID	Congregation Name and City	Regular Giving	Total Receipts	Total Assets	Total Indebtedness	Current Operating Expenses	Mission Support	Non-Mission Support	Total Disbursements
<b>Conference: 08 Heritage</b>									
02430	Bethany, Burlington	114,861	118,556	7,957,991	0	89,353	6,000	5,025	100,378
02431	Messiah, Burlington	207,282	351,733	1,181,802	458,243	275,501	12,500	15,132	366,361
02432	Trinity Evangelical Lutheran Church D/B/A Unity, Burlington	156,923	249,313	2,258,329	0	172,489	18,294	2,190	270,468
02446	First, Fairfield	210,079	230,790	2,759,348	0	186,992	20,421	11,741	219,154
02447	St Paul, Fort Madison	55,517	93,059	2,256,898	0	77,344	1,000	0	79,344
02448	First, Keokuk	112,714	156,393	536,185	0	117,303	1,080	4,440	160,512
02449	First Augustana, Lockridge	15,693	15,693	0	0	22,368	3,775	120	26,263
02530	Immanuel, Mediapolis	61,000	63,218	4,533,618	0	25,000	3,600	1,100	37,147
02456	Swedesburg, Mt Pleasant	279,476	306,566	0	0	240,752	5,980	25,622	272,354
11207	Peace, West Burlington	102,451	150,999	3,581,043	0	66,204	4,000	7,702	168,036
	<b>Conference Totals</b>	<b>\$1,315,996</b>	<b>\$1,736,320</b>	<b>\$25,065,214</b>	<b>\$458,243</b>	<b>\$1,273,306</b>	<b>\$76,650</b>	<b>\$73,072</b>	<b>\$1,700,017</b>
<b>Conference: 09 South Central Iowa</b>									
02427	St Paul Evangelical, Albia	81,344	167,132	1,468,609	0	63,311	3,300	2,272	70,203
10852*	Good Shepherd, Bloomfield	19,264	19,264	0	0	19,838	0	0	19,838
02434	First Evangelical, Centerville	110,000	117,000	353,000	0	120,000	3,600	7,000	130,600
02435	First, Chariton	188,825	198,915	3,001,823	0	158,131	8,340	0	166,471
16398	Good Shepherd, Knoxville	175,566	182,493	1,636,687	0	166,504	8,400	0	174,904
11095	St Paul, Ottumwa	29,617	50,603	104,172	0	38,639	435	466	78,288
16045*	Peace, Pella	302,844	302,844	0	0	302,667	0	0	302,667
02112	St John, Queen City	28,935	28,935	0	0	28,364	0	2,486	30,850
	<b>Conference Totals</b>	<b>\$936,395</b>	<b>\$1,067,186</b>	<b>\$6,564,291</b>	<b>\$0</b>	<b>\$897,454</b>	<b>\$24,075</b>	<b>\$12,224</b>	<b>\$973,821</b>
<b>Conference: 10 Ten</b>									
30401	Grace, Adel	274,833	289,473	2,887,482	604,060	177,023	20,400	3,081	279,589
16215	Peace, Adel	82,734	111,250	1,088,981	165,358	64,363	2,684	2,096	104,193
16053	Faith, Clive	1,300,610	1,545,686	17,459,430	756,821	1,075,170	130,211	24,728	1,468,723
02467	Grace, Des Moines	437,260	555,902	6,145,496	100,000	429,004	35,000	58,283	566,515
02471	St John, Des Moines	872,546	1,596,710	6,340,832	53,549	1,142,923	62,400	20,856	1,790,970
10978	St Peter, Grimes	423,224	500,649	2,817,308	0	372,947	26,013	28,801	427,761
02477	St James, Johnston	376,344	497,832	4,736,787	1,178,477	383,544	33,000	22,200	562,008
02472	St Stephen, Urbandale	424,571	486,240	7,293,862	0	409,430	33,071	11,021	575,301
02492	St Mark, West Des Moines	1,113,057	1,241,005	8,869,863	2,699,693	871,994	27,000	58,269	1,285,374
10924	Windsor Heights, Windsor Heights	478,783	577,933	5,451,513	365,777	399,970	65,500	13,567	737,946
11214	St Paul, Winterset	211,234	215,883	1,499,986	0	185,243	12,026	0	197,269
	<b>Conference Totals</b>	<b>\$5,995,196</b>	<b>\$7,618,563</b>	<b>\$64,591,540</b>	<b>\$5,923,735</b>	<b>\$5,511,611</b>	<b>\$447,305</b>	<b>\$242,902</b>	<b>\$7,995,649</b>

**Evangelical Lutheran Church in America  
Form A - Congregation Finances as of December 31, 2024**

5D Southeastern Iowa Synod, ELCA

Cong ID	Congregation Name and City	Regular Giving	Total Receipts	Total Assets	Total Indebtedness	Current Operating Expenses	Mission Support	Non-Mission Support	Total Disbursements
<b>Conference: 11 Eleven</b>									
10838	Holy Trinity, Ankeny	1,072,649	1,448,357	2,959,852	0	1,062,929	73,623	85,679	1,430,371
16089	Resurrection, Ankeny	417,756	446,776	3,092,270	0	168,772	28,848	8,345	345,524
30559	Capitol Hill, Des Moines	251,233	530,103	6,624,793	0	176,879	10,000	186,150	373,029
02465	Christ, Des Moines	78,304	88,285	1,448,930	0	66,372	4,971	3,913	75,256
02468	Grand View, Des Moines	116,969	130,086	5,304,075	0	115,179	1,500	12,720	129,399
02469	Luther Memorial Church, Des Moines	145,163	211,625	5,972,251	4,970,000	124,756	11,000	804	166,560
10920	Lutheran Church of the Good Shepherd, Des Moines	147,835	162,123	569,645	0	148,835	1,000	0	163,107
10922	Prince Of Peace, Des Moines	292,280	338,304	1,534,376	0	309,642	35,074	4,800	349,516
10923*	St Paul, Des Moines	20,800	20,800	0	0	33,000	0	0	33,000
11001	Redeemer, Indianola	368,139	382,563	2,554,822	0	355,592	31,661	16,202	403,455
11051	St Paul, Martensdale	66,718	72,449	1,430,515	0	46,400	2,500	1,000	49,900
11083	New Life, Norwalk	317,456	473,983	2,748,468	2,037	341,258	15,000	33,900	479,949
	<b>Conference Totals</b>	<b>\$3,295,302</b>	<b>\$4,305,454</b>	<b>\$34,239,997</b>	<b>\$4,972,037</b>	<b>\$2,949,614</b>	<b>\$215,177</b>	<b>\$353,513</b>	<b>\$3,999,066</b>
	<b>Synod Totals</b>	<b>\$32,585,548</b>	<b>\$42,768,770</b>	<b>\$377,427,801</b>	<b>\$14,903,639</b>	<b>\$30,317,653</b>	<b>\$2,118,396</b>	<b>\$2,258,879</b>	<b>\$41,986,866</b>

5D Southeastern Iowa Synod, ELCA

Summary of Membership Statistics Totals -- End of Year	2023	2024	Change	Percent	Analysis of Attendance	2023	2024
Congregations	134	132	-2	-1.49	Avg. # weeks congregations worshipped (on-site)	43	47
Congregations - Organized	134	132	-2	-1.49	Avg. # weeks congregations worshipped (online)	33	37
Congregations - Under Development	0	0	0	---	Total avg. weekly worship attendance (on-site)	19,804	10,230
Congregations - Filed Form A	119	118	-1	-0.84	Total avg. weekly worship attendance (online)	35,160	6,617
Baptized Members	74,825	52,064	-22,761	-30.42	Avg. att. per congregation (on-site)	168	83
Average Baptized Members per Congregation	558	394	-164	-29.36	Avg. att. per congregation (online)	424	74
Confirmed Members	57,387	41,111	-16,276	-28.36	Average att. as a percentage of baptized membership (on-site)	26.47	19.65
Average Confirmed Members per Congregation	428	311	-117	-27.28	Average att. as a percentage of baptized membership (online)	46.99	12.71
<b>Analysis of Membership Gains and Losses</b>							
<b>Baptized Members -- Received</b>							
By Baptism - Children Under Age 16	864	374	-490	-56.71			
By Baptism - Adults Age 16 and Older	286	19	-267	-93.36			
By Affirmation of Faith	657	419	-238	-36.23			
By Transfer	815	549	-266	-32.64			
From Other Sources and Stat Adjs	303	348	45	14.85			
<b>Baptized Members -- Total Received</b>	<b>2,925</b>	<b>1,709</b>	<b>-1,216</b>	<b>-41.57</b>			
<b>Baptized Members -- Removed</b>							
By Death	733	587	-146	-19.92			
By Transfer	442	341	-101	-22.85			
For Other Reasons and Stat Adjs	2,922	2,710	-212	-7.26			
<b>Baptized Members -- Total Removed</b>	<b>4,097</b>	<b>3,638</b>	<b>-459</b>	<b>-11.20</b>			
Baptized Members Confirmed	917	379	-538	-58.67			
Active Participants	45,395	27,494	-17,901	-39.43			

5D Southeastern Iowa Synod, ELCA

Summary of Financial Statistics	2023	2024	Change	Percent	Statistical Analysis	
Totals -- End of Year					Averages per Congregation Reporting	
Total Receipts	67,759,696	42,768,770	-24,990,926	-36.88	Total Receipts (/132)	324,005.83
Total Disbursements **	63,487,409	41,986,866	-21,500,543	-33.87	Total Disburse (/132)	318,082.32
Total Indebtedness on Dec 31	31,901,445	14,903,639	-16,997,806	-53.28	Total Indebtedness (/28)	532,272.82
Projected Mission Support	2,984,598	2,227,374	-757,224	-25.37		
Average Total Giving / Bapt Member	822.09	727.98	-94.11	-11.45	Percent Congs With No Debt	78.79
Average Total Giving / Conf Member	1071.90	921.93	-149.97	-13.99		
<b>Detail of Financial Statistics - Receipts</b>						
Regular Giving	49,509,608	32,585,548	-16,924,060	-34.18		
Designated Giving	12,003,432	5,315,785	-6,687,647	-55.71		
Earned Income (any source)	3,526,288	2,135,103	-1,391,185	-39.45		
Grants (any source)	337,527	773,399	435,872	129.14		
All Other Receipts	2,382,841	1,958,935	-423,906	-17.79		
<b>Detail of Financial Statistics - Disbursements</b>					<b>Percent of Total Disbursements</b>	
Current Operating Expenses	44,146,860	30,317,653	-13,829,207	-31.33	Current Operating Expenses	72.21
Capital Improvements	6,112,994	4,296,759	-1,816,235	-29.71	Capital Improvements	10.23
Payments on Debts	2,448,915	2,077,834	-371,081	-15.15	Payments on Debts	4.95
Mission Support	2,051,433	2,118,396	66,963	3.26	Mission Support	5.05
Other Synod Benevolence	365,456	176,102	-189,354	-51.81	Other Synod Benevolence	0.42
Other CWO Benevolence	132,547	293,603	161,056	121.51	Other CWO Benevolence	0.70
Benevolence - Another Country	3,526,937	184,327	-3,342,610	-94.77	Benevolence - Another Country	0.44
Benevolence - Camps	270,293	123,670	-146,623	-54.25	Benevolence - Camps	0.29
Benevolence - Campus Ministry	172,416	18,234	-154,182	-89.42	Benevolence - Campus Ministry	0.04
Benevolence - Colleges	17,003	27,175	10,172	59.82	Benevolence - Colleges	0.06
Benevolence - Seminaries	57,370	78,150	20,780	36.22	Benevolence - Seminaries	0.19
Benevolence - Social Service	1,434,126	677,232	-756,894	-52.78	Benevolence - Social Service	1.61
Benevolence - Direct Recipient	1,795,563	680,386	-1,115,177	-62.11	Benevolence - Direct Recipient	1.62
Subtotal Non-Mission Supt Benev	7,771,711	2,258,879	-5,512,832	-70.93	Subtotal Non-Mission Supt Benev	5.38
Other Expenses & Realized Losses	955,496	917,345	-38,151	-3.99	Other Expenses & Realized Losses	2.18

\*\* Total Disbursements may not equal the sum of the disbursements details reported due to previous data not being included in the detail listing.

5D Southeastern Iowa Synod, ELCA

Congregations Reporting Ethnic Active Participants					Percent of Congregations Reporting Ethnic Active Participants	
	2023	2024	Change	Percent		
African American/Black	37	42	5	13.51	African American/Black	31.82
African National/African Caribbean	11	10	-1	-9.09	African National/African Caribbean	7.58
American Indian/Alaska Native	6	5	-1	-16.67	American Indian/Alaska Native	3.79
Arab/Middle Eastern	7	4	-3	-42.86	Arab/Middle Eastern	3.03
Asian/Pacific Islander	27	25	-2	-7.41	Asian/Pacific Islander	18.94
Latino/Hispanic	37	37	0	0.00	Latino/Hispanic	28.03
Multiracial	38	39	1	2.63	Multiracial	29.55
White	118	121	3	2.54	White	91.67

Total Ethnic Active Participants					Percent Ethnic Active Participants	
	2023	2024	Change	Percent		
African American/Black	629	120	-509	-80.92	African American/Black	0.45
African National/African Caribbean	191	64	-127	-66.49	African National/African Caribbean	0.24
American Indian/Alaska Native	61	10	-51	-83.61	American Indian/Alaska Native	0.04
Arab/Middle Eastern	114	11	-103	-90.35	Arab/Middle Eastern	0.04
Asian/Pacific Islander	553	69	-484	-87.52	Asian/Pacific Islander	0.26
Latino/Hispanic	624	137	-487	-78.04	Latino/Hispanic	0.51
Multiracial	427	197	-230	-53.86	Multiracial	0.73
White	42,796	26,206	-16,590	-38.77	White	97.73



**Evangelical Lutheran Church in America**  
**Summary of Congregations That Did Not File 2024 Report Form A**

5D Southeastern Iowa Synod, ELCA

Last Year Filed	Cong ID	Cong Status	Baptized Members	Congregation Name	City, State	Minister	Phone
2022	02441	Org	72	St Matthew	Davenport, IA		(563)391-2802
2022	02482	Org	75	Holy Trinity	Newton, IA	Kari L. Lee	(641)792-1683
2022	07345	Org	103	Lord of Life	Ames, IA		(515)412-0565
2022	10841	Org	111	Zion	Atalissa, IA		(563)649-3343
2022	10852	Org	66	Good Shepherd	Bloomfield, IA		(641)664-3242
2022	10972	Org	100	Ascension	Goose Lake, IA		(563)577-2234
2023	02422	Org	233	St Mark	Oxford Junction, IA		(319)826-2761
2023	02429	Org	121	Calvary	Buffalo, IA		(563)381-3334
2023	10837	Org	155	Salem	Andrew, IA		(563)672-3389
2023	10923	Org	140	St Paul	Des Moines, IA		(515)266-3356
2023	10951	Org	431	Elvira Zion	Clinton, IA		(563)522-2177
2023	10969	Org	781	Gilbert	Gilbert, IA	Karl C. Johnson	(515)233-2421
2023	11042	Org	162	Trinity	Malcom, IA		
2023	16045	Org	507	Peace	Pella, IA	Chad R. Brown	(641)628-2835

**Synod Total: 14 Congregation(s)**