

2024

Synod Data Toolkit

Central/Southern Illinois
Synod (5C)

Office of the Secretary
December 2025



Evangelical
Lutheran Church
in America

This page intentionally left blank.

Table of Contents

03

Synod Summary

05

Synod Trend Tables & Charts

18

Baptized Members, Average Attendance, and Active Participants

25

Baptisms by Congregation

32

Congregation Reports

Summary of Membership, Participation, and Attendance

5C - Central/Southern Illinois

Baptized membership has declined 25% over the past eight years, changing from 37,665 in 2017 to 28,102 in 2024. Over this same time period, the overall ELCA baptized membership decreased 23%.

Since 2017, **active participation** has shrunk 34%, moving from 19,378 to 12,792 with a drop of 1,715 in the most recent year. When looking at participation changes between 2020 and 2024 there was a 17% decrease. Since 2017, active participation in the ELCA overall has decreased by 38% (approximately 5% per year). Since 2020, active participation has decreased at a slightly slower rate of 16% (approximately 4% per year).

In-person worship attendance has declined 39% from 9,386 in 2017 to 5,742 in 2024. Some of this decline is made up by attenders worshiping online (2,340 in 2024). It is important to note that beginning in 2020, congregations were asked specifically about their in-person and online worship attendance separately. In-person worship attendance has increased 24% since 2020 from 4,640 to 5,742 in 2024. Since 2020, the overall ELCA in-person worship attendance increased 30% from 404,611 to 525,792 in 2024.

Summary of Finances

5C - Central/Southern Illinois

Regular giving has decreased by 12% since 2017, moving from \$20,871,268 in 2017 to \$18,311,890 in 2024. Over this period, inflation was 28%. Since 2020, regular giving has decreased by 0% in the synod and decreased by 2.5% in the ELCA overall; inflation was 21% during this time period.

Mission support has decreased 9% since 2017, from \$1,397,004 to \$1,276,588 in 2024. The ELCA overall experienced a 12% decline over the same period. Since 2020, mission support has increased by 0% in the synod and decreased by 7% in the ELCA overall.

Operating expenses have increased by 4%, standing at \$19,584,783 in 2024 compared to \$18,859,232 in 2017. They have increased by 4% for the ELCA overall during this time. Since 2020, operating expenses have increased by 17% in the synod and increased 8% in the ELCA overall.

Synod Trend Tables and Charts

- Synod Trend Tables
- Synod Trend Charts
- Congregations by Size
- Growth & Decline Tables

Annual Congregation Report

Trends for 5C - Central/Southern Illinois

	2017	2018	2019	2020	2021	2022	2023	2024
Number of Organized Congregations	126	125	121	121	117	117	116	116
Baptized Membership	37,665	37,244	35,590	34,956	32,561	31,523	29,649	28,102
Members Received By:								
Baptism: Children	319	306	256	141	152	163	177	161
Baptism: Adults	29	32	26	11	9	18	21	17
Affirmation of Faith	226	233	195	92	104	139	184	154
Transfer	261	365	227	113	138	191	191	149
Other and Statistical Adjustment	84	39	68	181	80	9	16	51
Members Removed By:								
Death	401	379	402	463	448	405	398	362
Transfer	302	301	233	124	154	191	162	133
Other and Statistical Adjustment	1,450	1,235	1,479	678	1,752	691	1,931	1,670
Baptized Members Confirmed	290	239	210	155	165	166	144	106
Confirmed Members	30,413	30,461	28,311	27,476	25,543	25,436	23,435	22,606
Active Participants	19,378	18,761	17,506	15,394	13,658	14,685	14,507	12,792
Average Attendance	9,386	8,813	8,336	Not collected	Not collected	Not collected	Not collected	Not collected
Average Attendance - On-site				4,640	4,689	5,363	5,855	5,742
Average Attendance - Online				7,140	3,009	2,434	2,286	2,340
Racial/Ethnic Composition of Active Participants								
African American/Black	102	119	107	121	81	98	123	245
African National/African Caribbean	9	9	16	16	15	15	14	32
American Indian/Alaska Native	1	1	1	6	1	1	4	5
Arab/Middle Eastern	4	9	14	15	12	12	35	13
Asian/Pacific Islander	35	32	44	46	42	30	56	53
Multi-Racial/Multi-Ethnic	83	93	100	99	302	107	128	80
Other	17	13	Omitted	Omitted	Omitted	Omitted	Omitted	Omitted
Hispanic/Latino	36	44	31	35	30	28	52	37
White	16,809	17,419	16,292	15,427	12,383	13,582	14,238	11,852

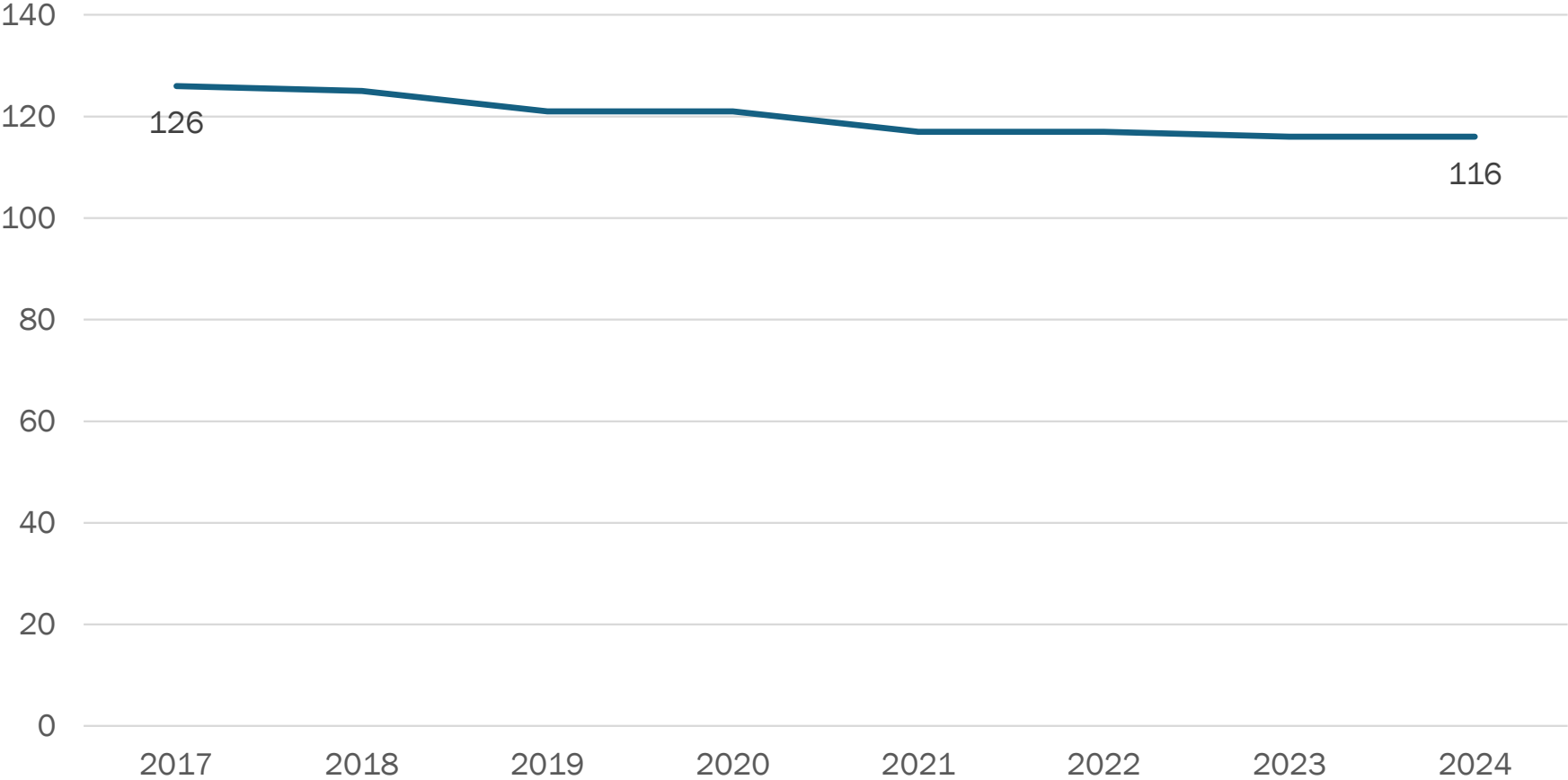
Annual Congregation Report

Trends for 5C - Central/Southern Illinois

	2017	2018	2019	2020	2021	2022	2023	2024
Regular Giving by Members	\$20,871,268	\$19,673,286	\$19,092,830	\$18,321,726	\$18,044,258	\$17,610,666	\$17,819,544	\$18,311,890
Designated Giving by Members	\$2,802,759	\$3,155,954	\$3,494,539	\$6,056,237	\$4,630,802	\$4,442,654	\$3,144,983	\$2,746,797
Earned Income (any source)	\$1,388,549	\$1,065,662	\$1,609,500	\$1,483,397	\$1,414,173	\$908,821	\$1,311,135	\$953,922
Grants & Partnership Support	\$175,608	\$123,015	\$127,198	\$924,608	\$675,106	\$225,650	\$136,095	\$192,962
Other Receipts	\$2,416,720	\$2,679,081	\$2,017,134	\$1,715,671	\$2,724,554	\$3,064,147	\$2,015,121	\$2,790,697
Total Receipts	\$27,654,904	\$26,696,998	\$26,341,201	\$28,501,639	\$27,488,893	\$26,251,938	\$24,426,878	\$24,996,268
Total Indebtedness	\$7,558,915	\$6,566,563	\$5,638,191	\$6,777,751	\$11,489,023	\$17,839,000	\$11,174,257	\$9,289,076
Intended Mission Support	\$1,241,406	\$1,361,167	\$1,184,177	\$1,304,327	\$1,182,708	\$1,175,278	\$1,168,572	\$1,171,259
Current Operating Expenses	\$18,859,232	\$18,798,340	\$17,864,484	\$16,710,996	\$16,792,129	\$18,170,651	\$18,991,017	\$19,584,783
Capital Improvements	\$1,031,877	\$2,173,474	\$3,277,386	\$7,406,176	\$8,327,374	\$3,198,542	\$1,928,859	\$2,813,675
Payments on Debt	\$900,016	\$1,250,696	\$725,158	\$982,481	\$1,850,654	\$1,632,995	\$1,239,514	\$1,004,309
Mission Support	\$1,397,004	\$1,343,745	\$1,245,251	\$1,271,890	\$1,206,437	\$1,191,954	\$1,214,943	\$1,276,588
as % of Total Disbursements	5.76	5.17	4.96	4.48	4.00	4.48	4.80	4.9
as % of Regular Giving	6.69	6.83	6.52	6.94	6.69	6.77	6.82	6.97
Other Benevolence sent directly:								
To the synod	\$201,031	\$146,359	\$151,239	\$114,287	\$139,726	\$145,583	\$154,575	\$109,821
To the churchwide organization	\$86,399	\$92,243	\$167,005	\$91,697	\$75,853	\$157,919	\$126,884	\$99,902
For activity in another country	\$80,459	\$142,574	\$43,357	\$76,511	\$71,872	\$345,707	\$74,850	\$67,889
To camps	\$8,425	\$57,225	\$58,026	\$7,248	\$7,563	\$5,663	\$11,017	\$5,913
To colleges	\$15,825	\$14,190	\$14,988	\$6,500	\$9,567	\$3,750	\$4,000	\$400
To seminaries	\$7,850	\$12,469	\$32,403	\$33,773	\$8,915	\$17,955	\$7,005	\$8,636
To social service organizations	\$226,871	\$131,597	\$157,090	\$247,005	\$196,232	\$162,824	\$205,077	\$224,525
To campus ministry	\$14,986	\$8,566	\$15,753	\$15,707	\$18,445	\$19,105	\$18,111	\$19,313
All other benevolence	\$562,768	\$716,049	\$792,471	\$818,150	\$750,496	\$646,255	\$623,677	\$480,381
Non-mission support benevolence	\$1,204,614	\$1,321,272	\$1,432,332	\$1,410,878	\$1,278,669	\$1,504,761	\$1,225,196	\$1,020,380
Other expenses	\$870,157	\$1,124,743	\$561,452	\$626,606	\$702,384	\$890,073	\$695,740	\$378,945
Sum of Disbursements	\$24,262,900	\$26,012,270	\$25,106,063	\$28,409,027	\$30,157,647	\$26,588,976	\$25,295,269	\$26,078,680

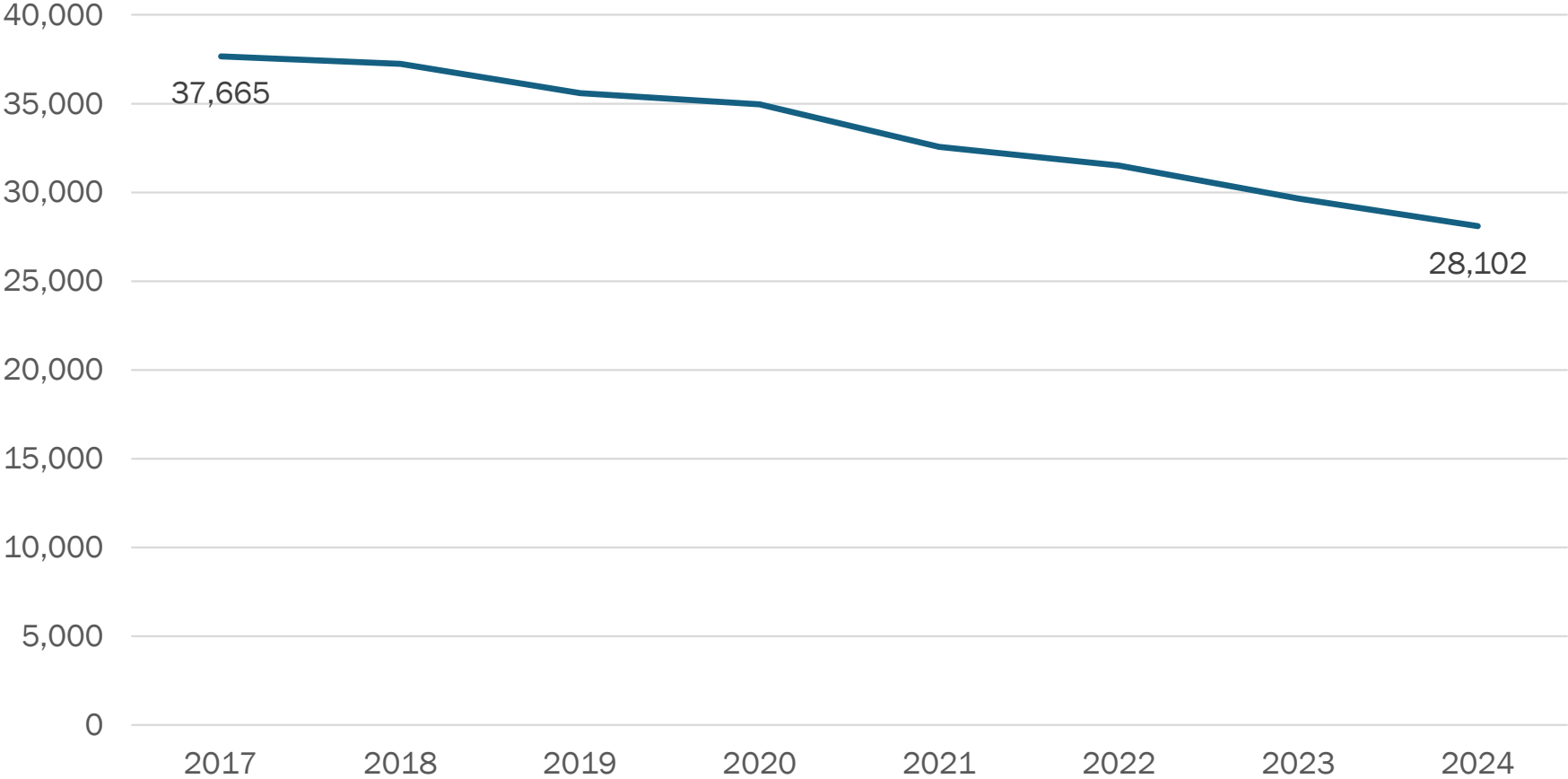
Number of Organized Congregations (2017-2024)

5C - Central/Southern Illinois



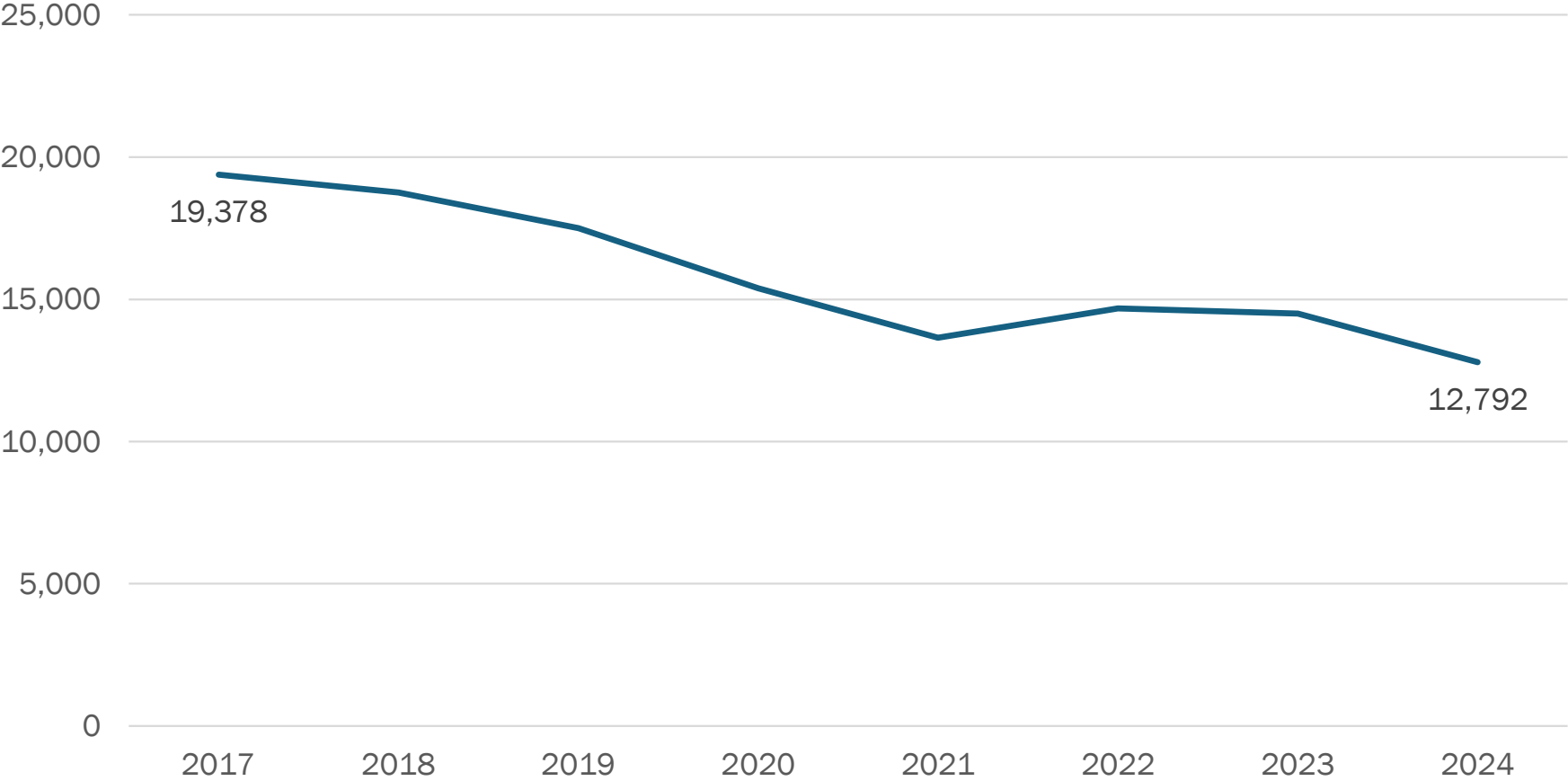
Baptized Membership (2017-2024)

5C - Central/Southern Illinois



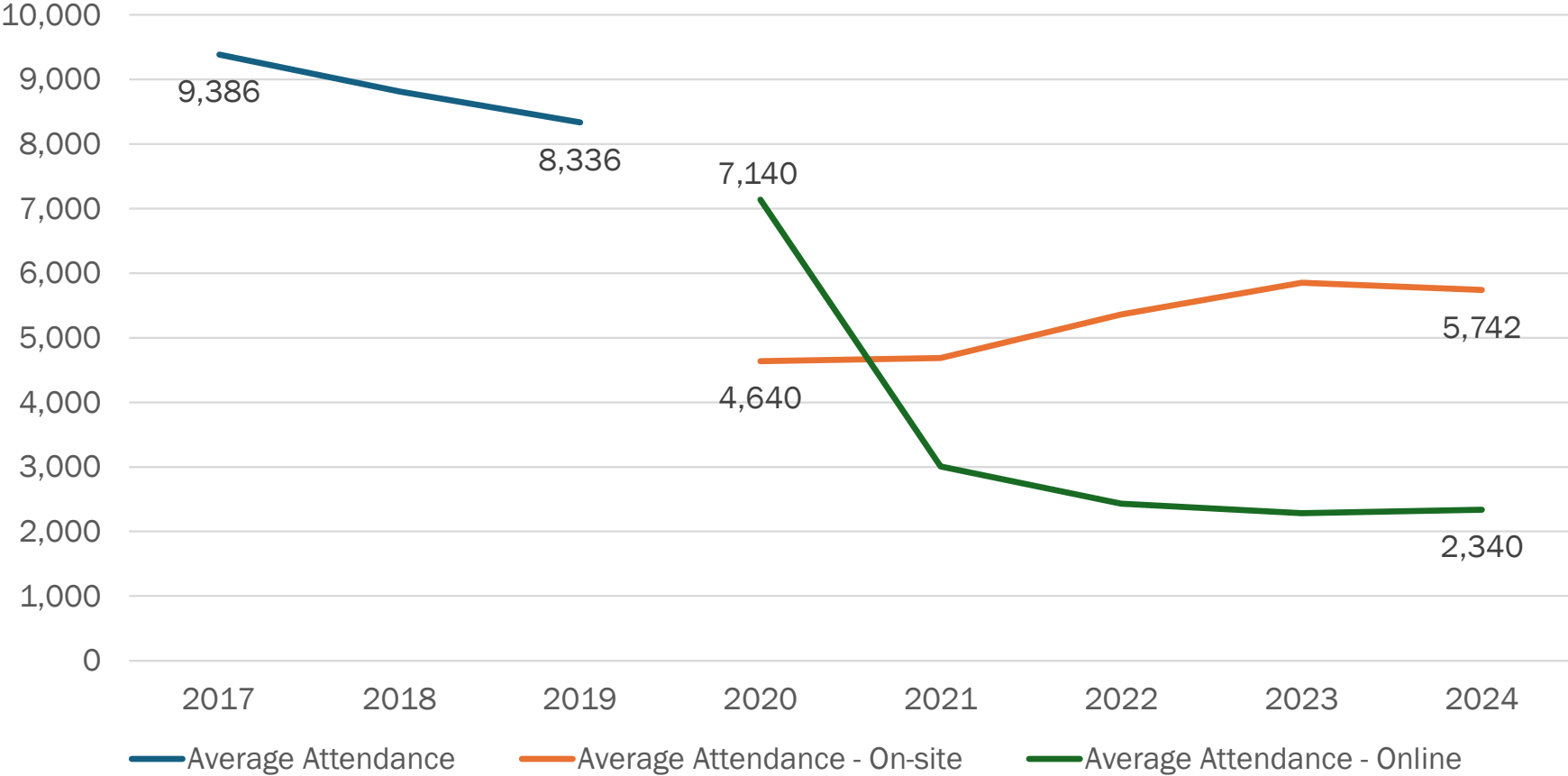
Active Participants (2017-2024)

5C - Central/Southern Illinois



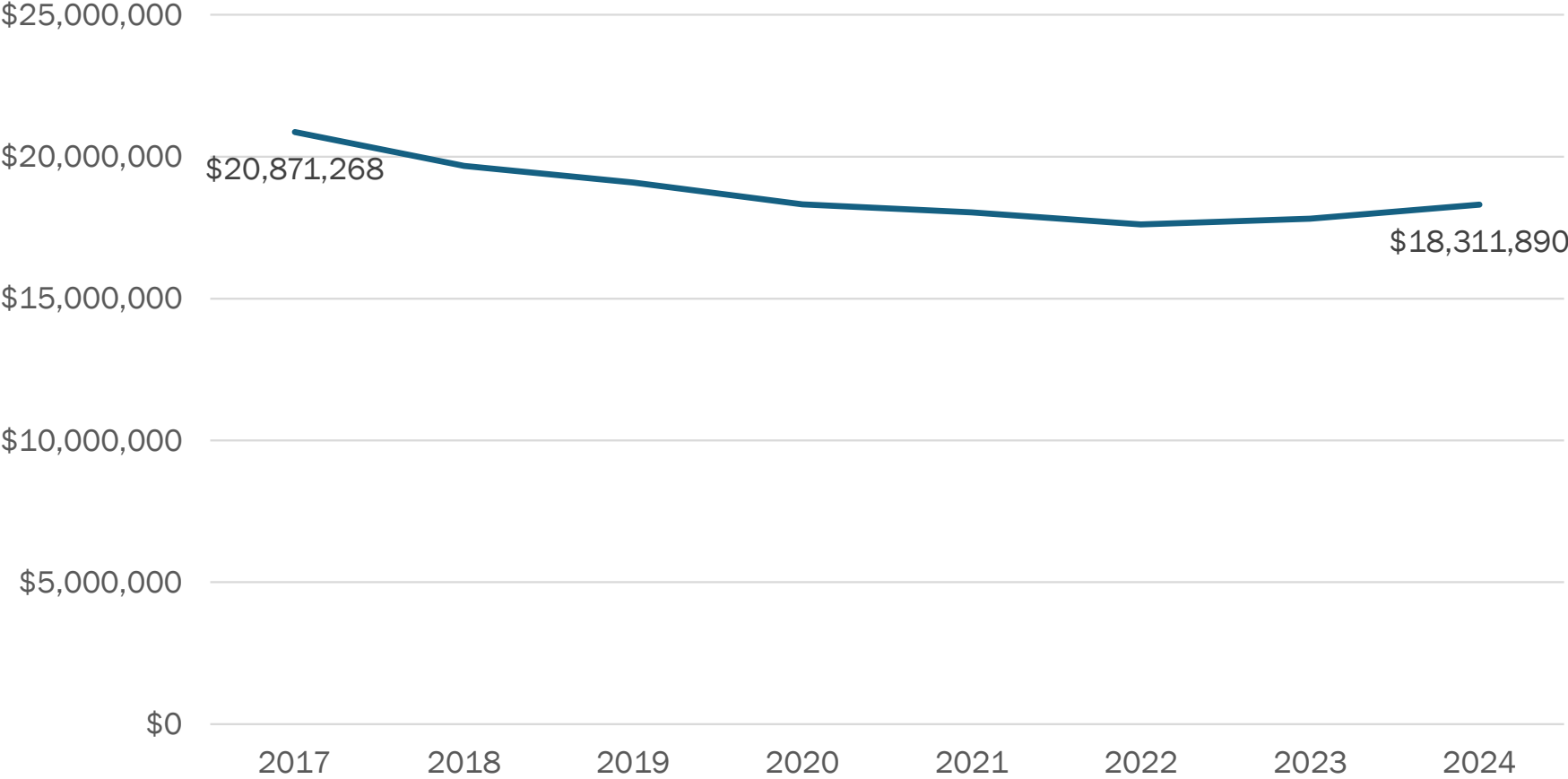
Worship Attendance (2017-2024)

5C - Central/Southern Illinois



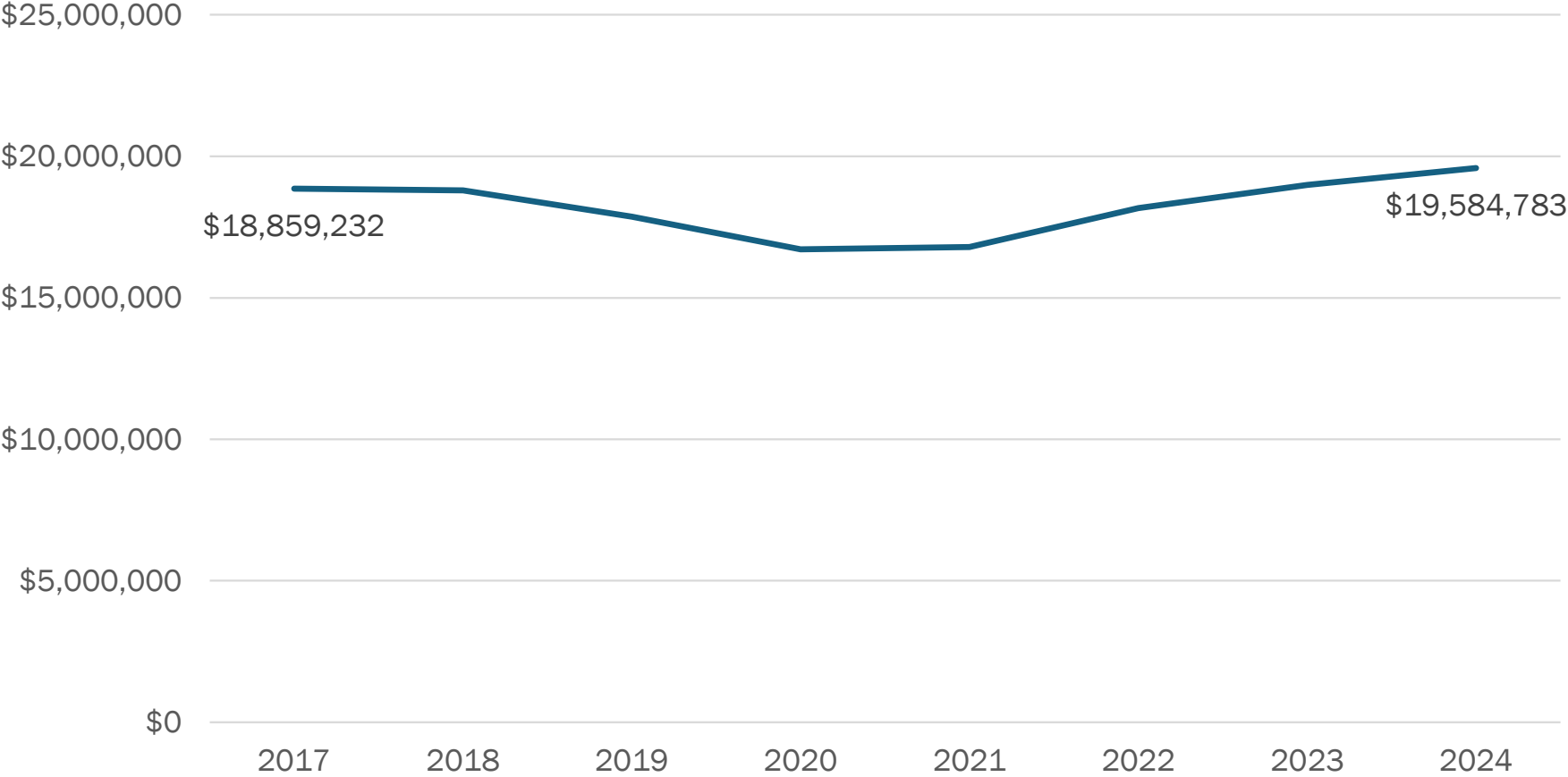
Regular Giving by Members (2017-2024)

5C - Central/Southern Illinois



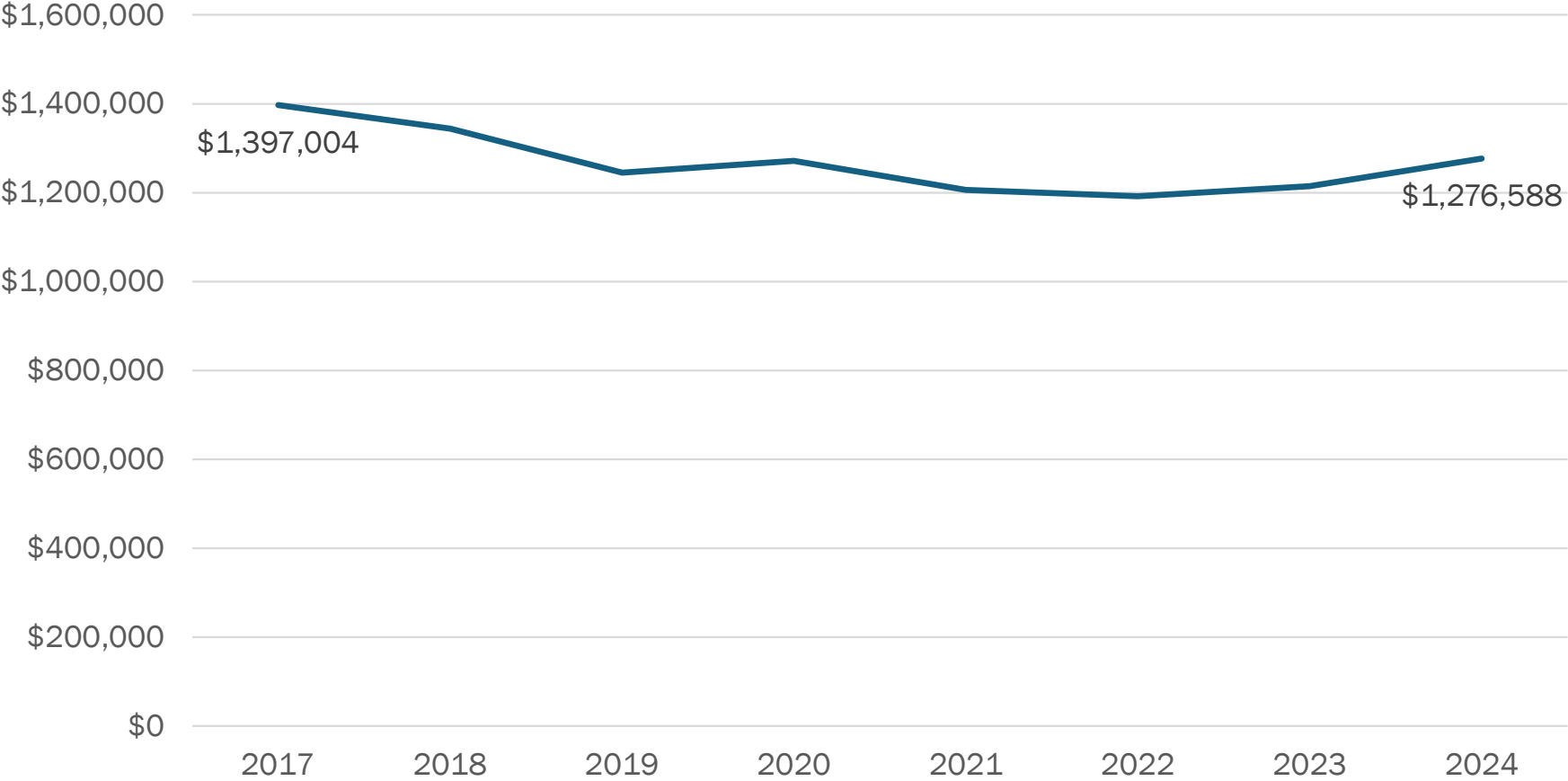
Current Operating Expenses (2017-2024)

5C - Central/Southern Illinois



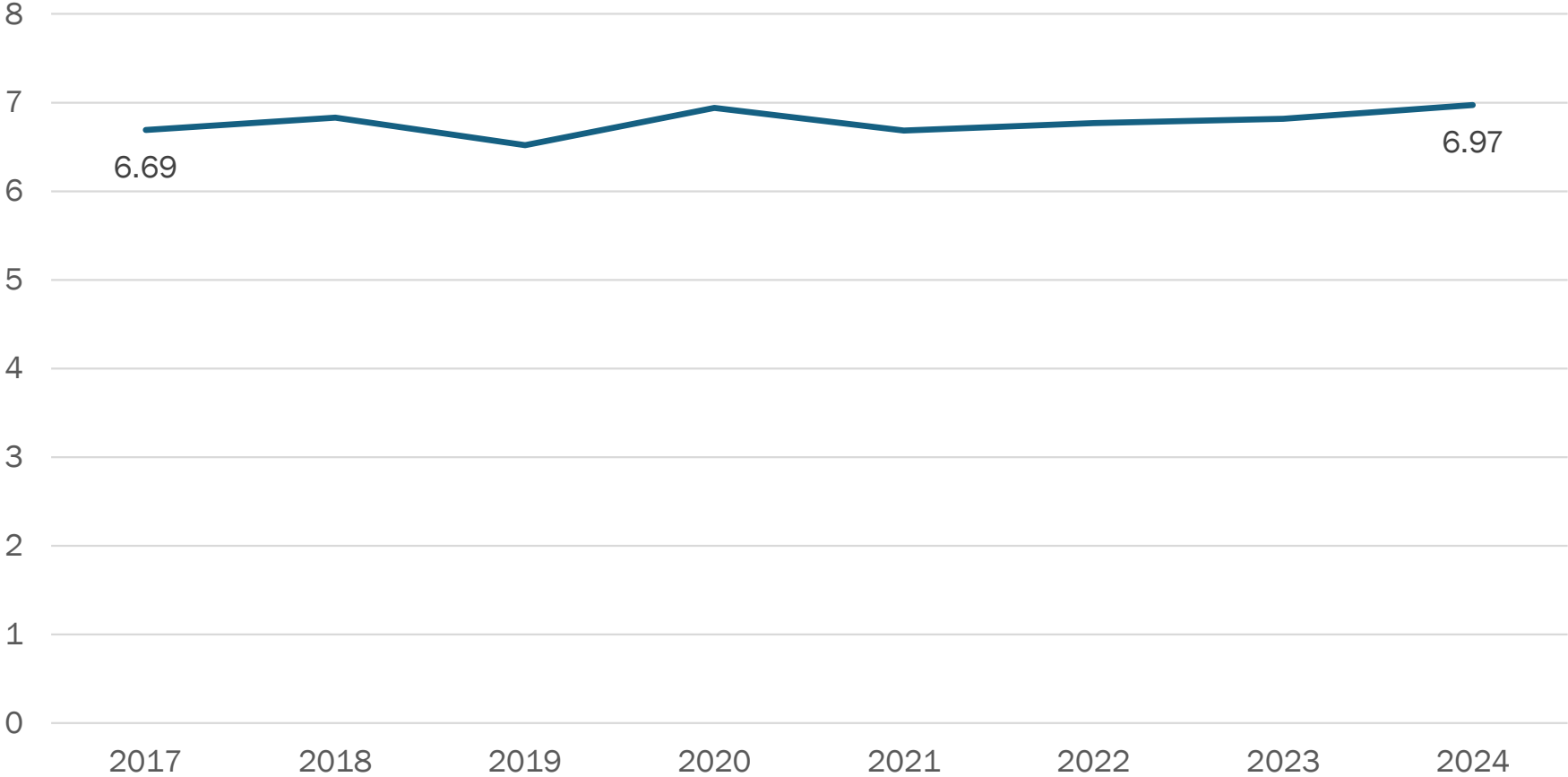
Mission Support (2017-2024)

5C - Central/Southern Illinois

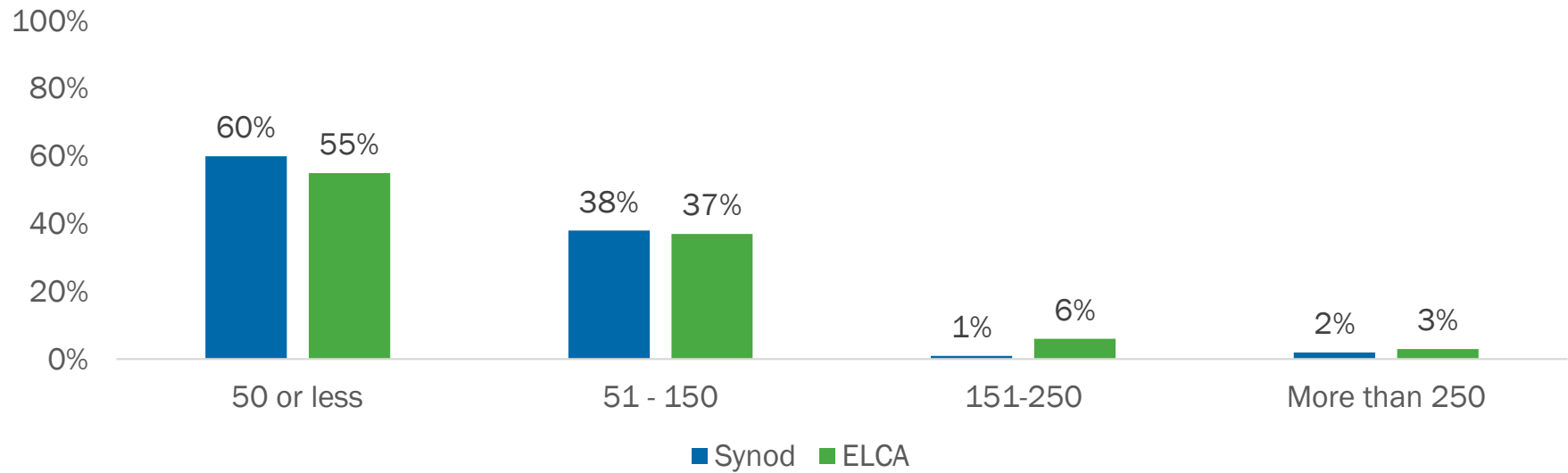


Mission Support as % of Regular Giving (2017-2024)

5C - Central/Southern Illinois



Congregations by Size (Average On-Site Worship Attendance) 5C - Central/Southern Illinois



Average On-Site Worship Attendance	Number of congregations (Synod)*	% of congregations (Synod)	Number of congregations (ELCA)*	% of congregations (ELCA)
50 or less	65	60%	4134	55%
51-150	41	38%	2787	37%
151-250	1	1%	430	6%
More than 250	2	2%	220	3%

*Submitted at least one Annual Congregation Report between 2020 and 2024.

Growth and Decline (2019-24)

5C - Central/Southern Illinois

Change in Baptized Membership	# of congregations* (Synod)	% of congregations (Synod)	# of congregations* (ELCA)	% of congregations (ELCA)
Decline greater than 25%	17	23%	1,450	28%
Decline between 5% - 25%	31	42%	1,504	29%
Stable (decline <5% - incline <5%)	20	27%	1,492	29%
Increase between 5% - 25%	5	7%	545	11%
Increase greater than 25%	0	0%	109	2%

Change in Active Participants	# of congregations* (Synod)	% of congregations (Synod)	# of congregations* (ELCA)	% of congregations (ELCA)
Decline greater than 25%	35	48%	2,298	45%
Decline between 5% - 25%	15	21%	1,133	22%
Stable (decline <5% - incline <5%)	2	3%	491	10%
Increase between 5% - 25%	12	16%	510	10%
Increase greater than 25%	9	12%	668	13%

Change in On-Site Worship Attendance	# of congregations* (Synod)	% of congregations (Synod)	# of congregations* (ELCA)	% of congregations (ELCA)
Decline greater than 25%	40	55%	2,740	54%
Decline between 5% - 25%	25	34%	1,590	31%
Stable (decline <5% - incline <5%)	4	5%	329	6%
Increase between 5% - 25%	2	3%	281	6%
Increase greater than 25%	2	3%	160	3%

*Only congregations that filed an Annual Congregation Report in 2019 and 2024 are included.

Baptized Members, Average Attendance, and Active Participants

Baptized Members, Average Attendance (online and on-site), and Active Participants

5C - Central/Southern Illinois

CongID	Congregation Name	City	State	ZIP	Data Year	Baptized Members	Average Online Attendance	Average On-site Attendance	Active Participants
02069	St John Lutheran Church	Bloomington	IL	61701-2008	2024	1499	400	376	1500
02091	St Mark's Lutheran Church	Washington	IL	61571-2559	2024	1027	118	143	625
16063	Faith Lutheran Church	O Fallon	IL	62269-2810	2024	617	79	236	515
02118	St John Lutheran Church	Springfield	IL	62702-3438	2024	1385	185	290	450
10585	Good Shepherd Lutheran Church	Champaign	IL	61820-7502	2024	356	32	88	293
20042	St Mark Lutheran Church	Belleville	IL	62220-1205	2024	279	22	60	275
10742	Our Saviour Lutheran Church	Normal	IL	61761-1112	2024	284	4	58	272
02174	Our Lord's Lutheran Church	Maryville	IL	62062-5435	2024	424	37	83	255
02071	Bethel Lutheran Church	Danville	IL	61832-3710	2024	237	0	39	237
10807	St Matthew Lutheran Church	Urbana	IL	61802-8002	2024	586	19	83	234
02073	First Evangelical Lutheran Church	Decatur	IL	62522-3307	2024	249	9	73	227
02171	Zion Lutheran Church	Walsh	IL	62297-1606	2019	154	0	0	227
10759	St John Lutheran Church	Bartonville	IL	61607-9435	2024	535	0	116	214
02148	St James Lutheran Church	Vandalia	IL	62471-2752	2024	106	0	38	210
02104	Faith Lutheran Church	Jacksonville	IL	62650-1149	2024	291	49	90	200
10672	St Pauls Lutheran Church	Gilman	IL	60938-1349	2024	236	10	91	200
30236	Christ Community Church, ELCA	Columbia	IL	62236-3100	2024	464	15	102	190
02082	Salem Lutheran Church	Peoria	IL	61614-6724	2024	788	80	104	175
02094	Advent Lutheran Church	Morton	IL	61550-2449	2024	192	20	60	170
02129	St Paul Lutheran Church	Hillsboro	IL	62049-0266	2024	352	18	45	168
16161	Our Redeemer Lutheran Church	Marion	IL	62959-5007	2024	259	73	58	160
10669	American Evangelical Lutheran Church	Gibson City	IL	60936-2102	2024	263	0	35	158
10758	First English Lutheran Church	Peoria	IL	61603-1961	2024	437	53	104	157

Baptized Members, Average Attendance (online and on-site), and Active Participants

5C - Central/Southern Illinois

CongID	Congregation Name	City	State	ZIP	Data Year	Baptized Members	Average Online Attendance	Average On-site Attendance	Active Participants
02154	Epiphany Lutheran Church	Carbondale	IL	62901-2459	2024	148	15	72	148
10704	Immanuel Lutheran Church	Lincoln	IL	62656-3238	2024	204	0	55	145
10730	Christ Lutheran Church	Monticello	IL	61856-8228	2023	252	75	61	145
10760	St Paul Lutheran Church	Peoria	IL	61614-5803	2024	254	30	70	143
10576	Bethel Lutheran Church	Bartonville	IL	61607-1924	2024	345	42	92	140
02113	Christ Lutheran Church	Quincy	IL	62305	2024	189	0	69	138
10720	Lutheran Church Of The Cross	Metropolis	IL	62960-2539	2024	275	10	64	129
10791	Zion Lutheran Church	Shipman	IL	62685-0170	2024	120	0	33	127
02099	Trinity Lutheran Church	Canton	IL	61520-2732	2024	151	23	52	123
02153	St Luke Lutheran Church	Campbell Hill	IL	62916-0280	2024	602	6	85	120
02169	United Evangelical Lutheran Church of Peace	Steeleville	IL	62288-1522	2024	281	7	108	120
10768	St Paul Lutheran Church	Pontiac	IL	61764-9401	2024	197	11	74	120
02096	First Lutheran Church	Beardstown	IL	62618-1110	2024	530	140	64	118
02074	Holy Cross Lutheran Church	Decatur	IL	62526-1979	2024	297	27	40	111
02080	Our Savior Lutheran Church	Pekin	IL	61554-2428	2024	119	15	32	110
10694	American Lutheran Church	Bourbonnais	IL	60914-5023	2023	513	20	110	110
31217	Peace Lutheran Church	Springfield	IL	62702-3452	2024	233	60	53	104
02081	Grace And Peace Lutheran Church	Peoria	IL	61614-2023	2024	128	49	40	91
02100	Trinity Lutheran Church	Carthage	IL	62321-0266	2024	435	10	91	90
02116	Grace Lutheran Church	Springfield	IL	62701-1910	2024	263	68	74	89
10655	St Petri Lutheran Church	Flanagan	IL	61740-8956	2024	553	0	66	89
02107	Trinity Lutheran Church	Macomb	IL	61455-2322	2024	142	8	35	86

Baptized Members, Average Attendance (online and on-site), and Active Participants

5C - Central/Southern Illinois

CongID	Congregation Name	City	State	ZIP	Data Year	Baptized Members	Average Online Attendance	Average On-site Attendance	Active Participants
02162	Salem Evangelical Lutheran Church	Jonesboro	IL	62952-1241	2024	132	0	21	86
10805	St John Lutheran Church	Toluca	IL	61369-9784	2024	339	0	52	83
02114	Luther Memorial Lutheran Church	Quincy	IL	62301-4210	2024	119	7	45	80
10625	St Peter Lutheran Church	Coatsburg	IL	62325-1042	2023	178	3	49	80
10562	St Paul Evangelical Lutheran Church	Altamont	IL	62411-2302	2024	115	25	69	78
10812	Faith Lutheran Church	Washington	IL	61571-1931	2024	157	9	53	78
02086	Grace Lutheran Church	Rankin	IL	60960-0275	2024	125	108	23	75
10734	Zion Lutheran Church	Mount Olive	IL	62069-1550	2024	319	10	61	75
02092	Bethany Lutheran Church	Wenona	IL	61377-0176	2023	217	0	12	75
02095	St Peter Lutheran Church	Arenzville	IL	62611-3090	2018	188	0	0	75
02070	Grace Evangelical Lutheran Church Of Champaign, Illinois	Champaign	IL	61820-4779	2024	182	12	47	74
02152	St John Lutheran Church	Campbell Hill	IL	62916-0185	2024	157	0	46	72
20043	Our Savior Lutheran Church	Bradley	IL	60915-2613	2024	72	0	33	72
02155	St John Lutheran Church	Chester	IL	62233-3303	2018	137	0	0	71
10712	Lutheran Church of Mahomet	Mahomet	IL	61853-9568	2024	219	10	70	70
02157	Mount Calvary Lutheran Church	De Soto	IL	62924-0128	2024	142	3	24	67
10624	Zion Lutheran Church	Clifton	IL	60927-0036	2024	266	0	48	65
10627	Immanuel Lutheran Church	Colfax	IL	61728-0415	2024	305	0	69	65
10728	Immanuel Lutheran Church	Minonk	IL	61760-0033	2024	477	20	41	65
10673	St Peter Lutheran Church	Glasford	IL	61533-9542	2024	212	15	50	63
02138	Trinity Lutheran Church	Olney	IL	62450-4833	2024	197	80	79	60
10630	St Peter Lutheran Church				2024	153	12	54	60

Baptized Members, Average Attendance (online and on-site), and Active Participants

5C - Central/Southern Illinois

CongID	Congregation Name	City	State	ZIP	Data Year	Baptized Members	Average Online Attendance	Average On-site Attendance	Active Participants
10657	St Paul Lutheran Church	Forrest	IL	61741-0410	2024	242	0	42	60
10583	Immanuel Lutheran Church	Carthage	IL	62321-3901	2024	417	50	47	55
10772	St Paul Lutheran Church	Roberts	IL	60962-0086	2024	176	0	40	55
02170	St Peter Lutheran Church	Chester	IL	62233-3220	2024	112	0	26	54
02150	Mount Moriah Lutheran Church	Anna	IL	62906-1208	2023	228	0	54	54
10709	Trinity Lutheran Church	Litchfield	IL	62056-5225	2024	58	0	27	50
20040	Resurrection Lutheran Church	Godfrey	IL	62035-3345	2024	80	4	43	47
10637	St John Lutheran Church	Dorchester	IL	62033-4002	2024	48	0	19	46
10565	St John Lutheran Church	Anchor	IL	61720-9622	2024	326	35	41	45
10675	Immanuel Lutheran Church	Golden	IL	62339-0126	2024	141	6	31	45
10578	St Paul Lutheran Church	Benson	IL	61516-0227	2024	235	0	30	43
10741	Immanuel Lutheran Church	New Douglas	IL	62074-0135	2024	303	5	42	42
02097	St John Lutheran Church	Bluffs	IL	62621-0233	2023	74	0	18	41
10587	Trinity Lutheran Church	Chenoa	IL	61726-1153	2024	75	0	12	40
02122	Redeemer Lutheran Church	Centralia	IL	62801-9108	2024	22	11	21	38
02075	St Peter Lutheran Church	Dwight	IL	60420-1206	2024	157	0	24	37
10622	St Mark Lutheran Church	Chillicothe	IL	61523-1547	2024	330	30	11	36
02133	Mount Zion Lutheran Church	Litchfield	IL	62056-1539	2024	78	6	30	35
10586	St Paul Lutheran Church	Chatsworth	IL	60921-0785	2024	450	3	19	35
10681	St John Lutheran Church	Hartsburg	IL	62643-0110	2024	29	0	28	35
10653	Trinity Lutheran Church	Fairbury	IL	61739-0256	2024	437	10	33	33
02119	Grace Lutheran Church	Virginia	IL	62691-1119	2017	205	0	0	33
10570	Faith Lutheran Church	Augusta	IL	62311-1141	2024	105	0	16	30

Baptized Members, Average Attendance (online and on-site), and Active Participants

5C - Central/Southern Illinois

CongID	Congregation Name	City	State	ZIP	Data Year	Baptized Members	Average Online Attendance	Average On-site Attendance	Active Participants
10793	St John Lutheran Church	Sibley	IL	61773-0184	2024	136	0	14	30
20062	St Martin Of Tours Lutheran Church	Mascoutah	IL	62258-1100	2024	33	0	19	30
10628	Community Lutheran Church	Cornell	IL	61319-0091	2023	109	0	16	30
10671	Zion Evangelical Lutheran Church	Gillespie	IL	62033-1135	2022	432	0	35	30
16064	Zion Lutheran Church	Farmersville	IL	62533-0020	2020	154	5	25	30
02135	Zion Lutheran Church	Mount Carmel	IL	62863-0494	2023	46	5	20	29
10697	St John Lutheran Church	Lacon	IL	61540-1339	2018	173	0	0	27
02108	Salem Lutheran Church	Mendon	IL	62351-0257	2024	90	0	20	25
07813	St Andrew Lutheran Church	Champaign	IL	61820-6209	2023	31	0	18	25
10647	Pontoppidan Lutheran Church	Elliott	IL	60933-0105	2018	79	0	0	25
02111	St John Lutheran Church	Mount Pulaski	IL	62548-0103	2024	29	0	10	22
02098	St John Lutheran Church	Bluff Springs	IL	62622-0020	2024	69	0	12	20
02130	Wares Grove Lutheran Church	Butler	IL	62015-0163	2024	111	0	12	20
10584	St Timothy Lutheran Church	Wyoming	IL	61491-0158	2024	109	15	15	20
02106	Zion Lutheran Church	Liberty	IL	62347-0177	2023	57	0	13	15
02090	First Lutheran Church	Varna	IL	61375-0050	2021	89	0	10	15
10789	St Paul's Lutheran Church	Shelbyville	IL	62565-0496	2021	36	0	15	15
02124	St Matthew Lutheran Church	Fillmore	IL	62032-0165	2020	33	0	8	15
02101	Wiley Lutheran Church	Ellisville	IL	61431-9584	2024	41	0	8	12
02156	Peace Lutheran Church	Chester	IL	62233-1446	2024	51	0	10	12
02165	First Lutheran Church	Murphysboro	IL	62966-2007	2024	65	2	10	12
10737	Prince of Peace Lutheran Church	Mount Vernon	IL	62864-2362	2024	32	0	14	12
02120	Zion Lutheran Church	Batchtown	IL	62006-9999	2016	54	0	0	12

Baptized Members, Average Attendance (online and on-site), and Active Participants

5C - Central/Southern Illinois

CongID	Congregation Name	City	State	ZIP	Data Year	Baptized Members	Average Online Attendance	Average On-site Attendance	Active Participants
02134	Zion Lutheran Church	Farina	IL	62838-2003	2024	15	0	11	11
02136	Mount Zion Lutheran Church	Witt	IL	62094	2021	27	0	7	7
02131	St Luke Lutheran Church	Irving	IL	62051-0215	2021	14	0	8	5

Baptisms by Congregation

Baptisms

5C - Central/Southern Illinois

CongID	Congregation Name	City	State	ZIP	Data Year	Baptisms
02069	St John Lutheran Church	Bloomington	IL	61701-2008	2024	10
10760	St Paul Lutheran Church	Peoria	IL	61614-5803	2024	10
02104	Faith Lutheran Church	Jacksonville	IL	62650-1149	2024	9
02094	Advent Lutheran Church	Morton	IL	61550-2449	2024	7
02118	St John Lutheran Church	Springfield	IL	62702-3438	2024	7
10673	St Peter Lutheran Church	Glasford	IL	61533-9542	2024	7
02073	First Evangelical Lutheran Church	Decatur	IL	62522-3307	2024	6
10576	Bethel Lutheran Church	Bartonville	IL	61607-1924	2024	6
10758	First English Lutheran Church	Peoria	IL	61603-1961	2024	6
16063	Faith Lutheran Church	O Fallon	IL	62269-2810	2024	6
02171	Zion Lutheran Church	Walsh	IL	62297-1606	2019	6
02091	St Mark's Lutheran Church	Washington	IL	61571-2559	2024	5
10578	St Paul Lutheran Church	Benson	IL	61516-0227	2024	4
10655	St Petri Lutheran Church	Flanagan	IL	61740-8956	2024	4
10712	Lutheran Church of Mahomet	Mahomet	IL	61853-9568	2024	4
10791	Zion Lutheran Church	Shipman	IL	62685-0170	2024	4
16161	Our Redeemer Lutheran Church	Marion	IL	62959-5007	2024	4
02071	Bethel Lutheran Church	Danville	IL	61832-3710	2024	3
02082	Salem Lutheran Church	Peoria	IL	61614-6724	2024	3
02174	Our Lord's Lutheran Church	Maryville	IL	62062-5435	2024	3
10562	St Paul Evangelical Lutheran Church	Altamont	IL	62411-2302	2024	3
10627	Immanuel Lutheran Church	Colfax	IL	61728-0415	2024	3
10709	Trinity Lutheran Church	Litchfield	IL	62056-5225	2024	3

Baptisms

5C - Central/Southern Illinois

CongID	Congregation Name	City	State	ZIP	Data Year	Baptisms
10768	St Paul Lutheran Church	Pontiac	IL	61764-9401	2024	3
10805	St John Lutheran Church	Toluca	IL	61369-9784	2024	3
02097	St John Lutheran Church	Bluffs	IL	62621-0233	2023	3
02095	St Peter Lutheran Church	Arenzville	IL	62611-3090	2018	3
02081	Grace And Peace Lutheran Church	Peoria	IL	61614-2023	2024	2
02096	First Lutheran Church	Beardstown	IL	62618-1110	2024	2
02100	Trinity Lutheran Church	Carthage	IL	62321-0266	2024	2
02133	Mount Zion Lutheran Church	Litchfield	IL	62056-1539	2024	2
10657	St Paul Lutheran Church	Forrest	IL	61741-0410	2024	2
10720	Lutheran Church Of The Cross	Metropolis	IL	62960-2539	2024	2
10742	Our Saviour Lutheran Church	Normal	IL	61761-1112	2024	2
10759	St John Lutheran Church	Bartonville	IL	61607-9435	2024	2
10625	St Peter Lutheran Church	Coatsburg	IL	62325-1042	2023	2
10694	American Lutheran Church	Bourbonnais	IL	60914-5023	2023	2
10730	Christ Lutheran Church	Monticello	IL	61856-8228	2023	2
02113	Christ Lutheran Church	Quincy	IL	62305	2024	1
02114	Luther Memorial Lutheran Church	Quincy	IL	62301-4210	2024	1
02116	Grace Lutheran Church	Springfield	IL	62701-1910	2024	1
02148	St James Lutheran Church	Vandalia	IL	62471-2752	2024	1
02153	St Luke Lutheran Church	Campbell Hill	IL	62916-0280	2024	1
02157	Mount Calvary Lutheran Church	De Soto	IL	62924-0128	2024	1
02169	United Evangelical Lutheran Church of Peace	Steeleville	IL	62288-1522	2024	1
10565	St John Lutheran Church	Anchor	IL	61720-9622	2024	1

Baptisms

5C - Central/Southern Illinois

CongID	Congregation Name	City	State	ZIP	Data Year	Baptisms
10583	Immanuel Lutheran Church	Carthage	IL	62321-3901	2024	1
10630	St Peter Lutheran Church				2024	1
10653	Trinity Lutheran Church	Fairbury	IL	61739-0256	2024	1
10704	Immanuel Lutheran Church	Lincoln	IL	62656-3238	2024	1
10728	Immanuel Lutheran Church	Minonk	IL	61760-0033	2024	1
10807	St Matthew Lutheran Church	Urbana	IL	61802-8002	2024	1
20040	Resurrection Lutheran Church	Godfrey	IL	62035-3345	2024	1
20042	St Mark Lutheran Church	Belleville	IL	62220-1205	2024	1
20043	Our Savior Lutheran Church	Bradley	IL	60915-2613	2024	1
30236	Christ Community Church, ELCA	Columbia	IL	62236-3100	2024	1
02150	Mount Moriah Lutheran Church	Anna	IL	62906-1208	2023	1
02155	St John Lutheran Church	Chester	IL	62233-3303	2018	1
10647	Pontoppidan Lutheran Church	Elliott	IL	60933-0105	2018	1
02070	Grace Evangelical Lutheran Church Of Champaign, Illinois	Champaign	IL	61820-4779	2024	0
02074	Holy Cross Lutheran Church	Decatur	IL	62526-1979	2024	0
02075	St Peter Lutheran Church	Dwight	IL	60420-1206	2024	0
02080	Our Savior Lutheran Church	Pekin	IL	61554-2428	2024	0
02086	Grace Lutheran Church	Rankin	IL	60960-0275	2024	0
02098	St John Lutheran Church	Bluff Springs	IL	62622-0020	2024	0
02099	Trinity Lutheran Church	Canton	IL	61520-2732	2024	0
02101	Wiley Lutheran Church	Ellisville	IL	61431-9584	2024	0
02107	Trinity Lutheran Church	Macomb	IL	61455-2322	2024	0
02108	Salem Lutheran Church	Mendon	IL	62351-0257	2024	0

Baptisms

5C - Central/Southern Illinois

CongID	Congregation Name	City	State	ZIP	Data Year	Baptisms
02111	St John Lutheran Church	Mount Pulaski	IL	62548-0103	2024	0
02122	Redeemer Lutheran Church	Centralia	IL	62801-9108	2024	0
02129	St Paul Lutheran Church	Hillsboro	IL	62049-0266	2024	0
02130	Wares Grove Lutheran Church	Butler	IL	62015-0163	2024	0
02134	Zion Lutheran Church	Farina	IL	62838-2003	2024	0
02138	Trinity Lutheran Church	Olney	IL	62450-4833	2024	0
02152	St John Lutheran Church	Campbell Hill	IL	62916-0185	2024	0
02154	Epiphany Lutheran Church	Carbondale	IL	62901-2459	2024	0
02156	Peace Lutheran Church	Chester	IL	62233-1446	2024	0
02162	Salem Evangelical Lutheran Church	Jonesboro	IL	62952-1241	2024	0
02165	First Lutheran Church	Murphysboro	IL	62966-2007	2024	0
02170	St Peter Lutheran Church	Chester	IL	62233-3220	2024	0
10570	Faith Lutheran Church	Augusta	IL	62311-1141	2024	0
10584	St Timothy Lutheran Church	Wyoming	IL	61491-0158	2024	0
10585	Good Shepherd Lutheran Church	Champaign	IL	61820-7502	2024	0
10586	St Paul Lutheran Church	Chatsworth	IL	60921-0785	2024	0
10587	Trinity Lutheran Church	Chenoa	IL	61726-1153	2024	0
10622	St Mark Lutheran Church	Chillicothe	IL	61523-1547	2024	0
10624	Zion Lutheran Church	Clifton	IL	60927-0036	2024	0
10637	St John Lutheran Church	Dorchester	IL	62033-4002	2024	0
10669	American Evangelical Lutheran Church	Gibson City	IL	60936-2102	2024	0
10672	St Pauls Lutheran Church	Gilman	IL	60938-1349	2024	0
10675	Immanuel Lutheran Church	Golden	IL	62339-0126	2024	0

Baptisms

5C - Central/Southern Illinois

CongID	Congregation Name	City	State	ZIP	Data Year	Baptisms
10681	St John Lutheran Church	Hartsburg	IL	62643-0110	2024	0
10734	Zion Lutheran Church	Mount Olive	IL	62069-1550	2024	0
10737	Prince of Peace Lutheran Church	Mount Vernon	IL	62864-2362	2024	0
10741	Immanuel Lutheran Church	New Douglas	IL	62074-0135	2024	0
10772	St Paul Lutheran Church	Roberts	IL	60962-0086	2024	0
10793	St John Lutheran Church	Sibley	IL	61773-0184	2024	0
10812	Faith Lutheran Church	Washington	IL	61571-1931	2024	0
20062	St Martin Of Tours Lutheran Church	Mascoutah	IL	62258-1100	2024	0
31217	Peace Lutheran Church	Springfield	IL	62702-3452	2024	0
02092	Bethany Lutheran Church	Wenona	IL	61377-0176	2023	0
02106	Zion Lutheran Church	Liberty	IL	62347-0177	2023	0
02135	Zion Lutheran Church	Mount Carmel	IL	62863-0494	2023	0
07813	St Andrew Lutheran Church	Champaign	IL	61820-6209	2023	0
10628	Community Lutheran Church	Cornell	IL	61319-0091	2023	0
10671	Zion Evangelical Lutheran Church	Gillespie	IL	62033-1135	2022	0
02090	First Lutheran Church	Varna	IL	61375-0050	2021	0
02131	St Luke Lutheran Church	Irving	IL	62051-0215	2021	0
02136	Mount Zion Lutheran Church	Witt	IL	62094	2021	0
10789	St Paul's Lutheran Church	Shelbyville	IL	62565-0496	2021	0
02124	St Matthew Lutheran Church	Fillmore	IL	62032-0165	2020	0
16064	Zion Lutheran Church	Farmersville	IL	62533-0020	2020	0
10697	St John Lutheran Church	Lacon	IL	61540-1339	2018	0
02119	Grace Lutheran Church	Virginia	IL	62691-1119	2017	0

Baptisms

5C - Central/Southern Illinois

CongID	Congregation Name	City	State	ZIP	Data Year	Baptisms
02120	Zion Lutheran Church	Batchtown	IL	62006-9999	2016	0

Congregation Reports

**Evangelical Lutheran Church in America
Name and Address Summary Report as of December 31, 2024**

5C Central/Southern Illinois Synod, ELCA

Cong ID	Congregation Name	Lang Codes	Location Address	City, State	Ministers	Year Orgn	Bapt Mbrs	Conf Mbrs	Avg Atnd On-site	Avg Atnd Online
Conference: 01 Northern										
10576	Bethel	EN	200 Colona Ave	Bartonville, IL	Kara L. Wiechmann	1909	345	230	92	42
10759	St John	EN	6614 W Smithville Rd	Bartonville, IL	Michael S. Jones	1853	535	535	116	0
10578	St Paul	EN	502 Pleasant St	Benson, IL		1911	235	216	30	0
02099	Trinity	EN	301 E Chestnut St	Canton, IL	Micah J. Garnett	1890	151	134	52	23
10622	St Mark	EN	822 W Pine St	Chillicothe, IL	John T. Sipf	1950	330	63	11	30
02101	Wiley	EN	26500 N County Highway 2	Ellisville, IL		1879	41	27	8	0
10673	St Peter	EN	13221 W Todd School Rd	Glasford, IL		1885	212	206	50	15
10681	St John	EN	213 E Pine St	Hartsburg, IL		1885	29	29	28	0
10697 *	St John	EN	102 N Ida St	Lacon, IL		1944	173	153	--	--
10704	Immanuel	EN	1409 Pulaski St	Lincoln, IL		1892	204	200	55	0
10728	Immanuel	EN	336 W 4th St	Minonk, IL		1915	477	471	41	20
02094	Advent	EN	1211 S Main St	Morton, IL		1966	192	154	60	20
02111	St John	EN SI	223 W Cooke St	Mount Pulaski, IL		1868	29	29	10	0
02080	Our Savior	EN	2223 Sheridan Rd	Pekin, IL		1958	119	116	32	15
10758	First English	EN	725 E Forrest Hill Ave	Peoria, IL	Ryan H. Anderson	1906	437	429	104	53
02081	Grace And Peace	EN	7611 N Knoxville Ave	Peoria, IL	Mary E. Beenken	1911	128	128	40	49
02082	Salem	EN	1700 W War Memorial Dr	Peoria, IL	Craig A. Swenson	1883	788	556	104	80
10760	St Paul	EN	1427 W Lake Ave	Peoria, IL	Lisa A. Dietrich	1853	254	237	70	30
10805	St John	EN	200 N Hickory St	Toluca, IL	Mauricio C. Vieira	1891	339	314	52	0
02090 *	First	EN	410 Adams St N	Varna, IL		1868	89	89	10	0
10812	Faith	EN	2206 Washington Rd	Washington, IL	Michael J. Rahlf	1947	157	128	53	9
02091	St Mark's	EN	200 S Main St	Washington, IL		1875	1,027	750	143	118
02092 *	Bethany	EN	302 N Birch St	Wenona, IL		1892	217	99	12	0
10584	St Timothy	EN	16883 State Route 17	Wyoming, IL	John T. Sipf	1878	109	81	15	15
Conference Totals:							6,617	5,374	1,188	519

**Evangelical Lutheran Church in America
Name and Address Summary Report as of December 31, 2024**

5C Central/Southern Illinois Synod, ELCA

Cong ID	Congregation Name	Lang Codes	Location Address	City, State	Ministers	Year Orgn	Bapt Mbrs	Conf Mbrs	Avg Atnd On-site	Avg Atnd Online
Conference: 02 Southern										
02150	* Mount Moriah	EN	102 W Jefferson St	Anna, IL	Mark D. Hasty	1869	228	228	54	0
02152	St John	EN	601 Post Oak Rd.	Campbell Hill, IL		1864	157	117	46	0
02153	St Luke	EN	108 S Pine St	Campbell Hill, IL		1887	602	432	85	6
02154	Epiphany	EN	1501 W Chautauqua St	Carbondale, IL	Brian T. Coffey	1960	148	148	72	15
02122	Redeemer	EN	700 E Broadway	Centralia, IL		1920	22	22	21	11
02156	Peace	EN	125 Opdyke St	Chester, IL		1908	51	40	10	0
02155	* St John	EN	10431 Paradise Rd	Chester, IL		1847	137	133	--	--
02157	Mount Calvary	EN	114 S Oak St	De Soto, IL		1855	142	113	24	3
02162	Salem Evangelical	EN	101 E Market St	Jonesboro, IL	Mark D. Hasty	1892	132	81	21	0
16161	Our Redeemer	EN	1501 Broeking Rd	Marion, IL	Sondra K. Lee-Brown	1976	259	231	58	73
10720	Lutheran Church Of The Cross	EN	2601 North Ave	Metropolis, IL	David B. Deem	1961	275	194	64	10
02135	* Zion	EN	703 N Market St	Mount Carmel, IL		1838	46	46	20	5
10737	Prince of Peace	EN	3205 Broadway St	Mount Vernon, IL		1966	32	31	14	0
02165	First	EN	115 N 14th St	Murphysboro, IL		1867	65	65	10	2
02138	Trinity	EN	5330 E Frontage Ln	Olney, IL	Kathleen M. Boland	1928	197	160	79	80
02170	St Peter	EN	3724 County Road 5	Steeleville, IL		1860	112	88	26	0
02169	United Evangelical Lutheran Church of Peace	EN	303 N Mulberry St	Steeleville, IL	Kenneth F. Tegtmeier	1896	281	269	108	7
02171	* Zion	EN	5804 Zion Church Rd	Walsh, IL		1875	154	132	--	--
Conference Totals:							3,040	2,530	712	212
Conference: 03 East Central										
10585	Good Shepherd	EN	2101 S Prospect Ave	Champaign, IL	Lynette R. Chapman	1963	356	266	88	32
02070	Grace Evangelical Lutheran Church Of Champaign, Illinois	EN	313 S Prospect Ave	Champaign, IL	Arthur C. Repp	1911	182	175	47	12
07813	* St Andrew	EN	909 S Wright St	Champaign, IL	Jonathan R. Fry	1978	31	31	18	0
02071	Bethel	EN	901 W Fairchild St	Danville, IL	Edward R. Stone	1885	237	237	39	0
02073	First Evangelical	EN	250 W Decatur St	Decatur, IL	Rita M. Augsburger	1882	249	227	73	9
02074	Holy Cross	EN	3778 N Water St	Decatur, IL		1958	297	79	40	27
10712	Lutheran Church of Mahomet	EN	410 Andover Dr	Mahomet, IL	Ronald E. Poe	1972	219	167	70	10
10730	* Christ	EN	779 E Old Route 47	Monticello, IL	Julia C. Rademacher	1971	252	252	61	75
02086	Grace	FI	102 S Johnson St	Rankin, IL		1875	125	125	23	108
10789	* St Paul's	EN	1318 W South 3rd St	Shelbyville, IL		1844	36	36	15	0
10807	St Matthew	EN	2200 Philo Rd	Urbana, IL	Paul E. Chapman	1943	586	461	83	19
Conference Totals:							2,570	2,056	557	292

Code Key:

* = 2024 data not available as of report run date

**Evangelical Lutheran Church in America
Name and Address Summary Report as of December 31, 2024**

5C Central/Southern Illinois Synod, ELCA

Cong ID	Congregation Name	Lang Codes	Location Address	City, State	Ministers	Year Orgn	Bapt Mbrs	Conf Mbrs	Avg Atnd On-site	Avg Atnd Online
Conference: 04 West Central										
10562	St Paul Evangelical	EN	2293 E US Highway 40	Altamont, IL		1866	115	111	69	25
02120	* Zion	EN		Batchtown, IL		1893	54	48	--	--
20042	St Mark	EN	105 E D St	Belleville, IL	Brian M. Robison	1976	279	224	60	22
02130	Wares Grove	EN	69 Waresgrove Ln	Butler, IL		1858	111	107	12	0
30236	Christ Community Church, ELCA	EN	1 Christ Church Way	Columbia, IL	Jared M. Parker	1993	464	355	102	15
10637	St John	EN	110 Water St	Dorchester, IL		1880	48	48	19	0
02134	Zion	EN	20 N 1st St	Farina, IL	Bradford J. Frye	1852	15	15	11	0
16064	* Zion	EN	400 Elevator St	Farmersville, IL		1889	154	137	25	5
02124	* St Matthew	EN	116 N. Main St.	Fillmore, IL		1891	33	33	8	0
10671	* Zion Evangelical	EN	107 W Elm St	Gillespie, IL	Zachary T. Krampien	1870	432	357	35	0
20040	Resurrection	EN	1211 W Homer M Adams Pkwy	Godfrey, IL		1976	80	77	43	4
02129	St Paul	EN	103 N Main St	Hillsboro, IL	Stefan A. Munker	1832	352	352	45	18
02131	* St Luke	EN	Pine St	Irving, IL		1858	14	14	8	0
02104	Faith	EN	1385 W Walnut St	Jacksonville, IL	Adam J. Dichsen	1948	291	186	90	49
02133	Mount Zion	EN	824 N Monroe St	Litchfield, IL	Cynthia M. Munker	1852	78	78	30	6
10709	Trinity	EN	23132 Airport Trl	Litchfield, IL	Cynthia M. Munker	1893	58	49	27	0
02174	Our Lord's	EN	150 Wilma Dr	Maryville, IL	Darla Ann R. Kratzer	1967	424	332	83	37
20062	St Martin Of Tours	EN	1190 N 6th St	Mascoutah, IL		1976	33	33	19	0
10734	Zion	EN	500 S Old Route 66	Mount Olive, IL	Zachary T. Krampien	1854	319	253	61	10
10741	Immanuel	EN	203 N 7th St	New Douglas, IL		1875	303	303	42	5
02136	* Mount Zion	EN	7 Mi W on Raymond	Nokomis, IL		1868	27	20	7	0
16063	Faith	EN	520 E Highway 50	O Fallon, IL	Candice K. Wassell	1967	617	582	236	79
10791	Zion	EN	238 Virginia St	Shipman, IL		1872	120	92	33	0
02116	Grace	EN	714 E Capitol Ave	Springfield, IL	Thomas A. Krieger	1841	263	2	74	68
31217	Peace	EN	2800 W Jefferson St	Springfield, IL		2015	233	233	53	60
02118	St John	EN	2477 W Washington St	Springfield, IL	Linda S. Strader	1870	1,385	559	290	185
02148	St James	EN	727 W Gallatin St	Vandalia, IL	Bradford J. Frye	1865	106	106	38	0
Conference Totals:							6,408	4,706	1,520	588

**Evangelical Lutheran Church in America
Name and Address Summary Report as of December 31, 2024**

5C Central/Southern Illinois Synod, ELCA

Cong ID	Congregation Name	Lang Codes	Location Address	City, State	Ministers	Year Orgn	Bapt Mbrs	Conf Mbrs	Avg Atnd On-site	Avg Atnd Online
Conference: 05 Northeast										
10565	St John	EN	16576 N 4000 East Rd	Anchor, IL	Richard A. Likeness Elizabeth L. Callen	1877	326	222	41	35
02069	St John	EN	1617 E Emerson St	Bloomington, IL	David J. Glesne Lynette C. Kern	1872	1,499	1,238	376	400
10694 *	American	EN	1560 Career Center Rd	Bourbonnais, IL	Patrick M. Jenkins	1949	513	353	110	20
20043	Our Savior	EN	975 W Brookmont Blvd	Bradley, IL	Lynne D. Culkin	1948	72	72	33	0
10586	St Paul	EN	105 S 6th St	Chatsworth, IL	Richard A. Likeness Elizabeth L. Callen	1872	450	450	19	3
10587	Trinity	EN	224 Weir St	Chenoa, IL	Richard A. Likeness Elizabeth L. Callen	1902	75	70	12	0
10624	Zion	EN	101 N Maple Ave	Clifton, IL		1897	266	265	48	0
10627	Immanuel	EN	34606 E 2450 North Rd	Colfax, IL		1896	305	219	69	0
10628 *	Community	EN	8th St	Cornell, IL	Richard A. Likeness Elizabeth L. Callen	1970	109	89	16	0
10630	St Peter	EN	206 Garfield	Crescent City, IL	Joel R. Brown	1887	153	134	54	12
02075	St Peter	EN	326 W Chippewa St	Dwight, IL	Richard A. Likeness Elizabeth L. Callen	1876	157	157	24	0
10653	Trinity	EN	100 W Cherry St	Fairbury, IL		1908	437	333	33	10
10655	St Petri	EN	18079 N 100 East Rd	Flanagan, IL	Brian S. Moeller	1868	553	356	66	0
10657	St Paul	EN	320 S Oak St	Forrest, IL	David J. Castner	1892	242	240	42	0
10669	American Evangelical	EN	905 E 1st St	Gibson City, IL	Richard A. Likeness Elizabeth L. Callen	1943	263	194	35	0
10647 *	Pontoppidan	EN	186 N 1100e Rd	Gibson City, IL		1876	79	60	--	--
10672	St Pauls	EN	116 N Thomas St	Gilman, IL	Peter D. Hinrich	1921	236	194	91	10
10742	Our Saviour	EN	1510 N Main St	Normal, IL	Maria A. Bonine	1959	284	211	58	4
10768	St Paul	EN	210 N Deerfield Rd	Pontiac, IL	Christine S. McNeal	1863	197	197	74	11
10772	St Paul	EN	307 W Weldon St	Roberts, IL		1918	176	145	40	0
10793	St John	EN	100 E Illinois St	Sibley, IL	Richard A. Likeness Elizabeth L. Callen	1882	136	91	14	0
Conference Totals:							6,528	5,290	1,255	505

**Evangelical Lutheran Church in America
Name and Address Summary Report as of December 31, 2024**

5C Central/Southern Illinois Synod, ELCA

Cong ID	Congregation Name	Lang Codes	Location Address	City, State	Ministers	Year Orgn	Bapt Mbrs	Conf Mbrs	Avg Atnd On-site	Avg Atnd Online
Conference: 06 Northwest										
02095	* St Peter	EN	9876 Saint Peters Rd	Arenzville, IL		1850	188	158	--	--
10570	Faith	EN	901 Prairie St	Augusta, IL		1962	105	78	16	0
02096	First	EN	301 W 4th St	Beardstown, IL	Catherine M. Burnette	1848	530	530	64	140
02098	St John	EN	12778 Illinois Route 125	Bluff Springs, IL		1910	69	66	12	0
02097	* St John	EN	112 W Walker St	Bluffs, IL		1913	74	69	18	0
10583	Immanuel	EN	921 N County Road 1900	Carthage, IL	Alana S. Sieg	1879	417	315	47	50
02100	Trinity	EN	709 Main St	Carthage, IL	Micah E. Sieg	1873	435	434	91	10
10625	* St Peter	EN	320 Adams St	Coatsburg, IL	Patricia G. Reep	1878	178	148	49	3
10675	Immanuel	EN	209 Congress St	Golden, IL	Jeffrey K. Corson	1868	141	126	31	6
02106	* Zion	EN	100 S Main St	Liberty, IL	Jeffrey K. Corson	1854	57	57	13	0
02107	Trinity	EN	123 S Campbell St	Macomb, IL	Youngshim E. Pitcher	1875	142	116	35	8
02108	Salem	EN	218 S State St	Mendon, IL	Jeffrey K. Corson	1853	90	86	20	0
02113	Christ	EN	333 S 36th St	Quincy, IL	Daniel R. Grainger	1961	189	143	69	0
02114	Luther Memorial	EN	1210 Jersey St	Quincy, IL	Brett A. Gosteli	1891	119	119	45	7
02119	* Grace	EN	261 S Main St	Virginia, IL		1949	205	205	--	--
Conference Totals:							2,939	2,650	510	224
Synod Totals:							28,102	22,606	5,742	2,340

Language Codes:

Amharic [AM]	Cherokee [CK]	Finnish [FI]	Inupiat [IP]	Maban [MB]	Portuguese [PR]	Taiwanese [TI]
Anyuak [AN]	Creole [CL]	French [FR]	Japanese [JA]	Mandarin [MA]	Sign [SI]	Tamil [TM]
Arabic [AB]	Czech [CZ]	German [GE]	Kiswahil [KI]	Navajo [NV]	Slovak [SL]	Telugu [TE]
Batak [BA]	Danish [DA]	Haitian [HA]	Korean [KO]	Norwegian [NO]	Spanish [SP]	Thai [TH]
Burmese [BU]	Dinka [DI]	Hmong [HM]	Lakotah [LK]	Nuer [NU]	Swahili [SA]	Tigrinya [TG]
Cambodian [CA]	English [EN]	Hungarian [HG]	Lao [LS]	Oromo [OR]	Swedish [SW]	Ukrainian [UK]
Cantonese [CH]	Estonian [ES]	Indonesian [ID]	Latvian [LA]	Paiute [PT]	Tagalog [TA]	Urdu [UR]
						Vietnamese [VI]

Code Key:

* = 2024 data not available as of report run date

Evangelical Lutheran Church in America
Form A - Congregation Finances as of December 31, 2024

5C Central/Southern Illinois Synod, ELCA

Cong ID	Congregation Name and City	Regular Giving	Total Receipts	Total Assets	Total Indebtedness	Current Operating Expenses	Mission Support	Non-Mission Support	Total Disbursements
Conference: 01 Northern									
10576	Bethel, Bartonville	266,958	415,106	344,820	0	248,314	12,642	1,322	394,078
10759	St John, Bartonville	197,645	357,815	10,897,783	0	327,278	13,837	7,723	348,838
10578	St Paul, Benson	60,290	81,741	266,086	0	164,460	4,345	3,692	178,755
02099	Trinity, Canton	115,159	161,863	912,117	0	169,178	15,000	1,737	198,725
10622	St Mark, Chillicothe	49,897	49,897	1,555,972	0	56,555	2,220	1,000	59,775
02101	Wiley, Ellisville	19,930	20,663	759,134	0	12,358	1,500	950	19,086
10673	St Peter, Glasford	93,600	100,762	0	0	68,321	9,275	3,000	92,095
10681	St John, Hartsburg	60,168	98,032	2,918,472	0	47,511	2,011	29,959	79,481
10697*	St John, Lacon	49,329	51,810	0	0	56,140	3,600	0	59,740
10704	Immanuel, Lincoln	155,801	160,234	224,253	0	194,347	14,907	3,100	212,354
10728	Immanuel, Minonk	101,216	219,977	806,258	0	218,914	5,000	4,300	228,214
02094	Advent, Morton	260,502	265,502	2,222,094	0	177,816	19,755	10,875	256,767
02111	St John, Mount Pulaski	18,587	22,238	94,420	0	46,603	2,175	200	48,978
02080	Our Savior, Pekin	103,743	123,790	1,893,283	0	104,310	7,200	2,400	123,589
10758	First English, Peoria	515,202	720,972	8,561,372	0	462,418	50,300	34,024	553,051
02081	Grace And Peace, Peoria	244,339	321,344	4,014,049	0	223,658	24,370	4,670	252,698
02082	Salem, Peoria	527,824	955,760	2,356,074	0	430,608	42,996	30,603	773,222
10760	St Paul, Peoria	183,422	193,432	5,725,677	0	311,055	9,000	2,100	322,155
10805	St John, Toluca	135,210	184,530	157,604	0	134,947	5,000	1,041	140,988
02090*	First, Varna	20,422	20,682	77,248	0	33,621	0	0	33,621
10812	Faith, Washington	146,163	190,229	3,733,842	700,950	125,075	11,182	3,003	162,868
02091	St Mark's, Washington	672,486	736,266	15,137,121	0	542,344	33,479	33,291	609,114
02092*	Bethany, Wenona	23,173	25,786	350,252	0	27,709	800	2,321	30,830
10584	St Timothy, Wyoming	43,618	53,890	515,798	0	45,231	4,990	2,660	57,766
Conference Totals		\$4,064,684	\$5,532,321	\$63,523,729	\$700,950	\$4,228,771	\$295,584	\$183,971	\$5,236,788
Conference: 02 Southern									
02150*	Mount Moriah, Anna	136,323	163,963	2,710,946	0	120,840	13,632	3,245	149,478
02152	St John, Campbell Hill	69,868	180,976	2,451,464	0	62,350	3,796	369	151,264
02153	St Luke, Campbell Hill	134,542	147,273	4,321,014	0	97,707	18,704	5,148	163,309
02154	Epiphany, Carbondale	241,618	296,902	1,523,586	5,128	205,060	48,324	14,805	280,113
02122	Redeemer, Centralia	27,895	44,806	1,004,075	0	57,453	2,080	0	59,533
02156	Peace, Chester	26,258	29,633	1,018,571	0	10,222	1,200	610	12,936
02155*	St John, Chester	46,836	89,384	0	0	69,986	5,139	2,902	86,233
02157	Mount Calvary, De Soto	73,792	76,322	1,974,633	0	80,701	8,000	663	89,364
02162	Salem Evangelical, Jonesboro	102,993	103,558	326,628	0	82,909	3,600	250	86,759
16161	Our Redeemer, Marion	184,394	219,121	1,099,423	0	143,760	14,206	2,078	184,725

Evangelical Lutheran Church in America
Form A - Congregation Finances as of December 31, 2024

5C Central/Southern Illinois Synod, ELCA

Cong ID	Congregation Name and City	Regular Giving	Total Receipts	Total Assets	Total Indebtedness	Current Operating Expenses	Mission Support	Non-Mission Support	Total Disbursements
10720	Lutheran Church Of The Cross, Metropolis	189,315	205,948	1,773,464	0	171,047	9,880	22,133	217,488
02135 *	Zion, Mount Carmel	46,894	49,846	0	0	49,899	5,814	0	55,713
10737	Prince of Peace, Mount Vernon	47,120	70,838	3,215,216	0	64,134	4,711	0	68,845
02165	First, Murphysboro	43,206	43,206	44,190	0	41,913	1,904	1,945	45,762
02138	Trinity, Olney	143,969	186,997	422,346	0	155,465	9,680	15,020	192,214
02170	St Peter, Steeleville	55,220	58,765	0	0	39,492	7,000	295	46,787
02169	United Evangelical Lutheran Church of Peace, Steeleville	249,079	363,691	4,962,083	0	267,328	18,844	39,165	348,930
02171 *	Zion, Walsh	70,410	73,267	0	0	76,848	10	100	76,958
	Conference Totals	\$1,889,732	\$2,404,496	\$26,847,639	\$5,128	\$1,797,114	\$176,524	\$108,728	\$2,316,411

Conference: 03 East Central

10585	Good Shepherd, Champaign	448,941	474,780	6,042,757	0	326,163	28,160	25,837	391,790
	Grace Evangelical Lutheran Church Of Champaign, Illinois, Champaign	283,536	341,877	7,554,731	0	280,448	27,012	21,374	328,834
02070									
07813 *	St Andrew, Champaign	2,834	47,409	0	0	187,481	0	0	187,481
02071	Bethel, Danville	133,334	153,929	1,313,807	0	150,683	9,500	13,070	231,127
02073	First Evangelical, Decatur	307,415	410,073	722,594	0	272,288	37,780	24,144	398,649
02074	Holy Cross, Decatur	94,892	120,359	2,864,757	0	86,213	5,104	3,269	94,586
10712	Lutheran Church of Mahomet, Mahomet	201,905	269,259	8,226,253	0	266,832	15,920	20,802	308,373
10730 *	Christ, Monticello	155,292	182,386	2,888,080	0	159,081	7,148	12,451	210,388
02086	Grace, Rankin	36,904	43,798	273,071	0	31,977	0	150	32,127
10789 *	St Paul's, Shelbyville	13,224	23,557	1,541,394	0	23,529	0	350	23,879
10807	St Matthew, Urbana	351,867	375,094	3,804,425	204,208	370,522	40,993	40,993	471,820
	Conference Totals	\$2,030,144	\$2,442,521	\$35,231,869	\$204,208	\$2,155,217	\$171,617	\$162,440	\$2,679,054

Conference: 04 West Central

10562	St Paul Evangelical, Altamont	149,922	185,347	669,330	0	162,000	0	28,370	190,370
02120 *	Zion, Batchtown	10,000	10,000	0	0	16,000	0	0	16,000
20042	St Mark, Belleville	228,072	238,154	135,785	0	134,597	21,630	11,672	167,899
02130	Wares Grove, Butler	33,679	38,656	0	0	31,379	1,000	0	32,379
30236	Christ Community Church, ELCA, Columbia	183,345	1,314,016	6,190,588	1,048,986	1,190,292	10,794	12,797	1,302,037
10637	St John, Dorchester	51,488	58,665	636,260	0	39,259	1,500	100	117,859
02134	Zion, Farina	22,592	40,592	61,600	0	25,900	3,000	21,400	50,300
16064 *	Zion, Farmersville	35,000	39,307	1,269,800	0	37,142	1,570	1,000	42,362
02124 *	St Matthew, Fillmore	18,670	21,082	72,397	0	36,626	1,000	0	37,626
10671 *	Zion Evangelical, Gillespie	69,838	84,349	4,773,853	0	47,777	2,000	3,930	123,568
20040	Resurrection, Godfrey	155,731	165,493	1,864,582	0	101,928	2,400	10,594	140,591

Evangelical Lutheran Church in America
Form A - Congregation Finances as of December 31, 2024

5C Central/Southern Illinois Synod, ELCA

Cong ID	Congregation Name and City	Regular Giving	Total Receipts	Total Assets	Total Indebtedness	Current Operating Expenses	Mission Support	Non-Mission Support	Total Disbursements
02129	St Paul, Hillsboro	167,389	217,301	0	0	177,736	7,500	32,221	219,293
02131 *	St Luke, Irving	6,941	6,941	0	0	15,003	0	0	15,003
02104	Faith, Jacksonville	218,980	399,737	2,386,224	537,000	245,334	21,078	17,800	371,397
02133	Mount Zion, Litchfield	71,392	86,165	2,775,400	0	66,022	1,700	6,452	74,174
10709	Trinity, Litchfield	46,741	64,050	736,831	0	28,674	6,884	5,307	40,865
02174	Our Lord's, Maryville	296,942	376,512	2,844,355	90,000	273,223	28,080	27,675	428,022
20062	St Martin Of Tours, Mascoutah	49,843	49,843	1,216,272	0	69,433	2,030	0	71,463
10734	Zion, Mount Olive	122,578	160,657	3,512,364	0	326,485	2,400	2,120	331,005
10741	Immanuel, New Douglas	69,705	82,537	2,360,528	0	124,712	6,333	4,436	135,481
02136 *	Mount Zion, Nokomis	4,333	15,497	31,597	0	13,500	250	0	13,750
16063	Faith, O Fallon	1,696,575	2,666,007	11,773,084	1,005,000	595,570	53,798	89,829	2,785,515
10791	Zion, Shipman	45,477	138,550	2,231,234	0	60,527	4,535	1,930	67,651
02116	Grace, Springfield	50,641	136,853	1,183,352	0	497,864	34,927	22,123	554,914
31217	Peace, Springfield	220,836	298,749	3,491,199	0	245,799	19,173	20,116	285,088
02118	St John, Springfield	1,253,680	1,253,680	0	0	1,074,445	111,305	0	1,185,750
02148	St James, Vandalia	123,615	150,759	2,180,000	0	153,907	5,000	1,340	160,247
	Conference Totals	\$5,404,005	\$8,299,499	\$52,396,635	\$2,680,986	\$5,791,134	\$349,887	\$321,212	\$8,960,609

Conference: 05 Northeast

10565	St John, Anchor	123,148	192,255	2,457,353	0	178,240	7,300	10,960	210,150
02069	St John, Bloomington	1,456,842	1,913,440	13,903,969	5,120,744	1,294,129	107,000	61,752	1,807,401
10694 *	American, Bourbonnais	196,950	352,588	3,644,314	300,000	414,999	7,027	3,500	525,367
20043	Our Savior, Bradley	82,187	102,233	537,839	0	103,366	8,941	1,787	114,194
10586	St Paul, Chatsworth	77,942	81,862	225,012	2,100	63,031	0	900	68,880
10587	Trinity, Chenoa	69,262	78,160	1,253,160	0	50,105	4,000	1,520	72,280
10624	Zion, Clifton	103,753	128,213	5,091,092	0	103,705	13,108	4,145	143,316
10627	Immanuel, Colfax	109,462	112,497	0	0	107,876	13,160	22,174	143,210
10628 *	Community, Cornell	45,406	65,994	99,911	0	63,345	2,000	4,381	69,726
10630	St Peter, Crescent City	84,338	87,950	1,621,363	0	98,241	3,480	1,736	103,457
02075	St Peter, Dwight	60,298	74,071	4,561,829	0	73,783	2,280	1,640	77,703
10653	Trinity, Fairbury	58,826	58,826	2,385,375	0	58,173	834	1,725	60,732
10655	St Petri, Flanagan	147,481	204,590	6,141,245	0	265,168	1,280	19,473	297,211
10657	St Paul, Forrest	136,299	137,214	214,266	0	142,960	915	21,400	165,275
10669	American Evangelical, Gibson City	99,763	121,241	1,695,369	0	124,921	1,220	634	126,775
10647 *	Pontoppidan, Gibson City	23,413	23,563	0	0	21,588	0	0	29,940
10672	St Pauls, Gilman	160,816	193,695	1,077,374	0	147,872	18,181	6,815	191,949
10742	Our Saviour, Normal	187,805	187,805	3,246,550	0	174,166	8,495	4,639	257,041
10768	St Paul, Pontiac	137,697	144,418	2,692,878	0	157,685	13,999	4,040	175,724

Evangelical Lutheran Church in America
Form A - Congregation Finances as of December 31, 2024

5C Central/Southern Illinois Synod, ELCA

Cong ID	Congregation Name and City	Regular Giving	Total Receipts	Total Assets	Total Indebtedness	Current Operating Expenses	Mission Support	Non-Mission Support	Total Disbursements
10772	St Paul, Roberts	94,588	94,588	0	0	124,417	2,250	0	126,667
10793	St John, Sibley	56,336	57,400	1,059,158	0	53,337	1,064	1,702	56,103
	Conference Totals	\$3,512,612	\$4,412,603	\$51,908,057	\$5,422,844	\$3,821,107	\$216,534	\$174,923	\$4,823,101
Conference: 06 Northwest									
02095*	St Peter, Arenzville	79,877	197,188	0	0	124,246	5,450	6,466	154,868
10570	Faith, Augusta	29,053	38,558	1,023,830	0	31,752	1,216	2,088	35,056
02096	First, Beardstown	127,533	183,378	1,920,514	0	198,035	13,202	2,058	213,518
02098	St John, Bluff Springs	29,884	33,216	122,715	0	35,412	1,000	1,415	37,827
02097*	St John, Bluffs	31,799	31,799	102,744	0	29,716	1,128	300	31,144
10583	Immanuel, Carthage	121,034	149,415	1,073,698	0	122,413	2,189	10,650	135,252
02100	Trinity, Carthage	111,393	201,172	0	0	146,517	9,517	13,759	181,793
10625*	St Peter, Coatsburg	90,655	96,467	366,039	0	123,426	3,000	5,812	139,618
10675	Immanuel, Golden	100,482	148,432	823,768	0	155,620	0	0	155,620
02106*	Zion, Liberty	32,374	32,374	184,940	0	61,084	0	0	61,084
02107	Trinity, Macomb	184,113	201,244	936,671	274,960	121,703	10,275	7,493	189,737
02108	Salem, Mendon	38,987	38,987	24,285	0	49,788	0	1,252	51,040
02113	Christ, Quincy	228,257	301,316	3,962,932	0	213,734	8,088	14,344	281,820
02114	Luther Memorial, Quincy	175,935	187,080	9,002,975	0	303,986	11,377	0	315,363
02119*	Grace, Virginia	29,337	64,202	0	0	74,008	0	3,469	78,977
	Conference Totals	\$1,410,713	\$1,904,828	\$19,545,111	\$274,960	\$1,791,440	\$66,442	\$69,106	\$2,062,717
	Synod Totals	\$18,311,890	\$24,996,268	\$249,453,040	\$9,289,076	\$19,584,783	\$1,276,588	\$1,020,380	\$26,078,680

5C Central/Southern Illinois Synod, ELCA

Summary of Membership Statistics Totals -- End of Year	2023	2024	Change	Percent	Analysis of Attendance	2023	2024
Congregations	116	116	0	0.00	Avg. # weeks congregations worshipped (on-site)	45	45
Congregations - Organized	116	116	0	0.00	Avg. # weeks congregations worshipped (online)	25	28
Congregations - Under Development	0	0	0	---	Total avg. weekly worship attendance (on-site)	5,855	5,742
Congregations - Filed Form A	92	92	0	0.00	Total avg. weekly worship attendance (online)	2,286	2,340
Baptized Members	29,649	28,102	-1,547	-5.22	Avg. att. per congregation (on-site)	54	53
Average Baptized Members per Congregation	256	242	-13	-5.22	Avg. att. per congregation (online)	39	37
Confirmed Members	23,435	22,606	-829	-3.54	Average att. as a percentage of baptized membership (on-site)	19.75	20.43
Average Confirmed Members per Congregation	204	195	-9	-4.37	Average att. as a percentage of baptized membership (online)	7.71	8.33
Analysis of Membership Gains and Losses							
Baptized Members -- Received							
By Baptism - Children Under Age 16	177	161	-16	-9.04			
By Baptism - Adults Age 16 and Older	21	17	-4	-19.05			
By Affirmation of Faith	184	154	-30	-16.30			
By Transfer	191	149	-42	-21.99			
From Other Sources and Stat Adjs	16	51	35	218.75			
Baptized Members -- Total Received	589	532	-57	-9.68			
Baptized Members -- Removed							
By Death	398	362	-36	-9.05			
By Transfer	162	133	-29	-17.90			
For Other Reasons and Stat Adjs	1,931	1,670	-261	-13.52			
Baptized Members -- Total Removed	2,491	2,165	-326	-13.09			
Baptized Members Confirmed	144	106	-38	-26.39			
Active Participants	14,507	12,792	-1,715	-11.82			

5C Central/Southern Illinois Synod, ELCA

Summary of Financial Statistics	2023	2024	Change	Percent	Statistical Analysis	
Totals -- End of Year					Averages per Congregation Reporting	
Total Receipts	24,426,878	24,996,268	569,390	2.33	Total Receipts (/116)	215,485.07
Total Disbursements **	25,295,269	26,078,680	783,411	3.10	Total Disburse (/116)	224,816.21
Total Indebtedness on Dec 31	11,174,257	9,289,076	-1,885,181	-16.87	Total Indebtedness (/11)	844,461.45
Projected Mission Support	1,168,572	1,171,259	2,687	0.23		
Average Total Giving / Bapt Member	707.09	749.37	42.28	5.98	Percent Congs With No Debt	90.52
Average Total Giving / Conf Member	894.58	931.55	36.97	4.13		
Detail of Financial Statistics - Receipts						
Regular Giving	17,819,544	18,311,890	492,346	2.76		
Designated Giving	3,144,983	2,746,797	-398,186	-12.66		
Earned Income (any source)	1,311,135	953,922	-357,213	-27.24		
Grants (any source)	136,095	192,962	56,867	41.78		
All Other Receipts	2,015,121	2,790,697	775,576	38.49		
Detail of Financial Statistics - Disbursements					Percent of Total Disbursements	
Current Operating Expenses	18,991,017	19,584,783	593,766	3.13	Current Operating Expenses	75.10
Capital Improvements	1,928,859	2,813,675	884,816	45.87	Capital Improvements	10.79
Payments on Debts	1,239,514	1,004,309	-235,205	-18.98	Payments on Debts	3.85
Mission Support	1,214,943	1,276,588	61,645	5.07	Mission Support	4.90
Other Synod Benevolence	154,575	109,821	-44,754	-28.95	Other Synod Benevolence	0.42
Other CWO Benevolence	126,884	99,902	-26,982	-21.27	Other CWO Benevolence	0.38
Benevolence - Another Country	74,850	67,889	-6,961	-9.30	Benevolence - Another Country	0.26
Benevolence - Camps	11,017	5,913	-5,104	-46.33	Benevolence - Camps	0.02
Benevolence - Campus Ministry	18,111	19,313	1,202	6.64	Benevolence - Campus Ministry	0.07
Benevolence - Colleges	4,000	4,000	0	0.00	Benevolence - Colleges	0.02
Benevolence - Seminaries	7,005	8,636	1,631	23.28	Benevolence - Seminaries	0.03
Benevolence - Social Service	205,077	224,525	19,448	9.48	Benevolence - Social Service	0.86
Benevolence - Direct Recipient	623,677	480,381	-143,296	-22.98	Benevolence - Direct Recipient	1.84
Subtotal Non-Mission Supt Benev	1,225,196	1,020,380	-204,816	-16.72	Subtotal Non-Mission Supt Benev	3.91
Other Expenses & Realized Losses	695,740	378,945	-316,795	-45.53	Other Expenses & Realized Losses	1.45

** Total Disbursements may not equal the sum of the disbursements details reported due to previous data not being included in the detail listing.

5C Central/Southern Illinois Synod, ELCA

Congregations Reporting Ethnic Active Participants					Percent of Congregations Reporting Ethnic Active Participants	
	2023	2024	Change	Percent		
African American/Black	27	27	0	0.00	African American/Black	23.28
African National/African Caribbean	5	4	-1	-20.00	African National/African Caribbean	3.45
American Indian/Alaska Native	3	4	1	33.33	American Indian/Alaska Native	3.45
Arab/Middle Eastern	6	4	-2	-33.33	Arab/Middle Eastern	3.45
Asian/Pacific Islander	18	18	0	0.00	Asian/Pacific Islander	15.52
Latino/Hispanic	16	14	-2	-12.50	Latino/Hispanic	12.07
Multiracial	27	26	-1	-3.70	Multiracial	22.41
White	113	107	-6	-5.31	White	92.24

Total Ethnic Active Participants					Percent Ethnic Active Participants	
	2023	2024	Change	Percent		
African American/Black	123	245	122	99.19	African American/Black	1.99
African National/African Caribbean	14	32	18	128.57	African National/African Caribbean	0.26
American Indian/Alaska Native	4	5	1	25.00	American Indian/Alaska Native	0.04
Arab/Middle Eastern	35	13	-22	-62.86	Arab/Middle Eastern	0.11
Asian/Pacific Islander	56	53	-3	-5.36	Asian/Pacific Islander	0.43
Latino/Hispanic	52	37	-15	-28.85	Latino/Hispanic	0.30
Multiracial	128	80	-48	-37.50	Multiracial	0.65
White	14,238	11,852	-2,386	-16.76	White	96.22

5C Central/Southern Illinois Synod, ELCA

(92 Congs Filed)

C31 Languages in which Liturgies are Regularly Conducted

Amharic	Estonian	Lao	Swahili
Anyuak	Finnish 1	Latvian	Swedish
Arabic	French	Maban	Tagalog
Batak	German	Mandarin	Taiwanese
Burmese	Haitian	Navajo	Tamil
Cambodian	Hmong	Norwegian	Telugu
Cantonese	Hungarian	Nuer	Thai
Cherokee	Indonesian	Oromo	Tigrinya
Creole	Inupiat	Paiute	Ukrainian
Czech	Japanese	Portuguese	Urdu
Danish	Kiswahili	Sign 1	Vietnamese
Dinka	Korean	Slovak	
English 115	Lakotah	Spanish	

C32 Disability Assistance Provided

Wheelchair Accessibility	100
Braille Worship Materials	2
Large Print Worship Materials	77
Assistive Hearing Devices	47
Sign Language Interpreters	4
Mental Health Ministries	3
Ministry with People with Developmental Disabilities	8
Specialized Faith Formation for Children or Adults (ADHD, autism, dyslexia, etc.)	4
No Response to Any	9

Evangelical Lutheran Church in America
Summary of Congregations That Did Not File 2024 Report Form A

5C Central/Southern Illinois Synod, ELCA

Last Year Filed	Cong ID	Cong Status	Baptized Members	Congregation Name	City, State	Minister	Phone
2016	02120	Org	54	Zion	Batchtown, IL		(314)773-9055
2017	02119	Org	205	Grace	Virginia, IL		(217)452-7262
2018	02095	Org	188	St Peter	Arenzville, IL		(217)997-2289
2018	02155	Org	137	St John	Chester, IL		(618)826-3397
2018	10647	Org	79	Pontoppidan	Gibson City, IL		(217)749-2890
2018	10697	Org	173	St John	Lacon, IL		(309)246-7075
2019	02171	Org	154	Zion	Walsh, IL		(618)774-2424
2020	02124	Org	33	St Matthew	Fillmore, IL		(217)538-2535
2020	16064	Org	154	Zion	Farmersville, IL		(217)227-4191
2021	02090	Org	89	First	Varna, IL		(309)256-4993
2021	02131	Org	14	St Luke	Irving, IL		(217)533-4468
2021	02136	Org	27	Mount Zion	Nokomis, IL		(217)563-2043
2021	10789	Org	36	St Paul's	Shelbyville, IL		(217)774-2015
2022	10671	Org	432	Zion Evangelical	Gillespie, IL	Zachary T. Krampien	(217)839-2500
2023	02092	Org	217	Bethany	Wenona, IL		(815)853-4023
2023	02097	Org	74	St John	Bluffs, IL		
2023	02106	Org	57	Zion	Liberty, IL	Jeffrey K. Corson	
2023	02135	Org	46	Zion	Mount Carmel, IL		(618)262-5583
2023	02150	Org	228	Mount Moriah	Anna, IL	Mark D. Hasty	(618)833-5234
2023	07813	Org	31	St Andrew	Champaign, IL	Jonathan R. Fry	(217)344-1593
2023	10625	Org	178	St Peter	Coatsburg, IL	Patricia G. Reep	(217)455-2160
2023	10628	Org	109	Community	Cornell, IL	Richard A. Likeness	(815)358-2230
2023	10694	Org	513	American	Bourbonnais, IL	Patrick M. Jenkins	(815)932-7515
2023	10730	Org	252	Christ	Monticello, IL	Julia C. Rademacher	(217)762-5826

Synod Total: 24 Congregation(s)