

2024

# Synod Data Toolkit

Texas-Louisiana Gulf Coast  
Synod (4F)

Office of the Secretary  
December 2025



Evangelical  
Lutheran Church  
in America

This page intentionally left blank.

# Table of Contents

**03**

Synod Summary

**#**

Baptisms by Congregation

**05**

Synod Trend Tables & Charts

**#**

Congregation Reports

**18**

Baptized Members, Average  
Attendance, and Active  
Participants

## Summary of Membership, Participation, and Attendance

### 4F - Texas-Louisiana Gulf Coast

**Baptized membership** has declined 28% over the past eight years, changing from 33,844 in 2017 to 24,223 in 2024. Over this same time period, the overall ELCA baptized membership decreased 23%.

Since 2017, **active participation** has shrunk 44%, moving from 26,396 to 14,875 with a rise of 179 in the most recent year. When looking at participation changes between 2020 and 2024 there was a 21% decrease. Since 2017, active participation in the ELCA overall has decreased by 38% (approximately 5% per year). Since 2020, active participation has decreased at a slightly slower rate of 16% (approximately 4% per year).

**In-person worship attendance** has declined 42% from 10,422 in 2017 to 6,018 in 2024. Some of this decline is made up by attenders worshiping online (4,022 in 2024). It is important to note that beginning in 2020, congregations were asked specifically about their in-person and online worship attendance separately. In-person worship attendance has increased 49% since 2020 from 4,042 to 6,018 in 2024. Since 2020, the overall ELCA in-person worship attendance increased 30% from 404,611 to 525,792 in 2024.

## Summary of Finances

### 4F - Texas-Louisiana Gulf Coast

**Regular giving** has decreased by 17% since 2017, moving from \$26,511,485 in 2017 to \$22,100,256 in 2024. Over this period, inflation was 28%. Since 2020, regular giving has decreased by 6% in the synod and decreased by 2.5% in the ELCA overall; inflation was 21% during this time period.

**Mission support** has decreased 25% since 2017, from \$1,345,846 to \$1,003,419 in 2024. The ELCA overall experienced a 12% decline over the same period. Since 2020, mission support has decreased by 19% in the synod and decreased by 7% in the ELCA overall.

**Operating expenses** have decreased by 8%, standing at \$26,128,763 in 2024 compared to \$28,348,319 in 2017. They have increased by 4% for the ELCA overall during this time. Since 2020, operating expenses have decreased by 3% in the synod and increased 8% in the ELCA overall.

# Synod Trend Tables and Charts

- Synod Trend Tables
- Synod Trend Charts
- Congregations by Size
- Growth & Decline Tables

# Annual Congregation Report

## Trends for 4F - Texas-Louisiana Gulf Coast

	2017	2018	2019	2020	2021	2022	2023	2024
<b>Number of Organized Congregations</b>	105	106	106	101	97	96	95	92
<b>Baptized Membership</b>	33,844	33,203	32,082	30,345	28,357	26,522	25,948	24,223
<b>Members Received By:</b>								
Baptism: Children	334	335	349	216	235	236	249	217
Baptism: Adults	53	34	49	52	31	18	37	47
Affirmation of Faith	505	482	524	246	162	288	351	414
Transfer	322	378	338	195	269	375	346	290
Other and Statistical Adjustment	122	179	113	48	58	125	158	73
<b>Members Removed By:</b>								
Death	338	357	345	335	366	381	316	309
Transfer	320	242	298	259	244	269	197	320
Other and Statistical Adjustment	1,116	1,242	1,696	2,063	1,245	1,640	1,273	1,774
<b>Baptized Members Confirmed</b>	312	221	265	218	176	155	170	216
<b>Confirmed Members</b>	27,497	27,155	26,008	24,962	23,244	21,884	21,597	20,094
<b>Active Participants</b>	26,396	23,678	21,149	18,798	16,100	15,361	14,696	14,875
<b>Average Attendance</b>	10,422	10,395	10,149	Not collected	Not collected	Not collected	Not collected	Not collected
<b>Average Attendance - On-site</b>				4,042	4,294	5,493	5,771	6,018
<b>Average Attendance - Online</b>				9,601	4,563	4,317	3,674	4,022
<b>Racial/Ethnic Composition of Active Participants</b>								
African American/Black	542	548	388	339	330	330	405	437
African National/African Caribbean	103	90	88	91	71	57	80	81
American Indian/Alaska Native	15	14	12	7	5	9	18	19
Arab/Middle Eastern	33	36	44	40	37	41	62	47
Asian/Pacific Islander	261	249	236	228	219	113	179	205
Multi-Racial/Multi-Ethnic	589	601	284	276	262	261	310	417
Other	538	332	Omitted	Omitted	Omitted	Omitted	Omitted	Omitted
Hispanic/Latino	1,020	1,135	1,229	1,089	957	849	852	1,064
White	21,833	19,901	18,197	16,716	14,133	13,575	12,704	12,511

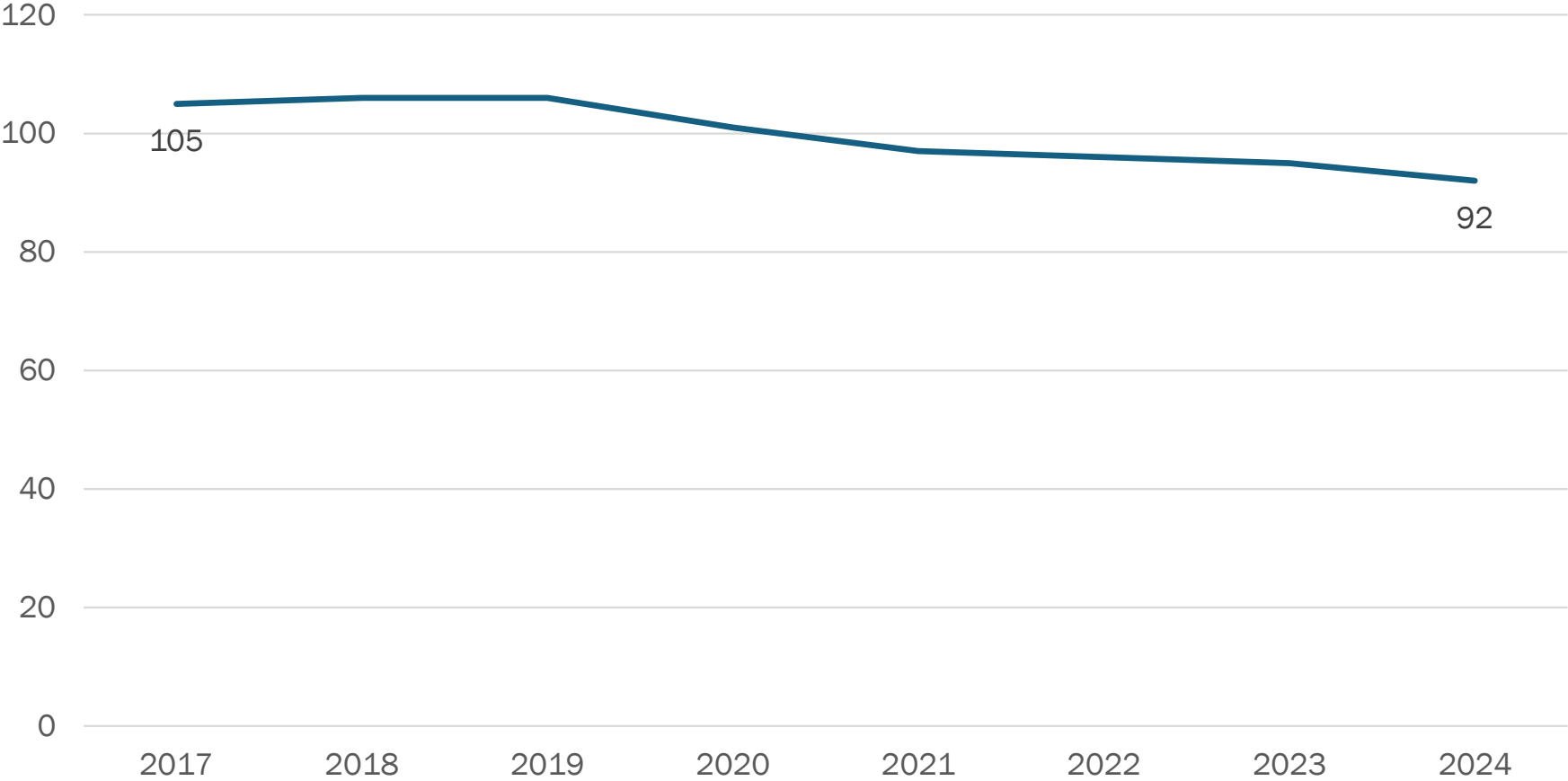
# Annual Congregation Report

## Trends for 4F - Texas-Louisiana Gulf Coast

	2017	2018	2019	2020	2021	2022	2023	2024
<b>Regular Giving by Members</b>	\$26,511,485	\$26,243,539	\$25,567,747	\$23,525,858	\$23,408,488	\$23,463,693	\$22,473,923	\$22,100,256
<b>Designated Giving by Members</b>	\$4,174,671	\$5,320,718	\$6,326,768	\$5,278,752	\$6,369,064	\$4,984,651	\$4,615,316	\$4,771,955
<b>Earned Income (any source)</b>	\$2,671,496	\$1,482,700	\$4,749,604	\$1,487,459	\$3,914,626	\$7,435,955	\$1,777,974	\$2,151,039
<b>Grants &amp; Partnership Support</b>	\$338,945	\$471,862	\$341,783	\$982,391	\$949,672	\$1,111,102	\$1,196,797	\$398,840
<b>Other Receipts</b>	\$2,724,624	\$2,135,731	\$1,991,161	\$8,886,642	\$7,635,285	\$3,035,219	\$4,970,663	\$2,588,143
<b>Total Receipts</b>	\$36,421,221	\$35,654,550	\$38,977,063	\$40,161,102	\$42,277,135	\$40,030,620	\$35,034,673	\$32,010,233
<b>Total Indebtedness</b>	\$23,907,503	\$20,826,470	\$17,869,093	\$16,358,791	\$14,277,136	\$9,517,119	\$6,361,950	\$6,119,434
<b>Intended Mission Support</b>	\$1,309,685	\$1,282,420	\$1,364,382	\$1,522,966	\$1,297,340	\$1,006,999	\$2,327,852	\$1,201,007
<b>Current Operating Expenses</b>	\$28,348,319	\$27,140,082	\$29,862,796	\$26,810,428	\$26,301,711	\$27,031,122	\$26,057,304	\$26,128,763
<b>Capital Improvements</b>	\$1,572,487	\$1,283,883	\$1,324,166	\$1,518,887	\$2,357,997	\$2,782,814	\$2,622,337	\$1,495,263
<b>Payments on Debt</b>	\$2,823,969	\$2,953,223	\$3,102,576	\$3,340,807	\$1,960,963	\$5,624,195	\$840,971	\$954,325
<b>Mission Support</b>	\$1,345,846	\$1,306,325	\$1,329,289	\$1,233,010	\$1,159,146	\$1,150,300	\$1,033,423	\$1,003,419
as % of Total Disbursements	3.71	3.76	3.49	3.31	3.08	2.72	3.13	3.16
as % of Regular Giving	5.08	4.98	5.20	5.24	4.95	4.90	4.60	4.54
<b>Other Benevolence sent directly:</b>								
To the synod	\$296,040	\$254,444	\$195,318	\$299,854	\$278,013	\$431,771	\$250,300	\$95,446
To the churchwide organization	\$126,147	\$64,356	\$175,775	\$66,573	\$76,147	\$92,753	\$31,769	\$69,180
For activity in another country	\$139,968	\$137,928	\$171,462	\$157,494	\$192,482	\$194,369	\$237,260	\$266,316
To camps	\$45,507	\$56,141	\$35,268	\$39,722	\$91,676	\$84,170	\$122,108	\$70,230
To colleges	\$23,973	\$11,535	\$10,385	\$11,051	\$8,456	\$4,321	\$4,257	\$4,733
To seminaries	\$29,343	\$35,912	\$22,663	\$22,220	\$5,800	\$10,291	\$8,220	\$5,760
To social service organizations	\$186,849	\$180,875	\$232,022	\$330,625	\$390,295	\$413,467	\$333,771	\$228,406
To campus ministry	\$40,205	\$52,536	\$30,212	\$21,516	\$30,308	\$43,489	\$54,803	\$55,302
All other benevolence	\$508,652	\$550,372	\$760,954	\$497,398	\$446,169	\$247,120	\$478,639	\$281,978
<b>Non-mission support benevolence</b>	\$1,396,684	\$1,344,099	\$1,634,059	\$1,446,453	\$1,519,346	\$1,521,751	\$1,521,127	\$1,077,351
<b>Other expenses</b>	\$763,773	\$681,005	\$793,123	\$2,933,190	\$4,279,492	\$4,189,839	\$941,050	\$1,056,002
<b>Sum of Disbursements</b>	\$36,251,078	\$34,708,617	\$38,046,009	\$37,282,775	\$37,578,655	\$42,300,021	\$33,016,212	\$31,715,123

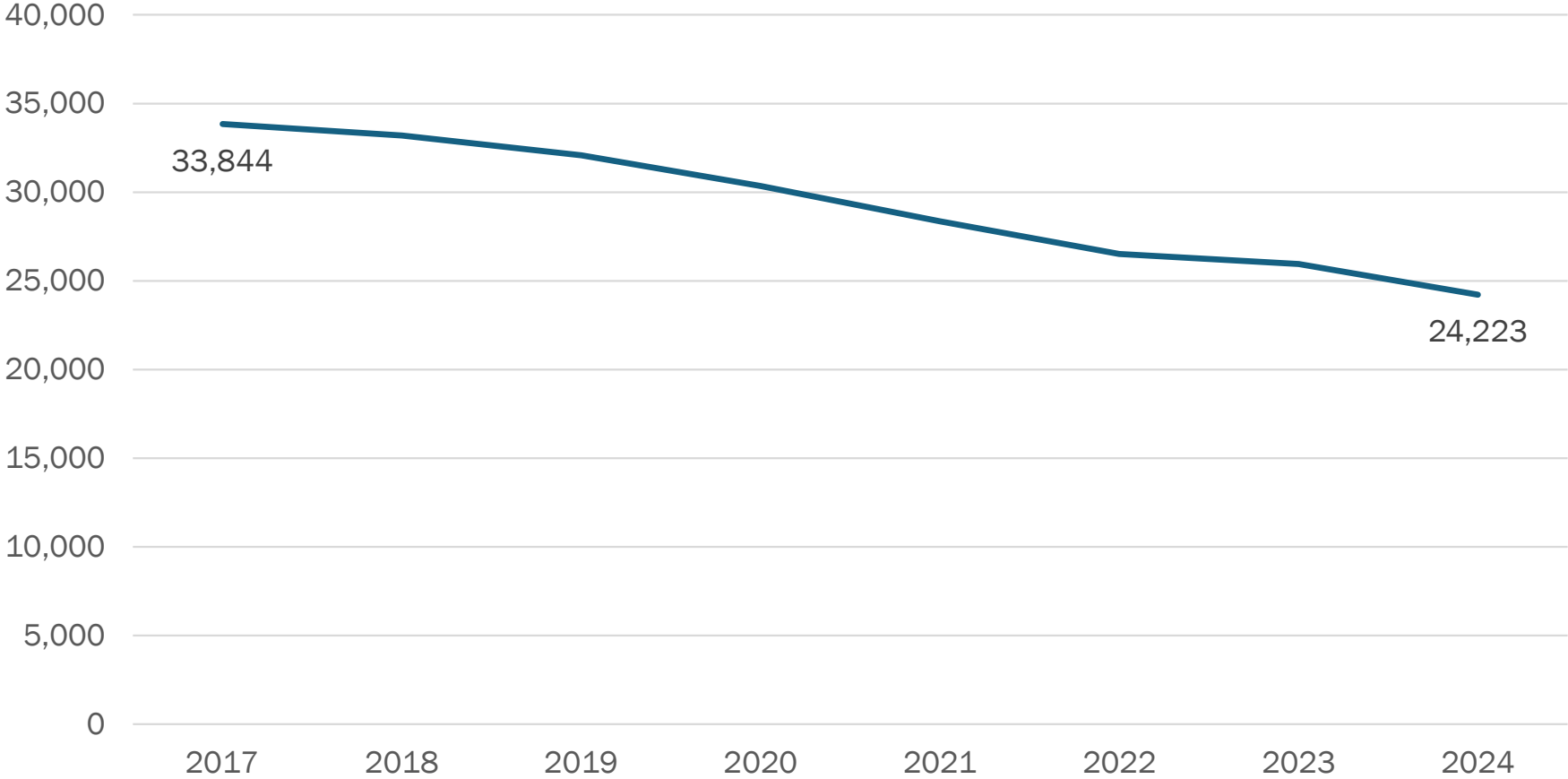
# Number of Organized Congregations (2017-2024)

## 4F - Texas-Louisiana Gulf Coast



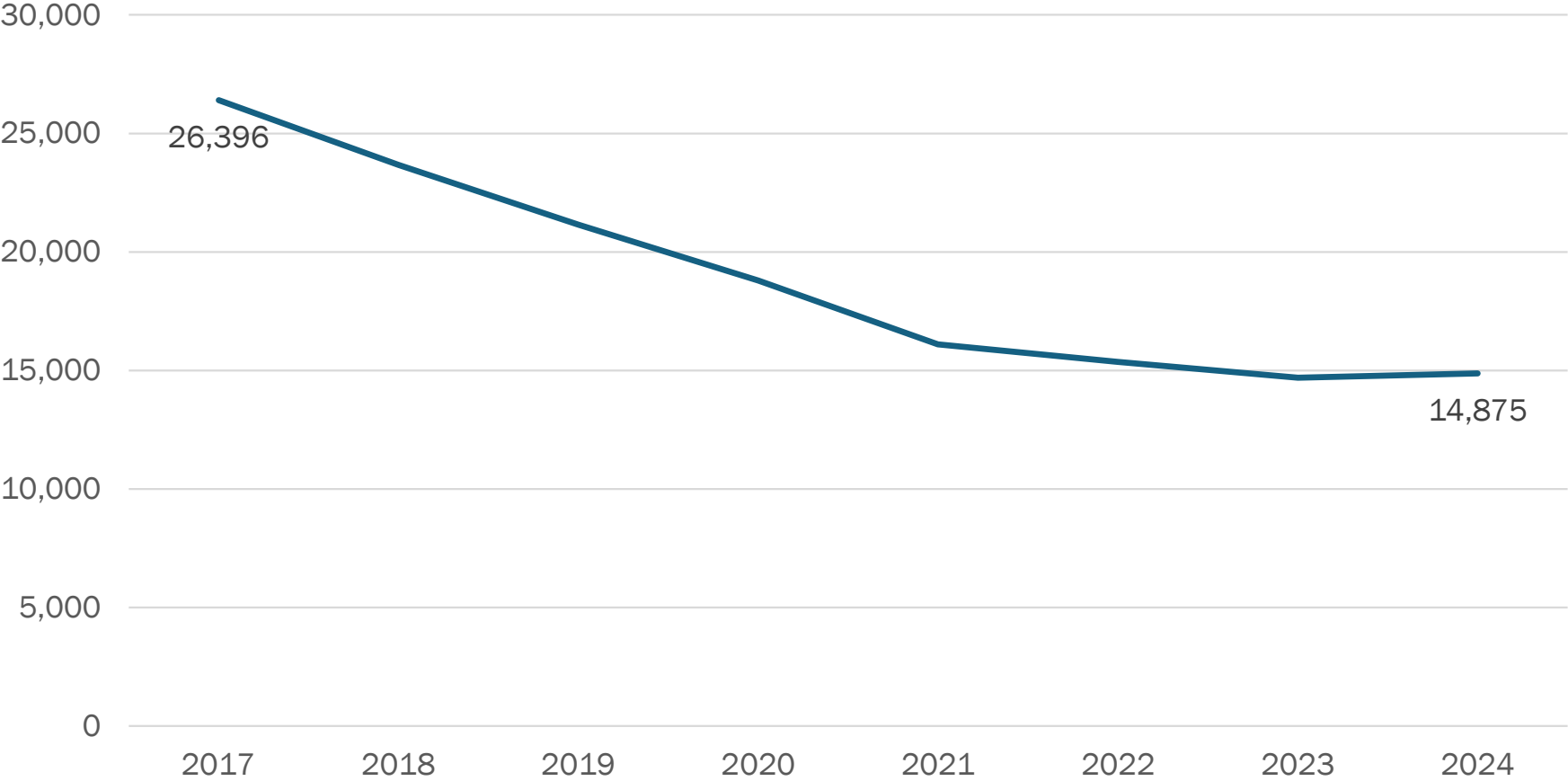
# Baptized Membership (2017-2024)

4F - Texas-Louisiana Gulf Coast



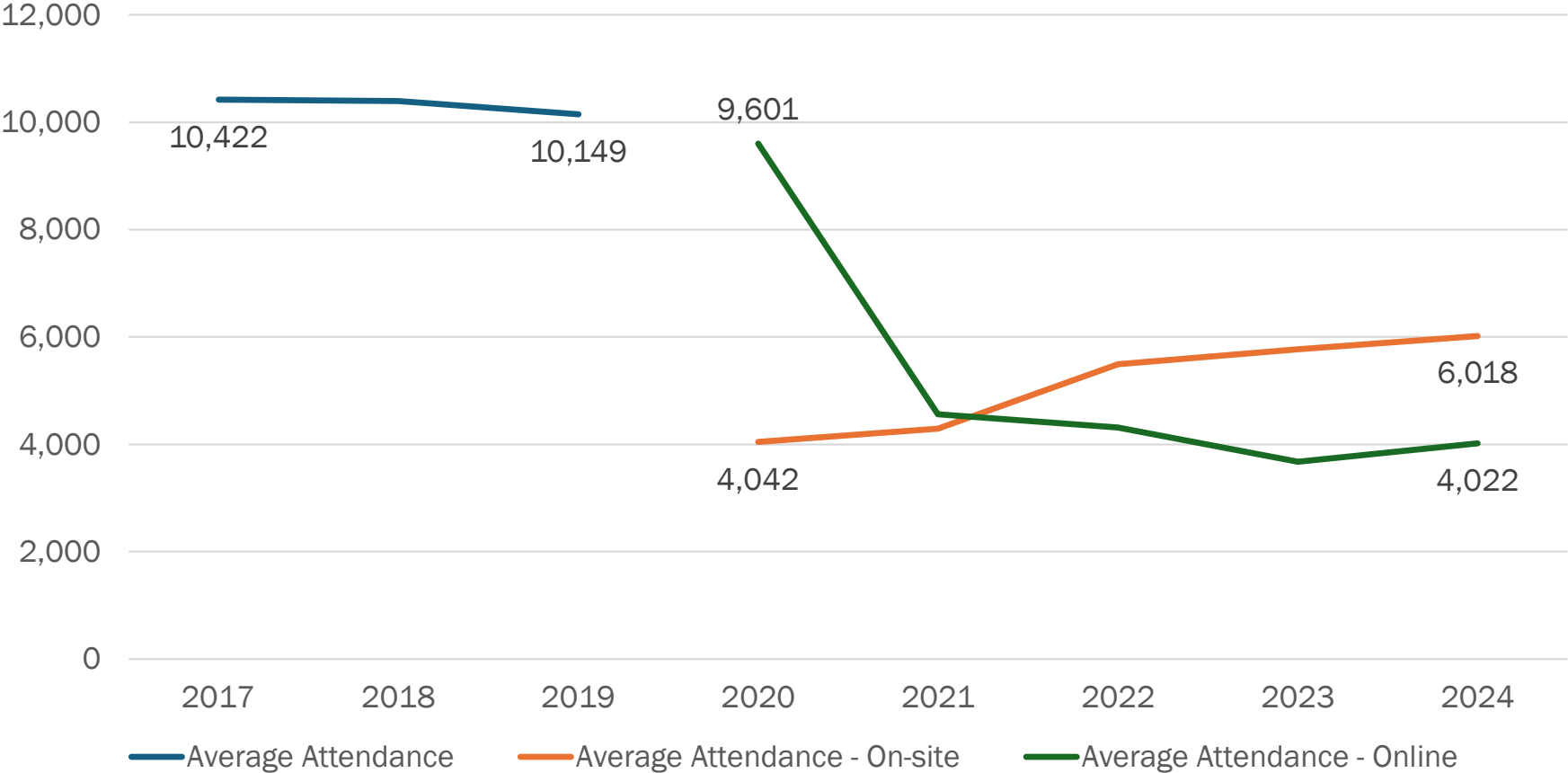
# Active Participants (2017-2024)

## 4F - Texas-Louisiana Gulf Coast



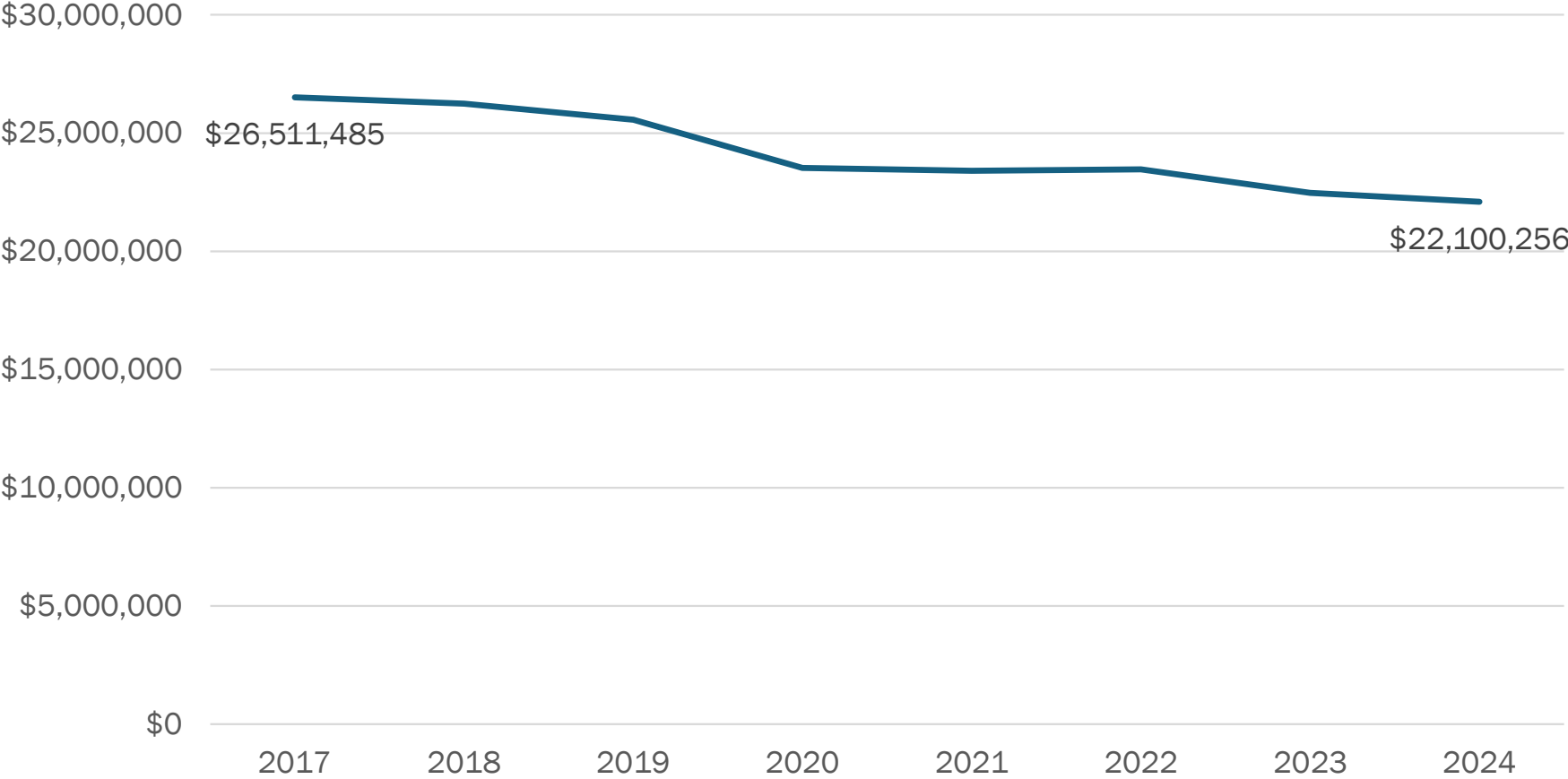
# Worship Attendance (2017-2024)

## 4F - Texas-Louisiana Gulf Coast



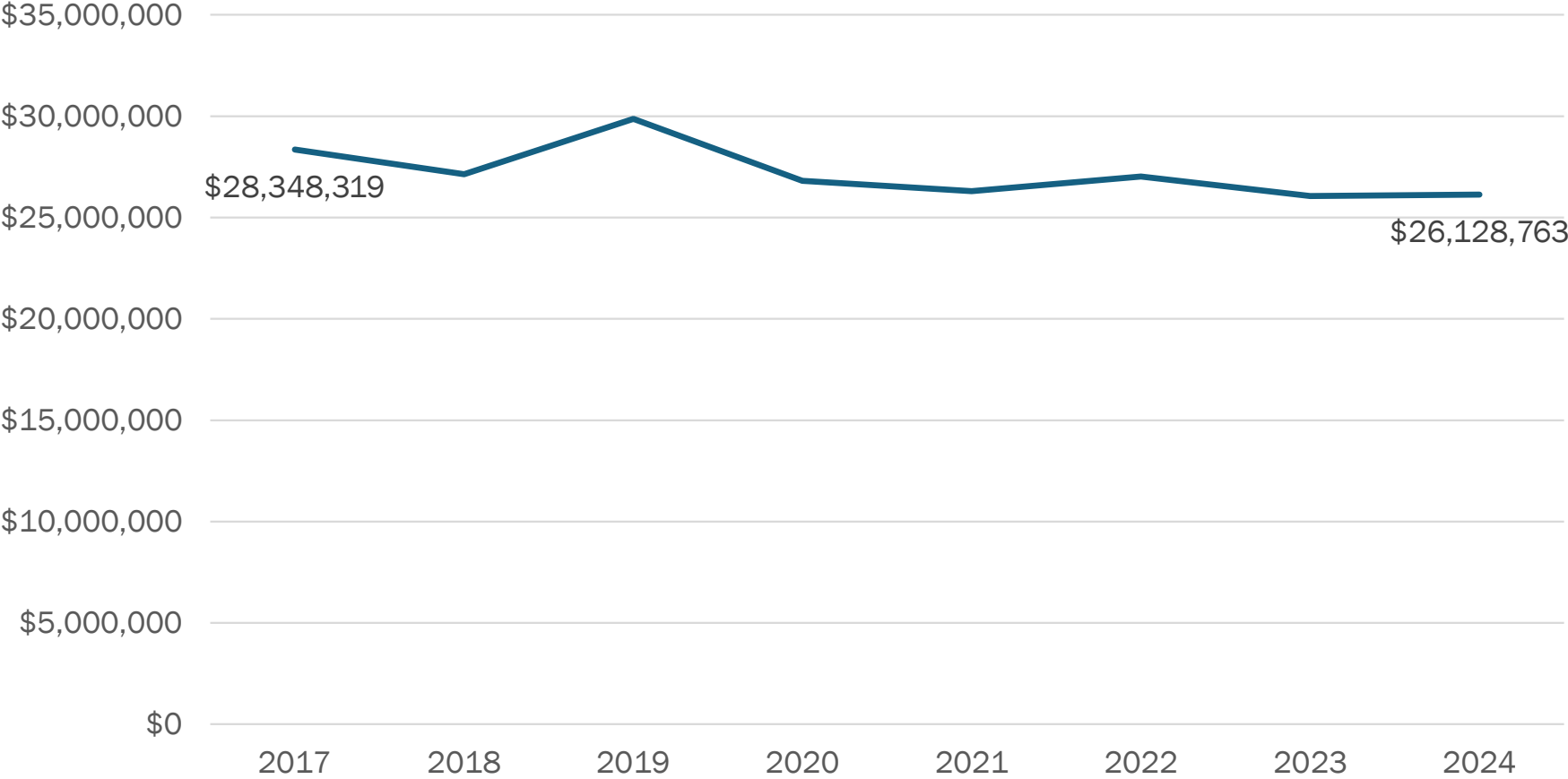
# Regular Giving by Members (2017-2024)

## 4F - Texas-Louisiana Gulf Coast



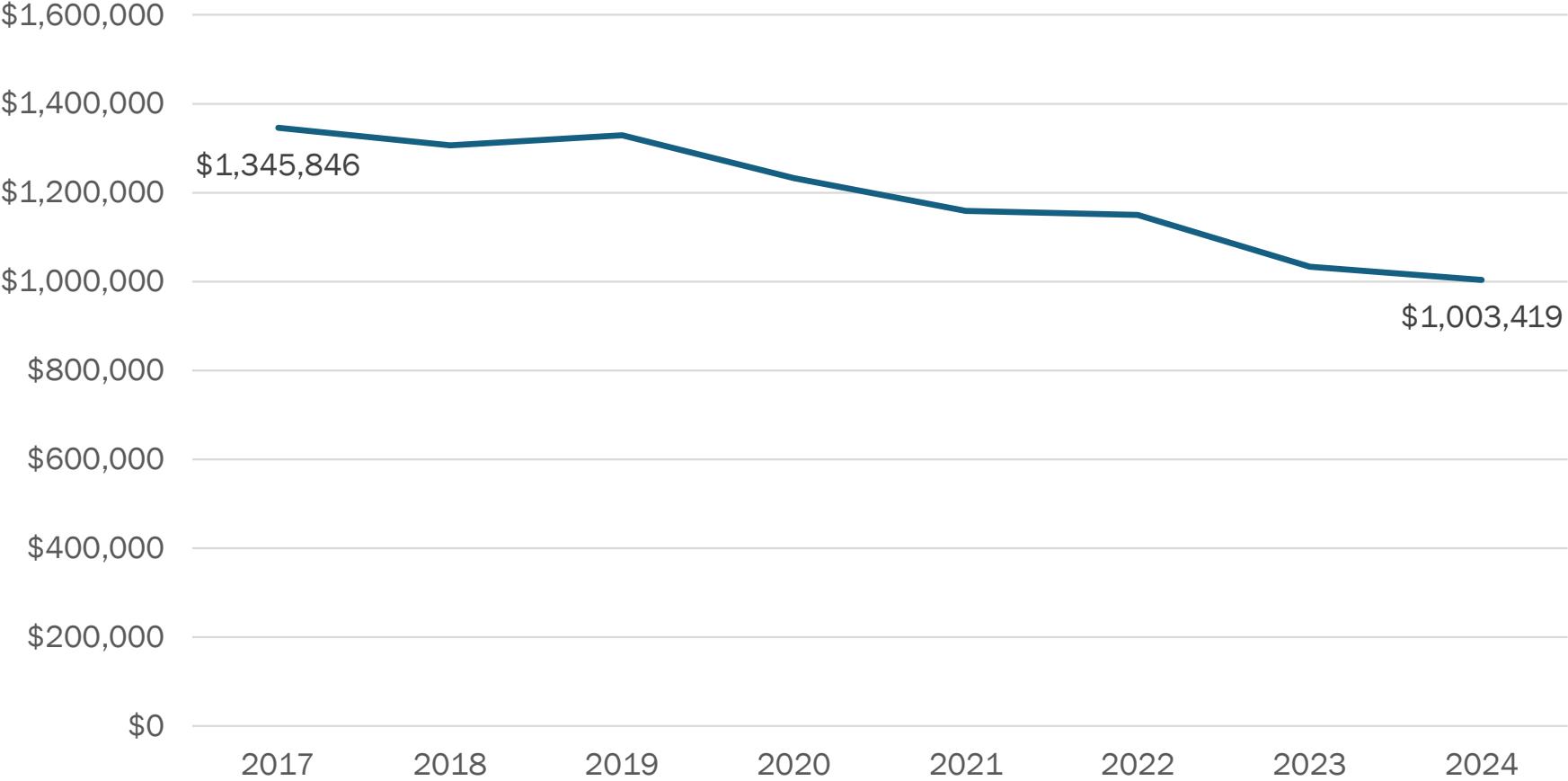
# Current Operating Expenses (2017-2024)

## 4F - Texas-Louisiana Gulf Coast



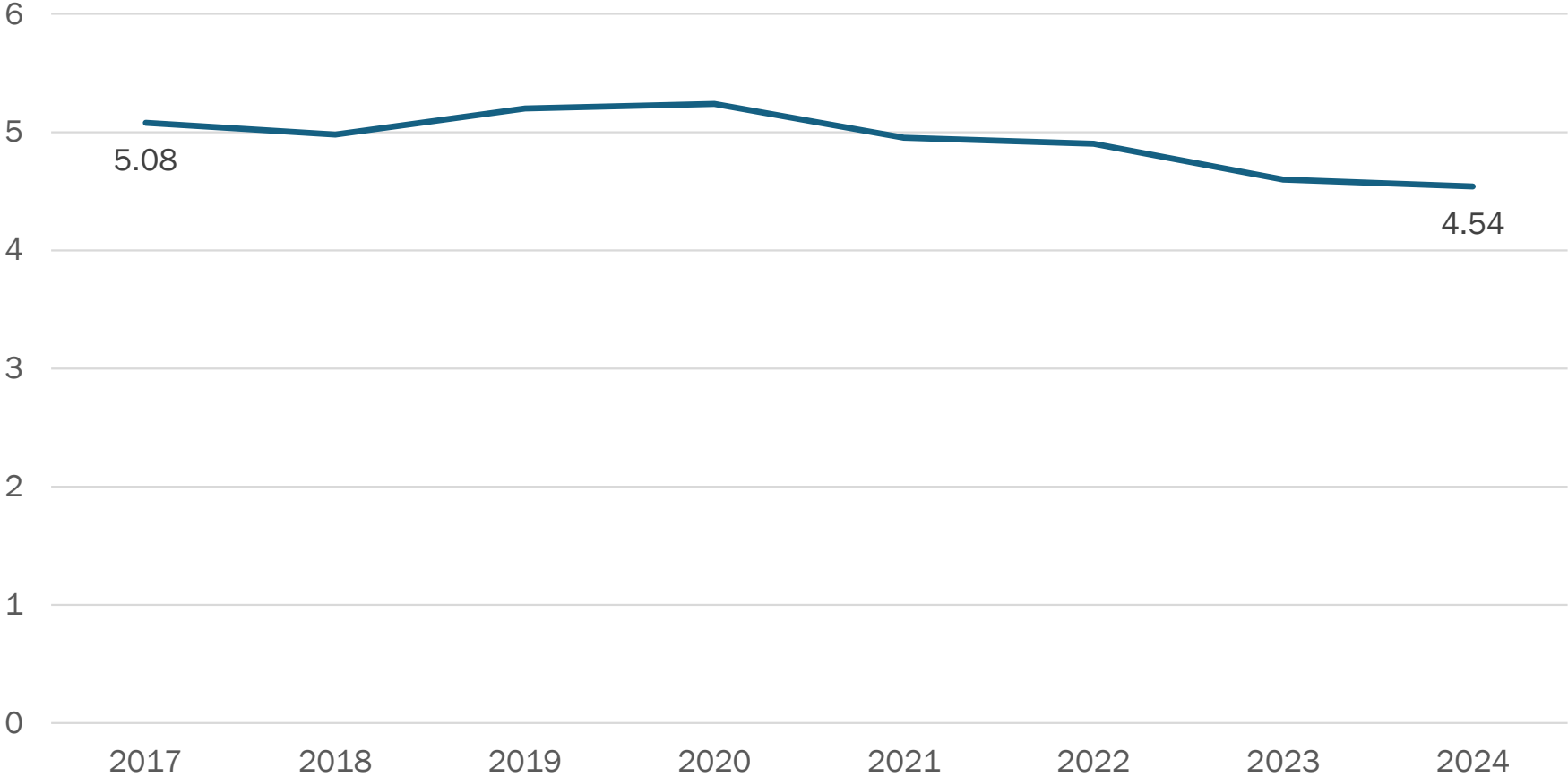
# Mission Support (2017-2024)

## 4F - Texas-Louisiana Gulf Coast

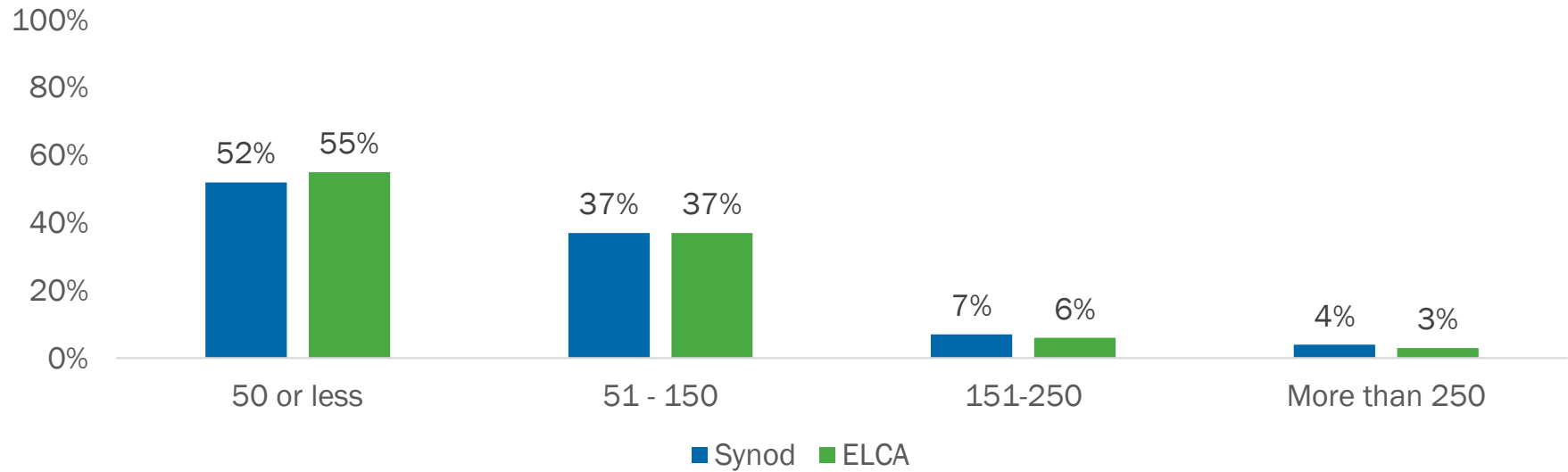


# Mission Support as % of Regular Giving (2017-2024)

4F - Texas-Louisiana Gulf Coast



## Congregations by Size (Average On-Site Worship Attendance) 4F - Texas-Louisiana Gulf Coast



Average On-Site Worship Attendance	Number of congregations (Synod)*	% of congregations (Synod)	Number of congregations (ELCA)*	% of congregations (ELCA)
50 or less	43	52%	4134	55%
51-150	30	37%	2787	37%
151-250	6	7%	430	6%
More than 250	3	4%	220	3%

\*Submitted at least one Annual Congregation Report between 2020 and 2024.

## Growth and Decline (2019-24)

### 4F - Texas-Louisiana Gulf Coast

Change in Baptized Membership	# of congregations* (Synod)	% of congregations (Synod)	# of congregations* (ELCA)	% of congregations (ELCA)
Decline greater than 25%	18	34%	1,450	28%
Decline between 5% - 25%	14	26%	1,504	29%
Stable (decline <5% - incline <5%)	10	19%	1,492	29%
Increase between 5% - 25%	9	17%	545	11%
Increase greater than 25%	2	4%	109	2%

Change in Active Participants	# of congregations* (Synod)	% of congregations (Synod)	# of congregations* (ELCA)	% of congregations (ELCA)
Decline greater than 25%	20	38%	2,298	45%
Decline between 5% - 25%	13	25%	1,133	22%
Stable (decline <5% - incline <5%)	4	8%	491	10%
Increase between 5% - 25%	10	19%	510	10%
Increase greater than 25%	6	11%	668	13%

Change in On-Site Worship Attendance	# of congregations* (Synod)	% of congregations (Synod)	# of congregations* (ELCA)	% of congregations (ELCA)
Decline greater than 25%	25	47%	2,740	54%
Decline between 5% - 25%	16	30%	1,590	31%
Stable (decline <5% - incline <5%)	6	11%	329	6%
Increase between 5% - 25%	3	6%	281	6%
Increase greater than 25%	3	6%	160	3%

*\*Only congregations that filed an Annual Congregation Report in 2019 and 2024 are included.*

# Baptized Members, Average Attendance, and Active Participants

## Baptized Members, Average Attendance (online and on-site), and Active Participants

### 4F - Texas-Louisiana Gulf Coast

CongID	Congregation Name	City	State	ZIP	Data Year	Baptized Members	Average Online Attendance	Average On-site Attendance	Active Participants
05983	Lord Of Life Lutheran Church	The Woodlands	TX	77381-2730	2024	1199	117	266	952
07182	Holy Comforter Lutheran Church	Kingwood	TX	77339-1401	2024	369	28	126	885
07487	Living Word Lutheran Church	Katy	TX	77450-7652	2023	1577	41	316	829
16110	Messiah Lutheran Church	Cypress	TX	77429-3385	2024	711	81	191	696
14157	Kinsmen Lutheran Church	Houston	TX	77066-2704	2024	934	100	315	642
14095	St Paul Lutheran Church	Columbus	TX	78934-0267	2024	876	175	198	493
05976	House Of Prayer Lutheran Church	Houston	TX	77062-2366	2024	738	35	152	360
14069	St John Lutheran Church	Bellville	TX	77418-1428	2023	680	24	196	358
14094	Our Saviour's Lutheran Church	College Station	TX	77845-8398	2024	350	18	144	320
07743	Tree Of Life Lutheran Church	Conroe	TX	77304-3403	2024	349	26	124	317
14078	Zion Lutheran Church	Brenham	TX	77833-6588	2024	387	48	88	295
14216	New Life Lutheran Church	Pearland	TX	77581-3405	2024	286	0	57	290
14227	St Paul Lutheran Church	Burton	TX	77835-5454	2024	349	7	81	290
14117	Christ Lutheran Church	El Campo	TX	77437-2834	2024	425	73	145	285
14074	Christ Lutheran Church	Brenham	TX	77833-5009	2024	521	30	107	271
16168	Atascocita Lutheran Church	Humble	TX	77346-2203	2024	292	12	50	255
14049	Alvin Lutheran Church	Alvin	TX	77512-1180	2021	390	0	68	242
16069	Peace Lutheran Church	College Station	TX	77845-5120	2024	237	60	103	234
14135	First Lutheran Church	Galveston	TX	77550-1920	2024	495	100	140	230
14068	Faith Lutheran Church	Bellaire	TX	77401-4202	2024	546	19	157	226
14161	Zion Lutheran Church	Houston	TX	77009-6231	2024	315	25	120	225
16023	New Hope Lutheran Church	Missouri City	TX	77459-1601	2024	176	105	71	201
05966	St Martin's Evangelical Lutheran Church	Sugar Land	TX	77498-2601	2024	206	18	69	195

## Baptized Members, Average Attendance (online and on-site), and Active Participants

### 4F - Texas-Louisiana Gulf Coast

CongID	Congregation Name	City	State	ZIP	Data Year	Baptized Members	Average Online Attendance	Average On-site Attendance	Active Participants
05965	St James Lutheran Church	Houston	TX	77292-4602	2024	310	0	62	190
14076	St Peter Lutheran Church	Brenham	TX	77833-7382	2024	189	15	85	188
14134	Trinity of Frelsburg Lutheran Church	New Ulm	TX	78950-0245	2024	162	2	45	182
30359	Spirit Of Joy Lutheran Church	The Woodlands	TX	77382-1506	2024	144	140	71	178
30190	Peace Evangelical Lutheran Church	Pasadena	TX	77505-4220	2024	335	0	70	175
14085	Martin Luther Lutheran Church	Carmine	TX	78932-0362	2023	418	224	75	175
14063	St Paul's Lutheran Church, Baytown, Texas	Baytown	TX	77520-2320	2024	141	140	45	168
16159	Grace Lutheran Church	Conroe	TX	77304-1584	2024	178	19	65	160
07397	Christ The Servant Lutheran Church	Houston	TX	77042-2736	2024	154	50	77	150
05968	Christ Lutheran Church	Lake Jackson	TX	77566-5896	2024	208	265	61	145
14155	Holy Cross Lutheran Church	Houston	TX	77055-6729	2024	219	178	55	143
14169	St Paul Lutheran Church	La Grange	TX	78945-0567	2024	658	15	103	140
14070	Eben Ezer Lutheran Church	Brenham	TX	77833-8564	2024	184	0	45	139
07700	Hosanna Lutheran Church	Covington	LA	70434-1018	2024	76	2	37	135
14199	Christ the King Lutheran Church	Kenner	LA	70065-2731	2024	115	3	74	130
07650	Christus Victor Lutheran Church	League City	TX	77573-3544	2024	127	18	45	127
14158	Memorial Drive Lutheran Church	Houston	TX	77024-6206	2024	155	0	0	125
14261	St Paul Lutheran Church	Fayetteville	TX	78940-5056	2024	124	0	34	124
20096	Gethsemane Lutheran Church	Chalmette	LA	70043-3345	2024	134	22	46	119
30784	Celebration Church	Cypress	TX	77410-2324	2023	103	10	46	103
05884	United Evangelical Lutheran Church	Schulenburg	TX	78956-5527	2023	194	10	49	100
14200	Grace Lutheran Church	New Orleans	LA	70124-2817	2023	127	31	46	98

## Baptized Members, Average Attendance (online and on-site), and Active Participants

### 4F - Texas-Louisiana Gulf Coast

CongID	Congregation Name	City	State	ZIP	Data Year	Baptized Members	Average Online Attendance	Average On-site Attendance	Active Participants
20098	Bethlehem Lutheran Church	New Orleans	LA	70113-1727	2022	97	14	28	97
14112	Faith Lutheran Church	Dickinson	TX	77539-8639	2024	352	5	85	95
14110	St John's Lutheran Church	Deanville	TX	77852-0038	2018	205	0	0	90
14268	First Lutheran Church	Brenham	TX	77833-7382	2024	90	0	45	89
14281	Memorial Lutheran Church	Texas City	TX	77590-4858	2024	107	724	63	89
07675	Covenant Lutheran Church	Houston	TX	77084-5636	2024	147	84	67	88
14051	St John Lutheran Church	Angleton	TX	77515-3709	2024	116	6	48	86
14142	Greenvine Emmanuel Lutheran Church	Burton	TX	77835-5355	2024	186	10	50	80
14159	Iglesia Evangelica Luterana El Buen Pastor	Houston	TX	77009-8123	2013	96	0	0	80
14171	Christ Lutheran Church of La Port d/b/a Light of Christ	La Porte	TX	77572-1217	2024	78	0	30	78
14299	St Paul Lutheran Church	Wharton	TX	77488-5234	2023	74	0	43	75
05969	St Paul Lutheran Church	Baton Rouge	LA	70806-8545	2024	131	49	40	73
30662	Joyful Life Lutheran Church	Magnolia	TX	77354-2439	2022	104	11	35	73
07560	Lutheran Church Of Our Saviour	Baton Rouge	LA	70816-9031	2024	84	0	38	71
14204	St John Lutheran Church	New Ulm	TX	78950-1270	2024	161	0	35	70
14153	Advent Lutheran Church	Houston	TX	77092-2604	2024	103	5	37	69
14292	St John's Lutheran Church	Waller	TX	77484-0210	2023	326	6	70	68
05960	Grace Lutheran Church D/B/A Kindred	Houston	TX	77006-2509	2024	67	0	26	67
14237	St John Lutheran Church	La Grange	TX	78945-4345	2022	228	15	35	65
05958	Augustana Evangelical Lutheran Church	Houston	TX	77288-8464	2024	90	7	24	63
14235	Bethlehem Lutheran Church	Round Top	TX	78954-0038	2024	208	18	40	63
20097	Good Shepherd Lutheran Church	Marrero	LA	70072-2648	2024	108	0	23	60

## Baptized Members, Average Attendance (online and on-site), and Active Participants

### 4F - Texas-Louisiana Gulf Coast

CongID	Congregation Name	City	State	ZIP	Data Year	Baptized Members	Average Online Attendance	Average On-site Attendance	Active Participants
14301	Immanuel Lutheran Church	Brenham	TX	77833-0565	2023	220	0	37	60
16135	Peace Lutheran Church	Slidell	LA	70460-5764	2019	214	0	0	60
05970	First Lutheran Church	Lafayette	LA	70508-7060	2024	131	25	66	59
14124	St Paul Lutheran Church	Fayetteville	TX	78940-5564	2024	83	3	28	57
05962	Principe De Paz (Prince Of Peace) Lutheran Church	Houston	TX	77034-1859	2021	370	55	40	55
07445	Hosanna Lutheran Church	Houston	TX	77090-4301	2023	256	130	50	54
14062	St Peter Lutheran Church	Bay City	TX	77414-5457	2024	83	20	40	50
14291	Waldeck Lutheran Church	Ledbetter	TX	78946-5102	2023	121	17	20	47
07655	Lutheran Church Of The Galilean	La Place	LA	70068-6441	2024	104	40	27	45
14109	First English Lutheran Church	Damon	TX	77430-0129	2024	105	5	24	45
14064	Hope Lutheran Church	Beasley	TX	77417-0002	2014	62	0	0	45
14293	St John Lutheran Church	Wallis	TX	77485-0307	2015	41	0	0	40
14203	St Mark Lutheran Church	Metairie	LA	70005-1306	2011	125	0	0	40
14294	St John Lutheran Church	Round Top	TX	78954-5116	2024	51	0	26	39
31029	Good Shepherd Lutheran Church	Bridge City	TX	77611-2342	2024	77	200	17	34
05974	Love Evangelical Lutheran Church	New Orleans	LA	70114-6826	2017	53	0	0	31
30120	Angel of Joy Lutheran Church	Lufkin	TX	75904-7139	2021	54	0	19	30
05971	St Paul Lutheran Church	Lake Charles	LA	70601-8970	2024	83	0	23	26
16331	Lake Livingston Lutheran Church	Onalaska	TX	77360-1688	2023	27	0	19	25
14120	St John Lutheran Church	Ellinger	TX	78938-0008	2024	21	2	11	22
05963	Evangelical Lutheran Church Of The Redeemer	Houston	TX	77023-3321	2022	123	147	22	22
30452	First Taiwanese Lutheran Church	Houston	TX	77083-2609	2024	46	0	15	15

# Baptized Members, Average Attendance (online and on-site), and Active Participants

## 4F - Texas-Louisiana Gulf Coast

CongID	Congregation Name	City	State	ZIP	Data Year	Baptized Members	Average Online Attendance	Average On-site Attendance	Active Participants
14075	St Paul's Lutheran Church	Brenham	TX	77833-4106	2023	841	0	0	0
14088	St John Lutheran Church	Cat Spring	TX	78933-5089	2023	187	0	0	0
05959	Christ The King Lutheran Church	Houston	TX	77005-2621	2022	724	138	152	0

# Baptisms by Congregation

# Baptisms

## 4F - Texas-Louisiana Gulf Coast

CongID	Congregation Name	City	State	ZIP	Data Year	Baptisms
07487	Living Word Lutheran Church	Katy	TX	77450-7652	2023	24
14157	Kinsmen Lutheran Church	Houston	TX	77066-2704	2024	22
30452	First Taiwanese Lutheran Church	Houston	TX	77083-2609	2024	15
14095	St Paul Lutheran Church	Columbus	TX	78934-0267	2024	14
14159	Iglesia Evangelica Luterana El Buen Pastor	Houston	TX	77009-8123	2013	13
14142	Greenvine Emmanuel Lutheran Church	Burton	TX	77835-5355	2024	11
05965	St James Lutheran Church	Houston	TX	77292-4602	2024	9
14291	Waldeck Lutheran Church	Ledbetter	TX	78946-5102	2023	8
05962	Principe De Paz (Prince Of Peace) Lutheran Church	Houston	TX	77034-1859	2021	8
14117	Christ Lutheran Church	El Campo	TX	77437-2834	2024	7
05968	Christ Lutheran Church	Lake Jackson	TX	77566-5896	2024	6
14161	Zion Lutheran Church	Houston	TX	77009-6231	2024	6
14281	Memorial Lutheran Church	Texas City	TX	77590-4858	2024	6
16110	Messiah Lutheran Church	Cypress	TX	77429-3385	2024	6
14069	St John Lutheran Church	Bellville	TX	77418-1428	2023	6
07182	Holy Comforter Lutheran Church	Kingwood	TX	77339-1401	2024	5
14155	Holy Cross Lutheran Church	Houston	TX	77055-6729	2024	5
30784	Celebration Church	Cypress	TX	77410-2324	2023	5
30120	Angel of Joy Lutheran Church	Lufkin	TX	75904-7139	2021	5
05983	Lord Of Life Lutheran Church	The Woodlands	TX	77381-2730	2024	4
14134	Trinity of Frelsburg Lutheran Church	New Ulm	TX	78950-0245	2024	4
07445	Hosanna Lutheran Church	Houston	TX	77090-4301	2023	4
07650	Christus Victor Lutheran Church	League City	TX	77573-3544	2024	3

# Baptisms

## 4F - Texas-Louisiana Gulf Coast

CongID	Congregation Name	City	State	ZIP	Data Year	Baptisms
14094	Our Saviour's Lutheran Church	College Station	TX	77845-8398	2024	3
14112	Faith Lutheran Church	Dickinson	TX	77539-8639	2024	3
14169	St Paul Lutheran Church	La Grange	TX	78945-0567	2024	3
14199	Christ the King Lutheran Church	Kenner	LA	70065-2731	2024	3
14227	St Paul Lutheran Church	Burton	TX	77835-5454	2024	3
16023	New Hope Lutheran Church	Missouri City	TX	77459-1601	2024	3
14200	Grace Lutheran Church	New Orleans	LA	70124-2817	2023	3
14049	Alvin Lutheran Church	Alvin	TX	77512-1180	2021	3
14051	St John Lutheran Church	Angleton	TX	77515-3709	2024	2
14068	Faith Lutheran Church	Bellaire	TX	77401-4202	2024	2
14076	St Peter Lutheran Church	Brenham	TX	77833-7382	2024	2
14078	Zion Lutheran Church	Brenham	TX	77833-6588	2024	2
14135	First Lutheran Church	Galveston	TX	77550-1920	2024	2
14204	St John Lutheran Church	New Ulm	TX	78950-1270	2024	2
16069	Peace Lutheran Church	College Station	TX	77845-5120	2024	2
16168	Atascocita Lutheran Church	Humble	TX	77346-2203	2024	2
20096	Gethsemane Lutheran Church	Chalmette	LA	70043-3345	2024	2
30359	Spirit Of Joy Lutheran Church	The Woodlands	TX	77382-1506	2024	2
14292	St John's Lutheran Church	Waller	TX	77484-0210	2023	2
14203	St Mark Lutheran Church	Metairie	LA	70005-1306	2011	2
05969	St Paul Lutheran Church	Baton Rouge	LA	70806-8545	2024	1
05976	House Of Prayer Lutheran Church	Houston	TX	77062-2366	2024	1
07397	Christ The Servant Lutheran Church	Houston	TX	77042-2736	2024	1

# Baptisms

## 4F - Texas-Louisiana Gulf Coast

CongID	Congregation Name	City	State	ZIP	Data Year	Baptisms
07675	Covenant Lutheran Church	Houston	TX	77084-5636	2024	1
07743	Tree Of Life Lutheran Church	Conroe	TX	77304-3403	2024	1
14063	St Paul's Lutheran Church, Baytown, Texas	Baytown	TX	77520-2320	2024	1
14070	Eben Ezer Lutheran Church	Brenham	TX	77833-8564	2024	1
14074	Christ Lutheran Church	Brenham	TX	77833-5009	2024	1
14153	Advent Lutheran Church	Houston	TX	77092-2604	2024	1
14216	New Life Lutheran Church	Pearland	TX	77581-3405	2024	1
14261	St Paul Lutheran Church	Fayetteville	TX	78940-5056	2024	1
14268	First Lutheran Church	Brenham	TX	77833-7382	2024	1
16159	Grace Lutheran Church	Conroe	TX	77304-1584	2024	1
30190	Peace Evangelical Lutheran Church	Pasadena	TX	77505-4220	2024	1
14088	St John Lutheran Church	Cat Spring	TX	78933-5089	2023	1
14299	St Paul Lutheran Church	Wharton	TX	77488-5234	2023	1
14301	Immanuel Lutheran Church	Brenham	TX	77833-0565	2023	1
14237	St John Lutheran Church	La Grange	TX	78945-4345	2022	1
14110	St John's Lutheran Church	Deanville	TX	77852-0038	2018	1
14293	St John Lutheran Church	Wallis	TX	77485-0307	2015	1
05958	Augustana Evangelical Lutheran Church	Houston	TX	77288-8464	2024	0
05960	Grace Lutheran Church D/B/A Kindred	Houston	TX	77006-2509	2024	0
05966	St Martin's Evangelical Lutheran Church	Sugar Land	TX	77498-2601	2024	0
05970	First Lutheran Church	Lafayette	LA	70508-7060	2024	0
05971	St Paul Lutheran Church	Lake Charles	LA	70601-8970	2024	0
07560	Lutheran Church Of Our Saviour	Baton Rouge	LA	70816-9031	2024	0

# Baptisms

## 4F - Texas-Louisiana Gulf Coast

CongID	Congregation Name	City	State	ZIP	Data Year	Baptisms
07655	Lutheran Church Of The Galilean	La Place	LA	70068-6441	2024	0
07700	Hosanna Lutheran Church	Covington	LA	70434-1018	2024	0
14062	St Peter Lutheran Church	Bay City	TX	77414-5457	2024	0
14109	First English Lutheran Church	Damon	TX	77430-0129	2024	0
14120	St John Lutheran Church	Ellinger	TX	78938-0008	2024	0
14124	St Paul Lutheran Church	Fayetteville	TX	78940-5564	2024	0
14158	Memorial Drive Lutheran Church	Houston	TX	77024-6206	2024	0
14171	Christ Lutheran Church of La Port d/b/a Light of Christ	La Porte	TX	77572-1217	2024	0
14235	Bethlehem Lutheran Church	Round Top	TX	78954-0038	2024	0
14294	St John Lutheran Church	Round Top	TX	78954-5116	2024	0
20097	Good Shepherd Lutheran Church	Marrero	LA	70072-2648	2024	0
31029	Good Shepherd Lutheran Church	Bridge City	TX	77611-2342	2024	0
05884	United Evangelical Lutheran Church	Schulenburg	TX	78956-5527	2023	0
14075	St Paul's Lutheran Church	Brenham	TX	77833-4106	2023	0
14085	Martin Luther Lutheran Church	Carmine	TX	78932-0362	2023	0
16331	Lake Livingston Lutheran Church	Onalaska	TX	77360-1688	2023	0
05959	Christ The King Lutheran Church	Houston	TX	77005-2621	2022	0
05963	Evangelical Lutheran Church Of The Redeemer	Houston	TX	77023-3321	2022	0
20098	Bethlehem Lutheran Church	New Orleans	LA	70113-1727	2022	0
30662	Joyful Life Lutheran Church	Magnolia	TX	77354-2439	2022	0
16135	Peace Lutheran Church	Slidell	LA	70460-5764	2019	0
05974	Love Evangelical Lutheran Church	New Orleans	LA	70114-6826	2017	0
14064	Hope Lutheran Church	Beasley	TX	77417-0002	2014	0

# Congregation Reports

**Evangelical Lutheran Church in America  
Name and Address Summary Report as of December 31, 2024**

**4F Texas-Louisiana Gulf Coast Synod, ELCA**

Cong ID	Congregation Name	Lang Codes	Location Address	City, State	Ministers	Year Orgn	Bapt Mbrs	Conf Mbrs	Avg Atnd On-site	Avg Atnd Online
<b>Conference: 01 Bayou Conference</b>										
07560	Lutheran Church Of Our Saviour	EN	3555 Jones Creek Rd	Baton Rouge, LA		1980	84	77	38	0
05969	St Paul	EN	2021 Tara Blvd	Baton Rouge, LA		1958	131	109	40	49
20096	Gethsemane	EN	2825 Paris Rd	Chalmette, LA	Sandra A. Barnes	1952	134	122	46	22
07700	Hosanna	EN	222 S Jefferson Ave	Covington, LA	Candis M. O'Meara	1984	76	76	37	2
14199	Christ the King	EN SP	1001 W Esplanade Ave	Kenner, LA	Laura R. Stephenson	1956	115	112	74	3
07655	Lutheran Church Of The Galilean	EN	3404 Highway 51	La Place, LA		1982	104	53	27	40
05970	First	EN	301 W Farrel Rd	Lafayette, LA	Robert K. Miller	1947	131	100	66	25
05971	St Paul	EN	1620 E Prien Lake Rd	Lake Charles, LA	Timothy B. Norris	1954	83	45	23	0
20097	Good Shepherd	EN	6700 Westbank Expy	Marrero, LA	Robert K. Gnuse	1962	108	87	23	0
14203 *	St Mark	EN	1520 Chickasaw Ave	Metairie, LA	Todd D. LaGrange	1954	125	67	--	--
20098 *	Bethlehem	EN	1823 Washington Ave	New Orleans, LA		1888	97	76	28	14
14200 *	Grace	EN	5800 Canal Blvd	New Orleans, LA	Kathryn M. Jacob	1897	127	117	46	31
05974 *	Love Evangelical	EN	3730 Macarthur Blvd	New Orleans, LA		1964	53	50	--	--
16135 *	Peace	EN	1320 Gause Blvd W	Slidell, LA	Barbara A. Simmers	1978	214	165	--	--
<b>Conference Totals:</b>							<b>1,582</b>	<b>1,256</b>	<b>448</b>	<b>186</b>
<b>Conference: 02 Brazos Valley Conference</b>										
14069 *	St John	EN	520 N Holland St	Bellville, TX	Jay R. Grave	1896	680	574	196	24
14074	Christ	EN	1104 Carlee Dr	Brenham, TX		1965	521	404	107	30
14070	Eben Ezer	EN	356 S Berlin Rd	Brenham, TX		1855	184	157	45	0
14301 *	Immanuel	EN	4529 Wiedeville Church Rd	Brenham, TX		1871	220	194	37	0
14075 *	St Paul's	EN	305 W Third St	Brenham, TX	Donna J. Krueger	1890	841	677	0	0
14076	St Peter	EN	8201 Old Gay Hill Rd	Brenham, TX	Millard E. Stutts	1884	189	153	85	15
14078	Zion	EN	1800 Fm 2679	Brenham, TX	Glenn E. Hohlt	1870	387	327	88	48
14142	Greenvine Emmanuel	EN	6700 Wickel Rd	Burton, TX		1884	186	117	50	10
14227	St Paul	EN	4450 Fm 1948 Rd N	Burton, TX	Alvin J. Luedke	1870	349	281	81	7
14094	Our Saviour's	EN	1001 Woodcreek Dr	College Station, TX	Elaine M. Gomulka	1939	350	310	144	18
16069	Peace	EN	2201 Rio Grande Blvd	College Station, TX	Richard A. McLeer	1978	237	206	103	60
14110 *	St John's	EN	FM 60 & FM 111	Deanville, TX		1910	205	148	--	--
14268	First	EN	481 6th St.	Somerville, TX		1924	90	71	45	0
14292 *	St John's	EN	1613 Key St.	Waller, TX		1914	326	305	70	6
<b>Conference Totals:</b>							<b>4,765</b>	<b>3,924</b>	<b>1,051</b>	<b>218</b>

Code Key:

\* = 2024 data not available as of report run date

**Evangelical Lutheran Church in America**  
**Name and Address Summary Report as of December 31, 2024**

**4F Texas-Louisiana Gulf Coast Synod, ELCA**

Cong ID	Congregation Name	Lang Codes	Location Address	City, State	Ministers	Year Orgn	Bapt Mbrs	Conf Mbrs	Avg Atnd On-site	Avg Atnd Online
<b>Conference: 03 Central Houston Conference</b>										
14068	Faith	EN MA	4600 Bellaire Blvd	Bellaire, TX	James M. Havard Junfeng Tan	1946	546	453	157	19
05958	Augustana Evangelical	EN	2001 Wheeler St	Houston, TX	Eleanor Y. Clay	1928	90	90	24	7
05959 *	Christ The King	GE EN	2353 Rice Blvd	Houston, TX	Jennifer A. Hope- Tringali Sergio E. Rodriguez Ben J. Remmert Aimee L. Elles	1945	724	626	152	138
05963 *	Evangelical Lutheran Church Of The Redeemer	EN	5700 Lawndale St	Houston, TX		1927	123	110	22	147
05960	Grace Lutheran Church D/B/A Kindred	EN SP	2515 Waugh Dr	Houston, TX		1921	67	50	26	0
14155	Holy Cross	EN	7901 Westview Dr	Houston, TX	James L. Berggren	1955	219	211	55	178
14159 *	Iglesia Evangelica Luterana El Buen Pastor	SP	2314 Cochran St	Houston, TX	Genaro Duenez	1917	96	48	--	--
14158	Memorial Drive	EN	12211 Memorial Dr	Houston, TX		1960	155	142	0	0
05965	St James	SP EN	1602 W 43rd St	Houston, TX		1951	310	207	62	0
14161	Zion	EN	3606 Beauchamp St	Houston, TX	Mindy R. Roll Elizabeth A. Jones	1914	315	261	120	25
<b>Conference Totals:</b>							<b>2,645</b>	<b>2,198</b>	<b>618</b>	<b>514</b>

Code Key:

\* = 2024 data not available as of report run date

**Evangelical Lutheran Church in America  
Name and Address Summary Report as of December 31, 2024**

**4F Texas-Louisiana Gulf Coast Synod, ELCA**

Cong ID	Congregation Name	Lang Codes	Location Address	City, State	Ministers	Year Orgn	Bapt Mbrs	Conf Mbrs	Avg Atnd On-site	Avg Atnd Online
<b>Conference: 04 Coastal Bay Conference</b>										
14049	* Alvin	EN	1800 Fm 1462 Rd	Alvin, TX		1938	390	280	68	0
14051	St John	EN	2227 N Downing Rd	Angleton, TX	Pedro E. Lopez	1954	116	74	48	6
14063	St Paul's Lutheran Church, Baytown, Texas	EN	712 Schilling St	Baytown, TX	Nancy M. Simpson	1943	141	114	45	140
31029	Good Shepherd	EN	945 W Round Bunch Rd	Bridge City, TX	Paul A. Zoch	2013	77	55	17	200
14112	Faith	EN	800 Fm 517 Rd E	Dickinson, TX	David S. Buco	1954	352	187	85	5
14135	First	EN	2415 Avenue G	Galveston, TX	Richard A. Rhoades Megan L. Tee Brandi J. Painter	1850	495	450	140	100
05976	House Of Prayer	EN	14045 Space Center Blvd	Houston, TX	Eric N. Youngdahl	1965	738	639	152	35
05962	* Principe De Paz (Prince Of Peace)	SP EN	1063 Edgebrook Dr	Houston, TX		1954	370	368	40	55
14171	Christ Lutheran Church of La Port d/b/a Light of Christ	EN	2530 S Broadway St	La Porte, TX		1962	78	78	30	0
05968	Christ	EN	86 Plantation Dr	Lake Jackson, TX		1951	208	174	61	265
07650	Christus Victor	EN	2098 W Main St	League City, TX	Tammy J. Sharp	1982	127	105	45	18
30190	Peace Evangelical	EN	6435 Fairmont Pkwy	Pasadena, TX	Rodwell G. Thom	1942	335	326	70	0
14216	New Life	EN	3521 E Orange St	Pearland, TX		1970	286	253	57	0
14281	Memorial	EN	2021 29th St N	Texas City, TX	Chon K. Pugh	1944	107	97	63	724
<b>Conference Totals:</b>							<b>3,820</b>	<b>3,200</b>	<b>921</b>	<b>1,548</b>
<b>Conference: 05 Colorado River Conference</b>										
14085	* Martin Luther	EN	211 Luther Ln.	Carmine, TX		1902	418	310	75	224
14088	* St John	EN	480 Ross St	Cat Spring, TX		1927	187	163	0	0
14095	St Paul	EN	201 Veterans Dr.	Columbus, TX	Alan D. Kethan	1919	876	804	198	175
14120	St John	EN	110 W Fayette	Ellinger, TX		1861	21	21	11	2
14124	St Paul	EN	201 N Rusk St	Fayetteville, TX		1894	83	69	28	3
14261	St Paul	EN	6814 Skull Creek Rd	Fayetteville, TX		1902	124	106	34	0
14237	* St John	EN	5743 State Highway 159	La Grange, TX		1895	228	80	35	15
14169	St Paul	EN	110 W. Walnut St.	La Grange, TX		1903	658	592	103	15
14291	* Waldeck	EN	6915 Waldeck Church Ln	Ledbetter, TX		1899	121	92	20	17
14204	St John	EN	211 Hickory St.	New Ulm, TX	Iva B. Schulz	1867	161	119	35	0
14134	Trinity of Frelsburg	EN	2309 Fm 1291	New Ulm, TX	Iva B. Schulz	1855	162	128	45	2
14235	Bethlehem	EN	412 S White St	Round Top, TX	John D. Nedbalek	1866	208	156	40	18
14294	St John	EN	4446 S State Highway 237	Round Top, TX		1865	51	51	26	0
05884	* United Evangelical	EN	2038 Fm 3171	Schulenburg, TX		1867	194	94	49	10
<b>Conference Totals:</b>							<b>3,492</b>	<b>2,785</b>	<b>699</b>	<b>481</b>

Code Key:

\* = 2024 data not available as of report run date

**Evangelical Lutheran Church in America  
Name and Address Summary Report as of December 31, 2024**

**4F Texas-Louisiana Gulf Coast Synod, ELCA**

Cong ID	Congregation Name	Lang Codes	Location Address	City, State	Ministers	Year Orgn	Bapt Mbrs	Conf Mbrs	Avg Atnd On-site	Avg Atnd Online
<b>Conference: 06 North Houston Conference</b>										
16159	Grace	EN	13123 Highway 105 W	Conroe, TX		1979	178	145	65	19
07743	Tree Of Life	EN	3201 N Loop 336 W	Conroe, TX	Christopher E. Lake	1986	349	317	124	26
07445 *	Hosanna	EN	16526 Ella Blvd	Houston, TX	Anthony J. Chatman	1976	256	95	50	130
14157	Kinsmen	EN SP	12100 Champion Forest Dr	Houston, TX	Beth M. Warpmaeker John S. Shailer Adriana M. Johnson-Rivas	1972	934	832	315	100
16168	Atascocita	EN	7927 Fm 1960 Rd E	Humble, TX	Brian J. Deckinger	1980	292	262	50	12
07182	Holy Comforter	EN	1901 Woodland Hills Dr	Kingwood, TX	Barbara L. Bartling	1968	369	318	126	28
30120 *	Angel of Joy	EN	4003 Daniel McCall Dr	Lufkin, TX		1993	54	46	19	0
30662 *	Joyful Life	EN	5514 Fm 1488 Rd	Magnolia, TX		2007	104	99	35	11
16331 *	Lake Livingston	EN	FM 3152 at US 190	Onalaska, TX		1986	27	24	19	0
05983	Lord Of Life	EN	3801 S Panther Creek Dr	The Woodlands, TX	David R. Bauser Cassandra M. Nagle	1970	1,199	1,024	266	117
30359	Spirit Of Joy	EN	7550 Crownridge Dr	The Woodlands, TX	David L. Hansen	1998	144	111	71	140
<b>Conference Totals:</b>							<b>3,906</b>	<b>3,273</b>	<b>1,140</b>	<b>583</b>
<b>Conference: 07 Southwest Houston Conference</b>										
14062	St Peter	EN	3000 9th St	Bay City, TX		1949	83	69	40	20
14064 *	Hope	EN	7302 Ave C	Beasley, TX		1918	62	62	--	--
30784 *	Celebration Church	EN	13131 Fry Rd	Cypress, TX		2011	103	83	46	10
16110	Messiah	EN	11522 Telge Rd	Cypress, TX	Brad W. Otto Alma A. Gast Buco	1978	711	617	191	81
14109	First English	EN	3615 College St	Damon, TX		1927	105	105	24	5
14117	Christ	EN	1401 Avenue I	El Campo, TX	Charles W. Clement	1898	425	324	145	73
14153	Advent	EN	5820 Pinemont Dr	Houston, TX		1962	103	92	37	5
07397	Christ The Servant	EN	2400 Wilcrest Dr	Houston, TX	James R. Giannantonio	1975	154	143	77	50
07675	Covenant	EN	2901 Barker Cypress Rd	Houston, TX	Jason C. Thomas	1984	147	104	67	84
30452	First Taiwanese	TI MA	6875 Synott Rd	Houston, TX		2009	46	46	15	0
07487 *	Living Word	EN	3700 S Mason Rd	Katy, TX	Ariel A. Otterstad Frederick M. England	1977	1,577	1,377	316	41
16023	New Hope	EN	1424 Fm 1092 Rd	Missouri City, TX	William C. Michaelis	1975	176	153	71	105
05966	St Martin's Evangelical	EN	1123 Burney Rd	Sugar Land, TX		1957	206	183	69	18
14293 *	St John	EN	218 N 3rd St	Wallis, TX		1921	41	36	--	--
14299 *	St Paul	EN	325 N East Ave	Wharton, TX		1895	74	64	43	0
<b>Conference Totals:</b>							<b>4,013</b>	<b>3,458</b>	<b>1,141</b>	<b>492</b>
<b>Synod Totals:</b>							<b>24,223</b>	<b>20,094</b>	<b>6,018</b>	<b>4,022</b>

Code Key:

\* = 2024 data not available as of report run date

Evangelical Lutheran Church in America  
Name and Address Summary Report as of December 31, 2024

Language Codes:

Amharic [AM]	Cherokee [CK]	Finnish [FI]	Inupiat [IP]	Maban [MB]	Portuguese [PR]	Taiwanese [TI]
Anyuak [AN]	Creole [CL]	French [FR]	Japanese [JA]	Mandarin [MA]	Sign [SI]	Tamil [TM]
Arabic [AB]	Czech [CZ]	German [GE]	Kiswahil [KI]	Navajo [NV]	Slovak [SL]	Telugu [TE]
Batak [BA]	Danish [DA]	Haitian [HA]	Korean [KO]	Norwegian [NO]	Spanish [SP]	Thai [TH]
Burmese [BU]	Dinka [DI]	Hmong [HM]	Lakotah [LK]	Nuer [NU]	Swahili [SA]	Tigrinya [TG]
Cambodian [CA]	English [EN]	Hungarian [HG]	Lao [LS]	Oromo [OR]	Swedish [SW]	Ukrainian [UK]
Cantonese [CH]	Estonian [ES]	Indonesian [ID]	Latvian [LA]	Paiute [PT]	Tagalog [TA]	Urdu [UR]
						Vietnamese [VI]

Code Key:

\* = 2024 data not available as of report run date

4F Texas-Louisiana Gulf Coast Synod, ELCA

Cong ID	Congregation Name and City	Regular Giving	Total Receipts	Total Assets	Total Indebtedness	Current Operating Expenses	Mission Support	Non-Mission Support	Total Disbursements
<b>Conference: 01 Bayou Conference</b>									
07560	Lutheran Church Of Our Saviour, Baton Rouge	118,199	141,228	868,675	0	126,655	1,200	1,082	128,937
05969	St Paul, Baton Rouge	214,389	683,792	4,393,296	208,895	545,678	14,345	8,935	593,270
20096	Gethsemane, Chalmette	34,801	86,168	1,027,355	0	75,128	2,832	830	78,790
07700	Hosanna, Covington	187,480	187,480	0	0	235,881	19,000	0	254,881
14199	Christ the King, Kenner	355,804	628,147	3,563,639	28,285	469,401	25,685	25,080	575,198
07655	Lutheran Church Of The Galilean, La Place	46,698	120,090	965,888	85,554	51,693	1,091	0	121,663
05970	First, Lafayette	158,379	251,970	3,700,800	0	236,362	5,000	0	241,362
05971	St Paul, Lake Charles	46,122	49,620	912,081	0	88,018	2,500	0	90,518
20097	Good Shepherd, Marrero	40,000	40,000	170,000	0	32,000	700	0	32,700
14203*	St Mark, Metairie	28,340	61,403	465,000	0	58,872	1,200	2,577	62,649
20098*	Bethlehem, New Orleans	173,410	473,220	1,000,000	0	175,012	1,800	0	465,812
14200*	Grace, New Orleans	167,993	506,583	920,152	1,570	424,456	3,655	4,493	506,610
05974*	Love Evangelical, New Orleans	90,775	99,943	0	0	79,223	2,500	3,607	85,330
16135*	Peace, Slidell	127,085	140,102	0	2,500	138,831	500	760	142,531
	<b>Conference Totals</b>	<b>\$1,789,475</b>	<b>\$3,469,746</b>	<b>\$17,986,886</b>	<b>\$326,804</b>	<b>\$2,737,210</b>	<b>\$82,008</b>	<b>\$47,364</b>	<b>\$3,380,251</b>
<b>Conference: 02 Brazos Valley Conference</b>									
14069*	St John, Bellville	467,305	793,523	3,559,602	51,082	456,030	12,000	42,380	564,081
14074	Christ, Brenham	287,581	670,452	9,975,337	0	369,787	5,000	128,667	503,454
14070	Eben Ezer, Brenham	93,898	162,320	2,423,996	0	123,317	1,721	1,315	133,859
14301*	Immanuel, Brenham	76,439	77,845	1,474,177	0	69,191	500	744	70,435
14075*	St Paul's, Brenham	1,113,593	1,113,593	0	0	1,071,843	0	0	1,071,843
14076	St Peter, Brenham	193,430	202,105	1,369,488	0	149,700	12,000	0	161,700
14078	Zion, Brenham	218,307	294,253	3,179,104	0	184,979	4,500	6,728	196,207
14142	Greenvine Emmanuel, Burton	120,259	120,259	0	0	160,017	0	4,500	188,517
14227	St Paul, Burton	258,273	294,769	3,702,416	0	245,930	12,000	7,740	268,875
14094	Our Saviour's, College Station	529,598	711,523	5,031,499	0	517,700	22,600	55,478	595,778
16069	Peace, College Station	428,925	451,577	2,486,371	0	436,726	30,333	18,868	485,927
14110*	St John's, Deanville	103,017	116,347	0	0	99,250	2,400	0	101,650
14268	First, Somerville	96,078	103,340	827,910	0	101,191	8,000	634	109,825
14292*	St John's, Waller	197,700	236,400	5,255,132	0	234,120	3,600	7,900	245,620
	<b>Conference Totals</b>	<b>\$4,184,403</b>	<b>\$5,348,306</b>	<b>\$39,285,032</b>	<b>\$51,082</b>	<b>\$4,219,781</b>	<b>\$114,654</b>	<b>\$274,954</b>	<b>\$4,697,771</b>
<b>Conference: 03 Central Houston Conference</b>									
14068	Faith, Bellaire	908,000	1,070,203	3,519,924	0	1,061,000	36,000	28,400	1,125,400
05958	Augustana Evangelical, Houston	111,716	263,576	2,427,744	0	133,585	2,500	0	140,165
05959*	Christ The King, Houston	0	0	0	0	0	0	0	0

**Evangelical Lutheran Church in America  
Form A - Congregation Finances as of December 31, 2024**

4F Texas-Louisiana Gulf Coast Synod, ELCA

Cong ID	Congregation Name and City	Regular Giving	Total Receipts	Total Assets	Total Indebtedness	Current Operating Expenses	Mission Support	Non-Mission Support	Total Disbursements
05963 *	Evangelical Lutheran Church Of The Redeemer, Houston	73,575	75,077	2,315,408	3,000	120,000	0	0	124,000
05960	Grace Lutheran Church D/B/A Kindred, Houston	52,585	330,148	1,944,488	62,462	89,237	0	0	89,237
14155	Holy Cross, Houston	312,125	338,491	5,745,585	6,000	371,543	0	0	371,543
14159 *	Iglesia Evangelica Luterana El Buen Pastor, Houston	130	370	370	0	370	125	0	495
14158	Memorial Drive, Houston	301,221	301,221	0	0	289,376	10,000	0	299,376
05965	St James, Houston	55,510	401,912	1,610,845	0	281,509	4,173	55,379	372,615
14161	Zion, Houston	361,205	437,038	3,803,488	0	465,821	6,644	0	484,356
	<b>Conference Totals</b>	<b>\$2,176,067</b>	<b>\$3,218,036</b>	<b>\$21,367,852</b>	<b>\$71,462</b>	<b>\$2,812,441</b>	<b>\$59,442</b>	<b>\$83,779</b>	<b>\$3,007,187</b>

**Conference: 04 Coastal Bay Conference**

14049 *	Alvin, Alvin	194,144	209,368	2,189,306	0	196,890	200	0	197,090
14051	St John, Angleton	206,356	206,356	1,498,362	0	218,377	8,400	668	227,445
14063	St Paul's Lutheran Church, Baytown, Texas, Baytown	230,534	253,014	1,677,997	0	215,485	4,609	0	220,094
31029	Good Shepherd, Bridge City	84,273	264,752	1,574,249	467,578	220,882	2,000	4,350	263,414
14112	Faith, Dickinson	230,885	252,732	3,126,497	0	263,376	13,150	0	276,526
14135	First, Galveston	482,480	656,552	6,710,000	504,000	812,028	20,400	5,030	891,958
05976	House Of Prayer, Houston	463,970	567,755	1,644,681	274,623	401,739	44,400	33,506	750,488
05962 *	Principe De Paz (Prince Of Peace), Houston	23,566	189,389	800,000	0	92,412	800	0	133,192
14171	Christ Lutheran Church of La Port d/b/a Light of Christ, La Porte	56,076	59,146	627,175	0	63,929	600	0	73,429
05968	Christ, Lake Jackson	231,199	323,559	4,172,346	0	157,159	4,200	5,591	166,950
07650	Christus Victor, League City	121,776	274,860	2,130,098	55,031	287,187	1,200	200	296,257
30190	Peace Evangelical, Pasadena	326,800	378,804	4,235,000	951,000	221,257	3,500	7,287	341,316
14216	New Life, Pearland	217,553	240,646	288,944	155,944	185,054	0	2,200	207,947
14281	Memorial, Texas City	227,900	240,716	1,558,950	5,797	245,954	5,040	0	255,098
	<b>Conference Totals</b>	<b>\$3,097,512</b>	<b>\$4,117,649</b>	<b>\$32,233,605</b>	<b>\$2,413,973</b>	<b>\$3,581,729</b>	<b>\$108,499</b>	<b>\$58,832</b>	<b>\$4,301,204</b>

**Conference: 05 Colorado River Conference**

14085 *	Martin Luther, Carmine	221,120	295,383	0	0	274,278	8,500	17,437	300,215
14088 *	St John, Cat Spring	209,164	209,164	0	0	214,107	0	0	214,107
14095	St Paul, Columbus	480,832	549,798	5,522,600	0	408,925	24,378	61,048	530,126
14120	St John, Ellinger	36,086	36,086	305,857	0	39,780	450	0	40,230
14124	St Paul, Fayetteville	91,160	91,160	410,202	0	85,795	750	500	111,840
14261	St Paul, Fayetteville	94,350	133,943	2,360,670	0	94,071	1,681	3,922	99,674
14237 *	St John, La Grange	109,591	125,897	0	0	110,353	7,099	3,978	121,430
14169	St Paul, La Grange	334,394	420,701	3,955,290	0	470,950	50,000	30,342	551,292

**Evangelical Lutheran Church in America**  
**Form A - Congregation Finances as of December 31, 2024**

4F Texas-Louisiana Gulf Coast Synod, ELCA

Cong ID	Congregation Name and City	Regular Giving	Total Receipts	Total Assets	Total Indebtedness	Current Operating Expenses	Mission Support	Non-Mission Support	Total Disbursements
14291 *	Waldeck, Ledbetter	61,381	82,001	520,432	0	64,007	2,400	250	66,657
14204	St John, New Ulm	75,446	121,164	1,472,537	0	137,058	4,898	403	142,359
14134	Trinity of Frelsburg, New Ulm	135,398	196,728	977,625	0	110,843	1,500	560	116,283
14235	Bethlehem, Round Top	84,252	206,792	1,883,669	0	178,981	1,800	0	180,781
14294	St John, Round Top	65,378	102,334	2,089,794	0	64,580	3,600	3,031	131,575
05884 *	United Evangelical, Schulenburg	12,572	109,626	897,660	0	115,586	632	575	149,651
	<b>Conference Totals</b>	<b>\$2,011,124</b>	<b>\$2,680,777</b>	<b>\$20,396,336</b>	<b>\$0</b>	<b>\$2,369,314</b>	<b>\$107,688</b>	<b>\$122,046</b>	<b>\$2,756,220</b>

**Conference: 06 North Houston Conference**

16159	Grace, Conroe	341,055	507,848	2,605,194	362,831	238,265	22,540	1,004	401,685
07743	Tree Of Life, Conroe	424,033	495,100	3,403,372	1,200,293	404,262	30,000	5,977	537,691
07445 *	Hosanna, Houston	194,877	256,982	1,867,820	0	258,832	4,192	0	306,329
14157	Kinsmen, Houston	1,078,399	2,537,629	6,436,626	0	1,899,178	107,840	20,534	2,933,153
16168	Atascocita, Humble	199,556	228,895	6,783,196	315,000	234,620	530	0	243,450
07182	Holy Comforter, Kingwood	651,310	702,490	3,271,782	725,139	654,561	57,868	7,100	797,313
30120 *	Angel of Joy, Lufkin	43,719	43,950	443,414	0	25,273	0	0	25,273
30662 *	Joyful Life, Magnolia	88,157	88,157	0	0	122,000	0	0	122,000
16331 *	Lake Livingston, Onalaska	58,297	68,713	651,100	0	77,536	0	0	77,536
05983	Lord Of Life, The Woodlands	1,310,735	2,289,482	5,044,177	0	1,264,054	131,074	176,754	1,817,792
30359	Spirit Of Joy, The Woodlands	298,797	488,085	3,598,000	0	330,000	21,300	5,000	443,300
	<b>Conference Totals</b>	<b>\$4,688,935</b>	<b>\$7,707,331</b>	<b>\$34,104,681</b>	<b>\$2,603,263</b>	<b>\$5,508,581</b>	<b>\$375,344</b>	<b>\$216,369</b>	<b>\$7,705,522</b>

**Conference: 07 Southwest Houston Conference**

14062	St Peter, Bay City	98,654	98,654	1,096,473	0	83,226	1,793	0	85,019
14064 *	Hope, Beasley	36,997	59,522	197,000	0	42,494	500	0	59,097
30784 *	Celebration Church, Cypress	118,597	136,830	56,160	0	123,962	5,534	2,699	141,396
16110	Messiah, Cypress	694,927	705,384	1,813,258	502,383	700,384	14,352	52,130	836,310
14109	First English, Damon	48,967	52,757	215,834	0	43,330	2,000	1,085	56,085
14117	Christ, El Campo	286,943	409,224	1,607,492	0	227,785	9,000	15,520	254,645
14153	Advent, Houston	211,080	267,307	1,760,729	0	261,351	870	0	262,221
07397	Christ The Servant, Houston	494,129	683,251	2,415,389	0	525,182	2,400	62,753	771,173
07675	Covenant, Houston	120,439	183,730	2,688,109	0	374,948	5,648	5,830	386,426
30452	First Taiwanese, Houston	36,783	36,783	30,000	0	82,825	0	0	82,825
07487 *	Living Word, Katy	1,243,420	1,460,875	10,555,245	0	1,482,471	87,000	84,451	1,653,922
16023	New Hope, Missouri City	402,542	802,414	3,313,075	150,467	607,751	15,000	40,626	842,089
05966	St Martin's Evangelical, Sugar Land	250,528	404,252	3,319,370	0	234,779	7,500	5,082	282,074
14293 *	St John, Wallis	28,154	47,545	0	0	31,041	2,100	761	51,490

Evangelical Lutheran Church in America  
 Form A - Congregation Finances as of December 31, 2024

4F Texas-Louisiana Gulf Coast Synod, ELCA

Cong ID	Congregation Name and City	Regular Giving	Total Receipts	Total Assets	Total Indebtedness	Current Operating Expenses	Mission Support	Non-Mission Support	Total Disbursements
14299 *	St Paul, Wharton	80,580	119,860	778,883	0	78,178	2,087	3,070	102,196
	<b>Conference Totals</b>	<b>\$4,152,740</b>	<b>\$5,468,388</b>	<b>\$29,847,017</b>	<b>\$652,850</b>	<b>\$4,899,707</b>	<b>\$155,784</b>	<b>\$274,007</b>	<b>\$5,866,968</b>
	<b>Synod Totals</b>	<b>\$22,100,256</b>	<b>\$32,010,233</b>	<b>\$195,221,409</b>	<b>\$6,119,434</b>	<b>\$26,128,763</b>	<b>\$1,003,419</b>	<b>\$1,077,351</b>	<b>\$31,715,123</b>

4F Texas-Louisiana Gulf Coast Synod, ELCA

Summary of Membership Statistics Totals -- End of Year	2023	2024	Change	Percent
Congregations	95	92	-3	-3.16
Congregations - Organized	95	92	-3	-3.16
Congregations - Under Development	0	0	0	---
Congregations - Filed Form A	68	63	-5	-7.35
Baptized Members	25,948	24,223	-1,725	-6.65
Average Baptized Members per Congregation	273	263	-10	-3.60
Confirmed Members	21,597	20,094	-1,503	-6.96
Average Confirmed Members per Congregation	227	218	-9	-3.93

Analysis of Membership Gains and Losses

Baptized Members -- Received

By Baptism - Children Under Age 16	249	217	-32	-12.85
By Baptism - Adults Age 16 and Older	37	47	10	27.03
By Affirmation of Faith	351	414	63	17.95
By Transfer	346	290	-56	-16.18
From Other Sources and Stat Adjs	158	73	-85	-53.80
Baptized Members -- Total Received	1,141	1,041	-100	-8.76

Baptized Members -- Removed

By Death	316	309	-7	-2.22
By Transfer	197	320	123	62.44
For Other Reasons and Stat Adjs	1,273	1,774	501	39.36
Baptized Members -- Total Removed	1,786	2,403	617	34.55

Baptized Members Confirmed	170	216	46	27.06
Active Participants	14,696	14,875	179	1.22

Analysis of Attendance	2023	2024
Avg. # weeks congregations worshipped (on-site)	43	46
Avg. # weeks congregations worshipped (online)	35	37
Total avg. weekly worship attendance (on-site)	5,771	6,018
Total avg. weekly worship attendance (online)	3,674	4,022
Avg. att. per congregation (on-site)	70	73
Avg. att. per congregation (online)	56	64
Average att. as a percentage of baptized membership (on-site)	22.24	24.84
Average att. as a percentage of baptized membership (online)	14.16	16.60

4F Texas-Louisiana Gulf Coast Synod, ELCA

Summary of Financial Statistics		2023	2024	Change	Percent	Statistical Analysis	
Totals -- End of Year						Averages per Congregation Reporting	
Total Receipts		35,034,673	32,010,233	-3,024,440	-8.63	Total Receipts (/91)	351,760.80
Total Disbursements **		33,016,212	31,715,123	-1,301,089	-3.94	Total Disburse (/91)	348,517.84
Total Indebtedness on Dec 31		6,361,950	6,119,434	-242,516	-3.81	Total Indebtedness (/22)	278,156.09
Projected Mission Support		2,327,852	1,201,007	-1,126,845	-48.41		
Average Total Giving / Bapt Member		1043.98	1109.37	65.39	6.26	Percent Congs With No Debt	76.92
Average Total Giving / Conf Member		1254.31	1337.33	83.02	6.62		
<b>Detail of Financial Statistics - Receipts</b>							
Regular Giving		22,473,923	22,100,256	-373,667	-1.66		
Designated Giving		4,615,316	4,771,955	156,639	3.39		
Earned Income (any source)		1,777,974	2,151,039	373,065	20.98		
Grants (any source)		1,196,797	398,840	-797,957	-66.67		
All Other Receipts		4,970,663	2,588,143	-2,382,520	-47.93		
<b>Detail of Financial Statistics - Disbursements</b>				<b>Percent of Total Disbursements</b>			
Current Operating Expenses		26,057,304	26,128,763	71,459	0.27	Current Operating Expenses	82.39
Capital Improvements		2,622,337	1,495,263	-1,127,074	-42.98	Capital Improvements	4.71
Payments on Debts		840,971	954,325	113,354	13.48	Payments on Debts	3.01
Mission Support		1,033,423	1,003,419	-30,004	-2.90	Mission Support	3.16
Other Synod Benevolence		250,300	95,446	-154,854	-61.87	Other Synod Benevolence	0.30
Other CWO Benevolence		31,769	69,180	37,411	117.76	Other CWO Benevolence	0.22
Benevolence - Another Country		237,260	266,316	29,056	12.25	Benevolence - Another Country	0.84
Benevolence - Camps		122,108	70,230	-51,878	-42.49	Benevolence - Camps	0.22
Benevolence - Campus Ministry		54,803	55,302	499	0.91	Benevolence - Campus Ministry	0.17
Benevolence - Colleges		4,257	4,733	476	11.18	Benevolence - Colleges	0.01
Benevolence - Seminaries		8,220	5,760	-2,460	-29.93	Benevolence - Seminaries	0.02
Benevolence - Social Service		333,771	228,406	-105,365	-31.57	Benevolence - Social Service	0.72
Benevolence - Direct Recipient		478,639	281,978	-196,661	-41.09	Benevolence - Direct Recipient	0.89
Subtotal Non-Mission Supt Benev		1,521,127	1,077,351	-443,776	-29.17	Subtotal Non-Mission Supt Benev	3.40
Other Expenses & Realized Losses		941,050	1,056,002	114,952	12.22	Other Expenses & Realized Losses	3.33

\*\* Total Disbursements may not equal the sum of the disbursements details reported due to previous data not being included in the detail listing.

4F Texas-Louisiana Gulf Coast Synod, ELCA

Congregations Reporting Ethnic Active Participants					Percent of Congregations Reporting Ethnic Active Participants	
	2023	2024	Change	Percent		
African American/Black	48	49	1	2.08	African American/Black	53.26
African National/African Caribbean	17	16	-1	-5.88	African National/African Caribbean	17.39
American Indian/Alaska Native	7	9	2	28.57	American Indian/Alaska Native	9.78
Arab/Middle Eastern	8	6	-2	-25.00	Arab/Middle Eastern	6.52
Asian/Pacific Islander	25	29	4	16.00	Asian/Pacific Islander	31.52
Latino/Hispanic	60	58	-2	-3.33	Latino/Hispanic	63.04
Multiracial	37	35	-2	-5.41	Multiracial	38.04
White	88	85	-3	-3.41	White	92.39

Total Ethnic Active Participants					Percent Ethnic Active Participants	
	2023	2024	Change	Percent		
African American/Black	405	437	32	7.90	African American/Black	2.96
African National/African Caribbean	80	81	1	1.25	African National/African Caribbean	0.55
American Indian/Alaska Native	18	19	1	5.56	American Indian/Alaska Native	0.13
Arab/Middle Eastern	62	47	-15	-24.19	Arab/Middle Eastern	0.32
Asian/Pacific Islander	179	205	26	14.53	Asian/Pacific Islander	1.39
Latino/Hispanic	852	1,064	212	24.88	Latino/Hispanic	7.20
Multiracial	310	417	107	34.52	Multiracial	2.82
White	12,704	12,511	-193	-1.52	White	84.64

4F Texas-Louisiana Gulf Coast Synod, ELCA

(63 Congs Filed)

C31 Languages in which Liturgies are Regularly Conducted

Amharic	Estonian	Lao	Swahili
Anyuak	Finnish	Latvian	Swedish
Arabic	French	Maban	Tagalog
Batak	German 1	Mandarin 2	Taiwanese 1
Burmese	Haitian	Navajo	Tamil
Cambodian	Hmong	Norwegian	Telugu
Cantonese	Hungarian	Nuer	Thai
Cherokee	Indonesian	Oromo	Tigrinya
Creole	Inupiat	Paiute	Ukrainian
Czech	Japanese	Portuguese	Urdu
Danish	Kiswahili	Sign	Vietnamese
Dinka	Korean	Slovak	
English 90	Lakotah	Spanish 6	

C32 Disability Assistance Provided

Wheelchair Accessibility	87
Braille Worship Materials	2
Large Print Worship Materials	59
Assistive Hearing Devices	35
Sign Language Interpreters	2
Mental Health Ministries	11
Ministry with People with Developmental Disabilities	8
Specialized Faith Formation for Children or Adults (ADHD, autism, dyslexia, etc.)	4
No Response to Any	4

**Evangelical Lutheran Church in America**  
**Summary of Congregations That Did Not File 2024 Report Form A**

**4F Texas-Louisiana Gulf Coast Synod, ELCA**

<b>Last Year Filed</b>	<b>Cong ID</b>	<b>Cong Status</b>	<b>Baptized Members</b>	<b>Congregation Name</b>	<b>City, State</b>	<b>Minister</b>	<b>Phone</b>
2011	14203	Org	125	St Mark	Metairie, LA	Todd D. LaGrange	(504)833-0654
2013	14159	Org	96	Iglesia Evangelica Luterana El Buen Pastor	Houston, TX	Genaro Duenez	(713)222-1726
2014	14064	Org	62	Hope	Beasley, TX		(979)387-2580
2015	14293	Org	41	St John	Wallis, TX		(979)478-7118
2017	05974	Org	53	Love Evangelical	New Orleans, LA		(504)362-1967
2018	14110	Org	205	St John's	Deanville, TX		(979)535-4125
2019	16135	Org	214	Peace	Slidell, LA	Barbara A. Simmers	(985)641-6400
2021	05962	Org	370	Principe De Paz (Prince Of Peace)	Houston, TX		(713)946-7885
2021	14049	Org	390	Alvin	Alvin, TX		(281)331-5457
2021	30120	Org	54	Angel of Joy	Lufkin, TX		(936)632-4777
2022	05959	Org	724	Christ The King	Houston, TX	Jennifer A. Hope-Tringali	(713)523-2864
2022	05963	Org	123	Evangelical Lutheran Church Of The Redeemer	Houston, TX		(713)921-4986
2022	14237	Org	228	St John	La Grange, TX		(979)249-3155
2022	20098	Org	97	Bethlehem	New Orleans, LA		(504)895-7050
2022	30662	Org	104	Joyful Life	Magnolia, TX		(936)273-3979
2023	05884	Org	194	United Evangelical	Schulenburg, TX		(979)247-4151
2023	07445	Org	256	Hosanna	Houston, TX	Anthony J. Chatman	(281)440-6890
2023	07487	Org	1,577	Living Word	Katy, TX	Ariel A. Otterstad	(281)392-2300
2023	14069	Org	680	St John	Bellville, TX	Jay R. Grave	(979)865-2081
2023	14075	Org	841	St Paul's	Brenham, TX	Donna J. Krueger	(979)836-5522
2023	14085	Org	418	Martin Luther	Carmine, TX		(979)278-3388
2023	14088	Org	187	St John	Cat Spring, TX		(979)865-5444
2023	14200	Org	127	Grace	New Orleans, LA	Kathryn M. Jacob	(504)482-4994
2023	14291	Org	121	Waldeck	Ledbetter, TX		(979)249-3802
2023	14292	Org	326	St John's	Waller, TX		(936)372-2903
2023	14299	Org	74	St Paul	Wharton, TX		(979)532-2315
2023	14301	Org	220	Immanuel	Brenham, TX		(979)836-6780
2023	16331	Org	27	Lake Livingston	Onalaska, TX		(936)646-5681
2023	30784	Org	103	Celebration Church	Cypress, TX		(281)840-0195

**Synod Total: 29 Congregation(s)**