

2024

# Synod Data Toolkit

Southwestern Texas  
Synod (4E)

Office of the Secretary  
December 2025



Evangelical  
Lutheran Church  
in America

This page intentionally left blank.

# Table of Contents

**03**

Synod Summary

**05**

Synod Trend Tables & Charts

**18**

Baptized Members, Average Attendance, and Active Participants

**24**

Baptisms by Congregation

**30**

Congregation Reports

## Summary of Membership, Participation, and Attendance

### 4E - Southwestern Texas

**Baptized membership** has declined 27% over the past eight years, changing from 34,148 in 2017 to 25,033 in 2024. Over this same time period, the overall ELCA baptized membership decreased 23%.

Since 2017, **active participation** has shrunk 29%, moving from 24,020 to 17,157 with a drop of 1,624 in the most recent year. When looking at participation changes between 2020 and 2024 there was a 17% decrease. Since 2017, active participation in the ELCA overall has decreased by 38% (approximately 5% per year). Since 2020, active participation has decreased at a slightly slower rate of 16% (approximately 4% per year).

**In-person worship attendance** has declined 41% from 11,046 in 2017 to 6,543 in 2024. Some of this decline is made up by attenders worshiping online (4,350 in 2024). It is important to note that beginning in 2020, congregations were asked specifically about their in-person and online worship attendance separately. In-person worship attendance has increased 21% since 2020 from 5,429 to 6,543 in 2024. Since 2020, the overall ELCA in-person worship attendance increased 30% from 404,611 to 525,792 in 2024.

## Summary of Finances

### 4E - Southwestern Texas

**Regular giving** has decreased by 2% since 2017, moving from \$24,832,476 in 2017 to \$24,354,789 in 2024. Over this period, inflation was 28%. Since 2020, regular giving has decreased by 2% in the synod and decreased by 2.5% in the ELCA overall; inflation was 21% during this time period.

**Mission support** has decreased 15% since 2017, from \$1,438,882 to \$1,224,243 in 2024. The ELCA overall experienced a 12% decline over the same period. Since 2020, mission support has decreased by 8% in the synod and decreased by 7% in the ELCA overall.

**Operating expenses** have increased by 11%, standing at \$27,903,922 in 2024 compared to \$25,185,140 in 2017. They have increased by 4% for the ELCA overall during this time. Since 2020, operating expenses have increased by 14% in the synod and increased 8% in the ELCA overall.

# Synod Trend Tables and Charts

- Synod Trend Tables
- Synod Trend Charts
- Congregations by Size
- Growth & Decline Tables

# Annual Congregation Report

## Trends for 4E - Southwestern Texas

	2017	2018	2019	2020	2021	2022	2023	2024
<b>Number of Organized Congregations</b>	123	125	124	121	114	112	109	106
<b>Baptized Membership</b>	34,148	33,711	33,099	31,507	29,777	27,659	26,436	25,033
<b>Members Received By:</b>								
Baptism: Children	330	347	365	168	223	248	229	215
Baptism: Adults	38	33	35	35	28	25	30	33
Affirmation of Faith	394	374	393	151	186	269	246	265
Transfer	552	567	484	218	329	337	372	305
Other and Statistical Adjustment	166	225	52	73	43	58	23	48
<b>Members Removed By:</b>								
Death	431	482	420	462	393	383	379	358
Transfer	437	436	355	336	349	300	229	165
Other and Statistical Adjustment	1,029	1,071	1,020	1,017	1,312	2,064	1,095	1,279
<b>Baptized Members Confirmed</b>	322	239	267	127	204	192	146	146
<b>Confirmed Members</b>	27,525	27,606	25,830	25,330	24,629	22,943	21,804	20,440
<b>Active Participants</b>	24,020	23,552	22,957	20,609	19,408	19,112	18,781	17,157
<b>Average Attendance</b>	11,046	10,621	10,392	Not collected	Not collected	Not collected	Not collected	Not collected
<b>Average Attendance - On-site</b>				5,429	4,822	6,461	6,529	6,543
<b>Average Attendance - Online</b>				13,119	8,107	4,721	4,105	4,350
<b>Racial/Ethnic Composition of Active Participants</b>								
African American/Black	103	169	220	186	134	148	211	109
African National/African Caribbean	25	25	35	32	41	57	76	29
American Indian/Alaska Native	30	27	31	27	36	23	30	12
Arab/Middle Eastern	10	17	39	25	18	41	58	13
Asian/Pacific Islander	157	167	177	169	156	157	172	90
Multi-Racial/Multi-Ethnic	434	322	433	567	501	502	881	522
Other	816	651	Omitted	Omitted	Omitted	Omitted	Omitted	Omitted
Hispanic/Latino	1,715	1,775	1,913	1,498	1,462	1,450	1,500	1,317
White	20,538	20,399	19,894	18,295	16,890	16,388	14,909	14,151

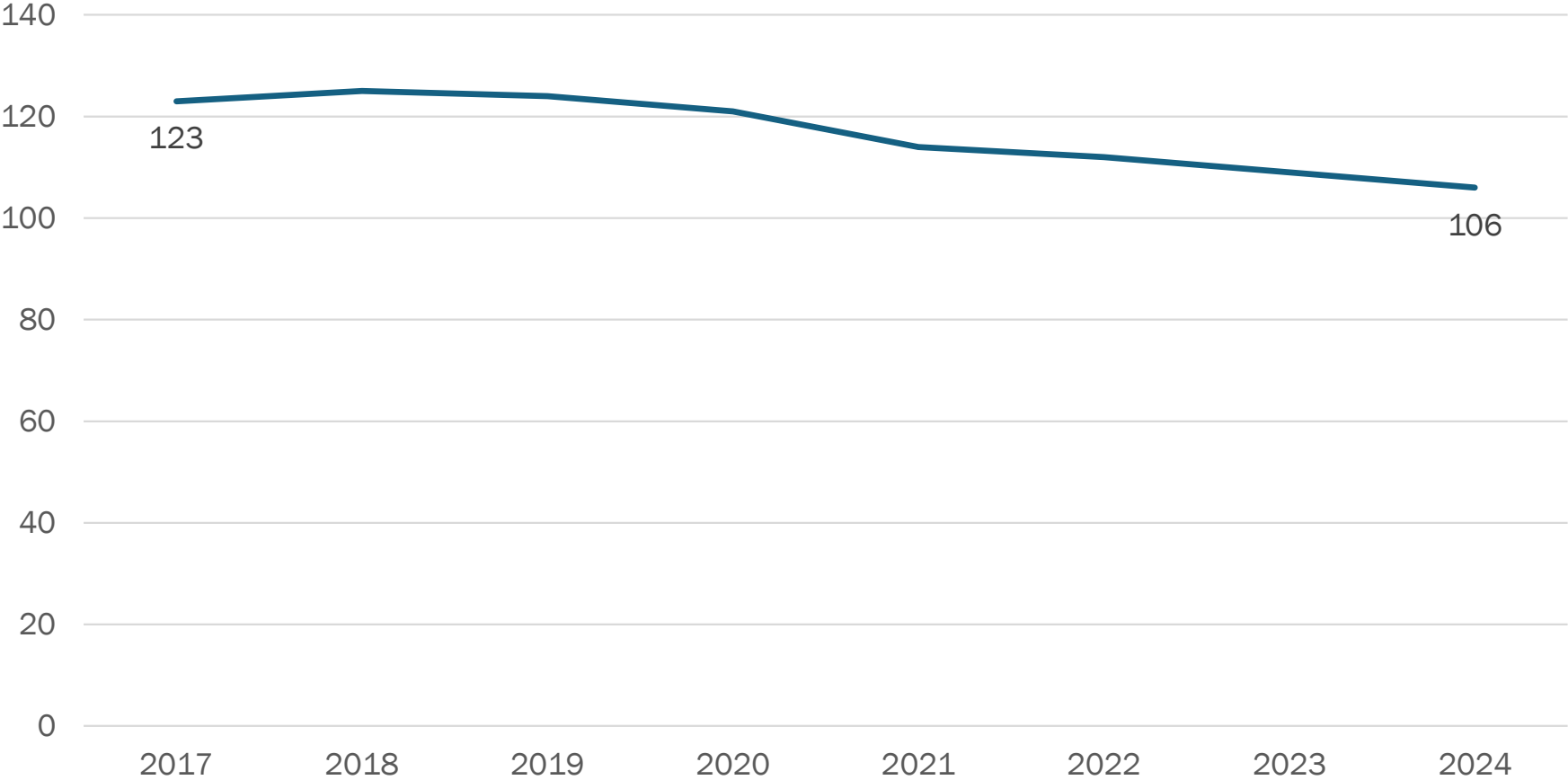
# Annual Congregation Report

## Trends for 4E - Southwestern Texas

	2017	2018	2019	2020	2021	2022	2023	2024
<b>Regular Giving by Members</b>	\$24,832,476	\$25,347,815	\$27,328,696	\$24,927,194	\$24,279,771	\$25,083,616	\$24,111,404	\$24,354,789
<b>Designated Giving by Members</b>	\$3,577,265	\$4,015,992	\$3,490,907	\$4,836,057	\$4,965,965	\$6,145,334	\$6,105,907	\$6,730,227
<b>Earned Income (any source)</b>	\$5,125,260	\$3,782,063	\$4,951,291	\$3,577,963	\$3,669,314	\$3,338,671	\$3,543,007	\$5,680,546
<b>Grants &amp; Partnership Support</b>	\$336,546	\$185,576	\$304,749	\$1,307,000	\$899,604	\$1,890,984	\$1,140,994	\$418,448
<b>Other Receipts</b>	\$2,899,757	\$5,591,805	\$2,627,621	\$3,272,563	\$2,603,850	\$4,698,469	\$5,901,217	\$5,204,599
<b>Total Receipts</b>	\$36,771,304	\$38,923,251	\$38,703,264	\$37,920,777	\$36,418,504	\$41,157,074	\$40,802,529	\$42,388,609
<b>Total Indebtedness</b>	\$14,817,734	\$17,341,684	\$19,140,653	\$18,728,558	\$21,412,923	\$18,095,971	\$18,175,169	\$16,932,720
<b>Intended Mission Support</b>	\$1,656,475	\$1,530,062	\$1,878,357	\$1,917,177	\$1,171,702	\$1,236,822	\$1,114,225	\$1,025,683
<b>Current Operating Expenses</b>	\$25,185,140	\$26,975,557	\$27,472,524	\$24,508,489	\$24,099,923	\$25,561,152	\$26,290,677	\$27,903,922
<b>Capital Improvements</b>	\$2,006,004	\$7,128,839	\$4,880,194	\$4,382,648	\$3,211,410	\$5,341,419	\$4,855,276	\$3,192,117
<b>Payments on Debt</b>	\$1,910,949	\$2,146,113	\$2,589,149	\$1,743,354	\$1,591,057	\$1,998,268	\$1,566,991	\$4,145,490
<b>Mission Support</b>	\$1,438,882	\$1,410,910	\$1,365,733	\$1,335,317	\$1,311,723	\$1,229,843	\$1,214,558	\$1,224,243
as % of Total Disbursements	4.20	3.44	3.51	3.59	3.72	3.08	3.07	3.03
as % of Regular Giving	5.79	5.57	5.00	5.36	5.40	4.90	5.04	5.03
<b>Other Benevolence sent directly:</b>								
To the synod	\$275,019	\$236,184	\$185,265	\$108,811	\$72,717	\$212,866	\$51,719	\$68,199
To the churchwide organization	\$74,976	\$56,385	\$47,900	\$82,606	\$46,680	\$98,678	\$74,541	\$100,790
For activity in another country	\$107,372	\$116,045	\$128,966	\$106,186	\$115,951	\$105,677	\$106,240	\$102,225
To camps	\$77,046	\$71,577	\$83,975	\$73,865	\$48,633	\$104,063	\$60,729	\$69,461
To colleges	\$41,626	\$35,344	\$20,828	\$22,976	\$18,349	\$30,239	\$25,279	\$30,696
To seminaries	\$32,547	\$27,025	\$16,416	\$16,713	\$15,753	\$24,750	\$23,147	\$3,679
To social service organizations	\$297,906	\$182,504	\$183,406	\$312,153	\$450,964	\$478,326	\$264,674	\$294,618
To campus ministry	\$33,636	\$23,925	\$28,376	\$31,477	\$25,170	\$28,006	\$31,489	\$42,002
All other benevolence	\$799,454	\$970,933	\$958,994	\$1,126,363	\$676,810	\$980,859	\$719,404	\$672,871
<b>Non-mission support benevolence</b>	\$1,739,582	\$1,719,922	\$1,654,126	\$1,881,150	\$1,471,027	\$2,063,464	\$1,357,222	\$1,384,541
<b>Other expenses</b>	\$1,999,608	\$1,665,677	\$955,173	\$3,320,776	\$3,554,591	\$3,709,206	\$4,251,799	\$2,499,885
<b>Sum of Disbursements</b>	\$34,280,165	\$41,047,018	\$38,916,899	\$37,171,734	\$35,239,731	\$39,903,352	\$39,536,523	\$40,350,198

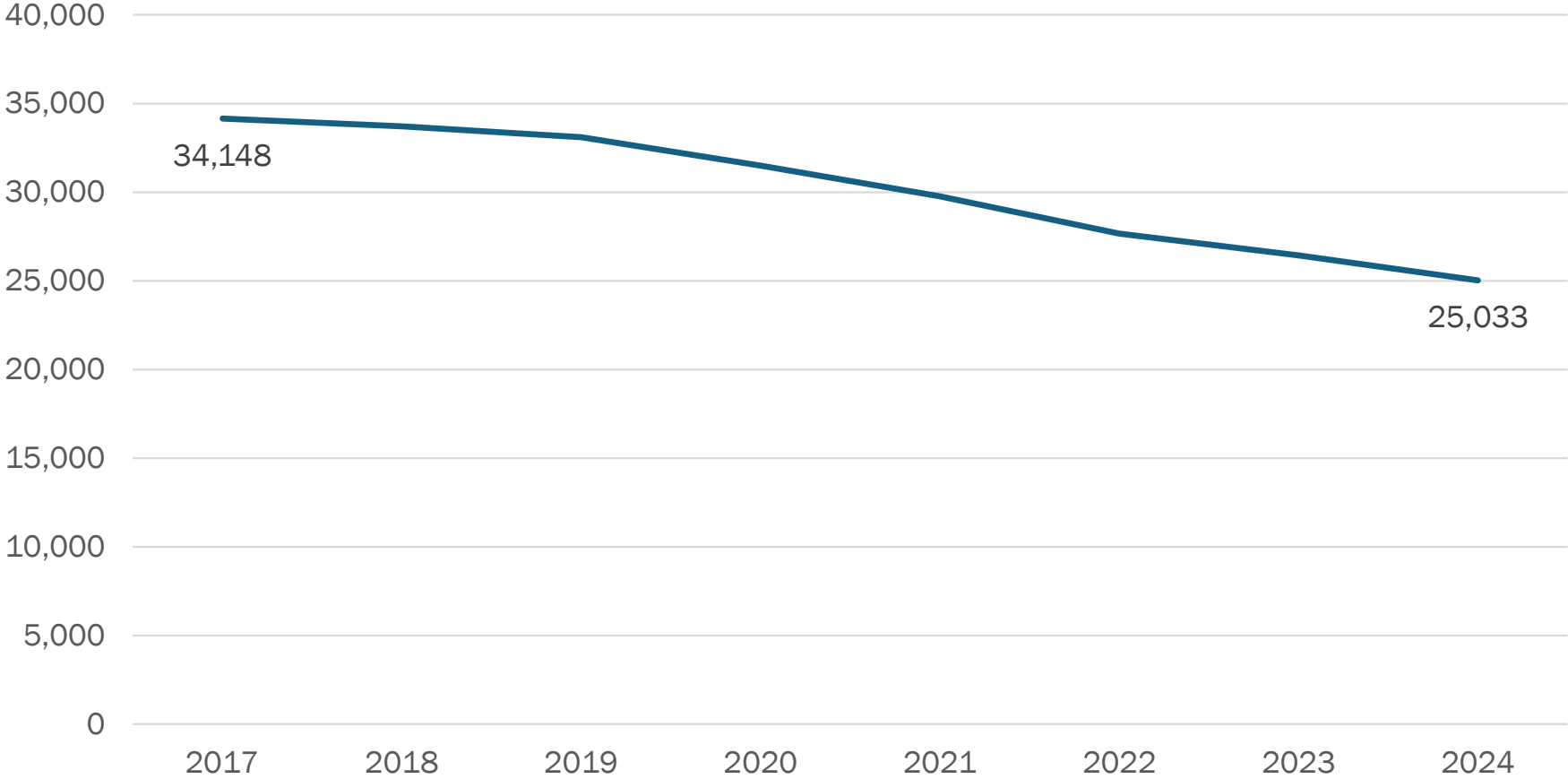
# Number of Organized Congregations (2017-2024)

4E - Southwestern Texas



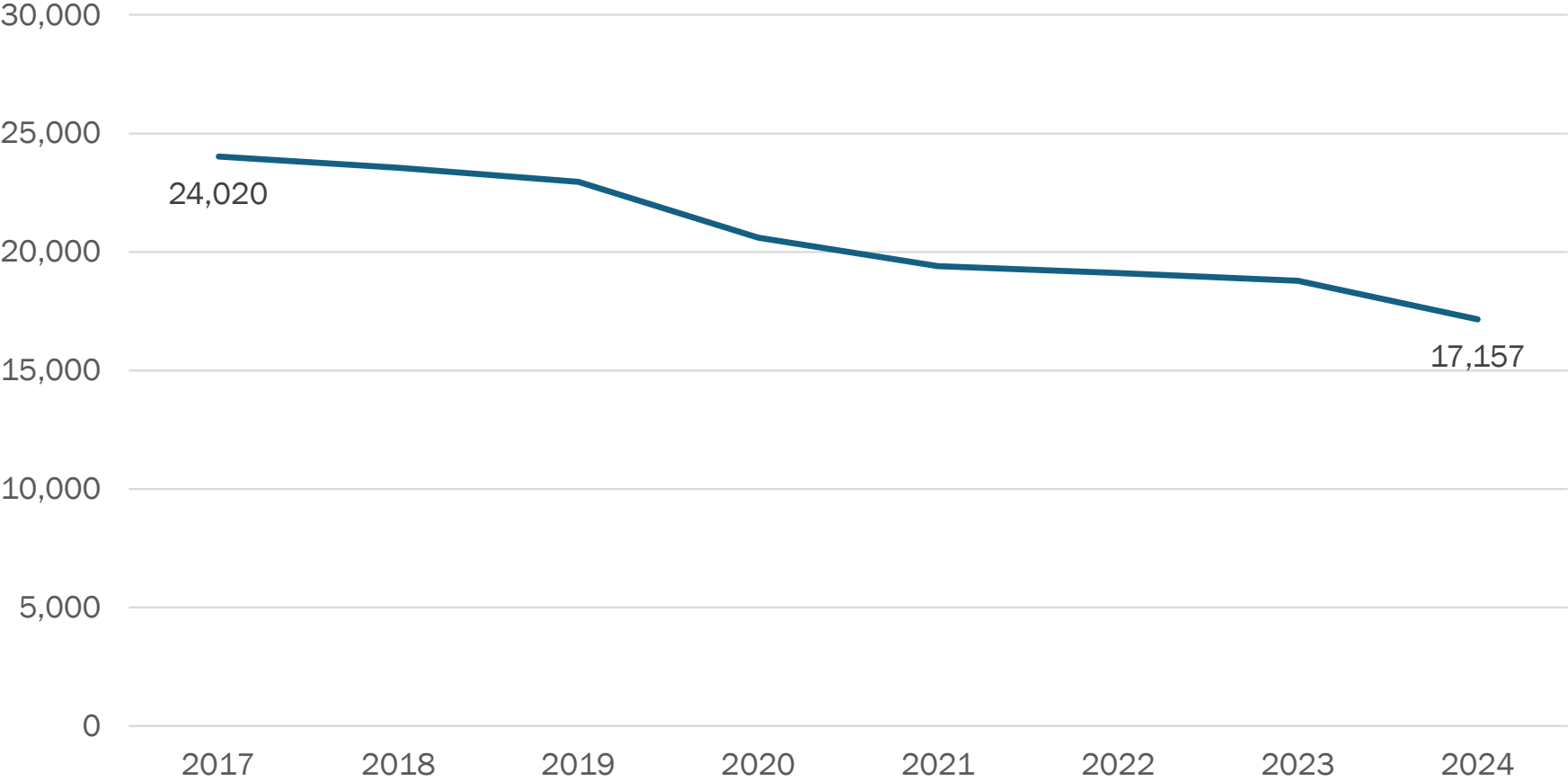
# Baptized Membership (2017-2024)

4E - Southwestern Texas



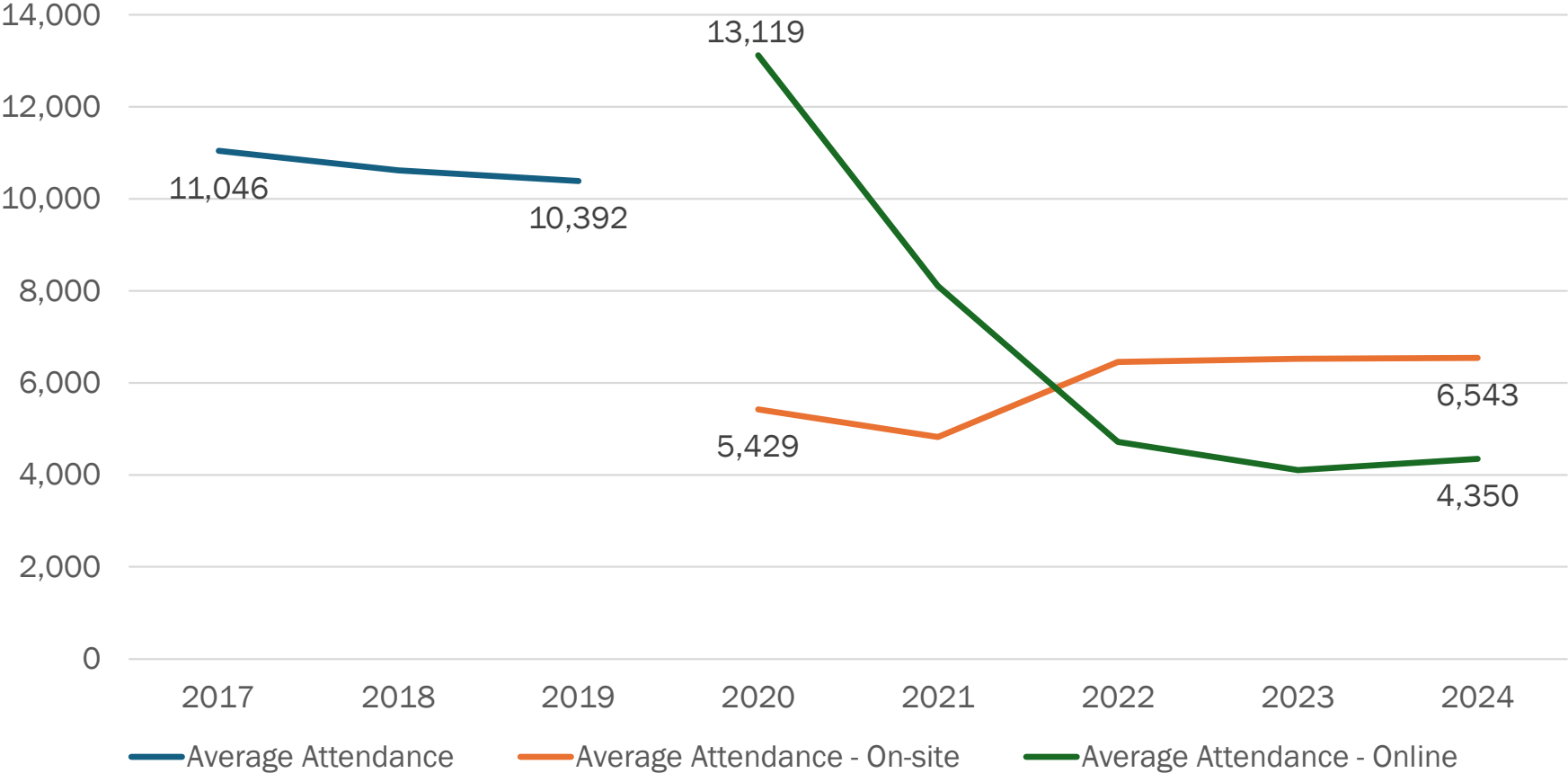
# Active Participants (2017-2024)

## 4E - Southwestern Texas



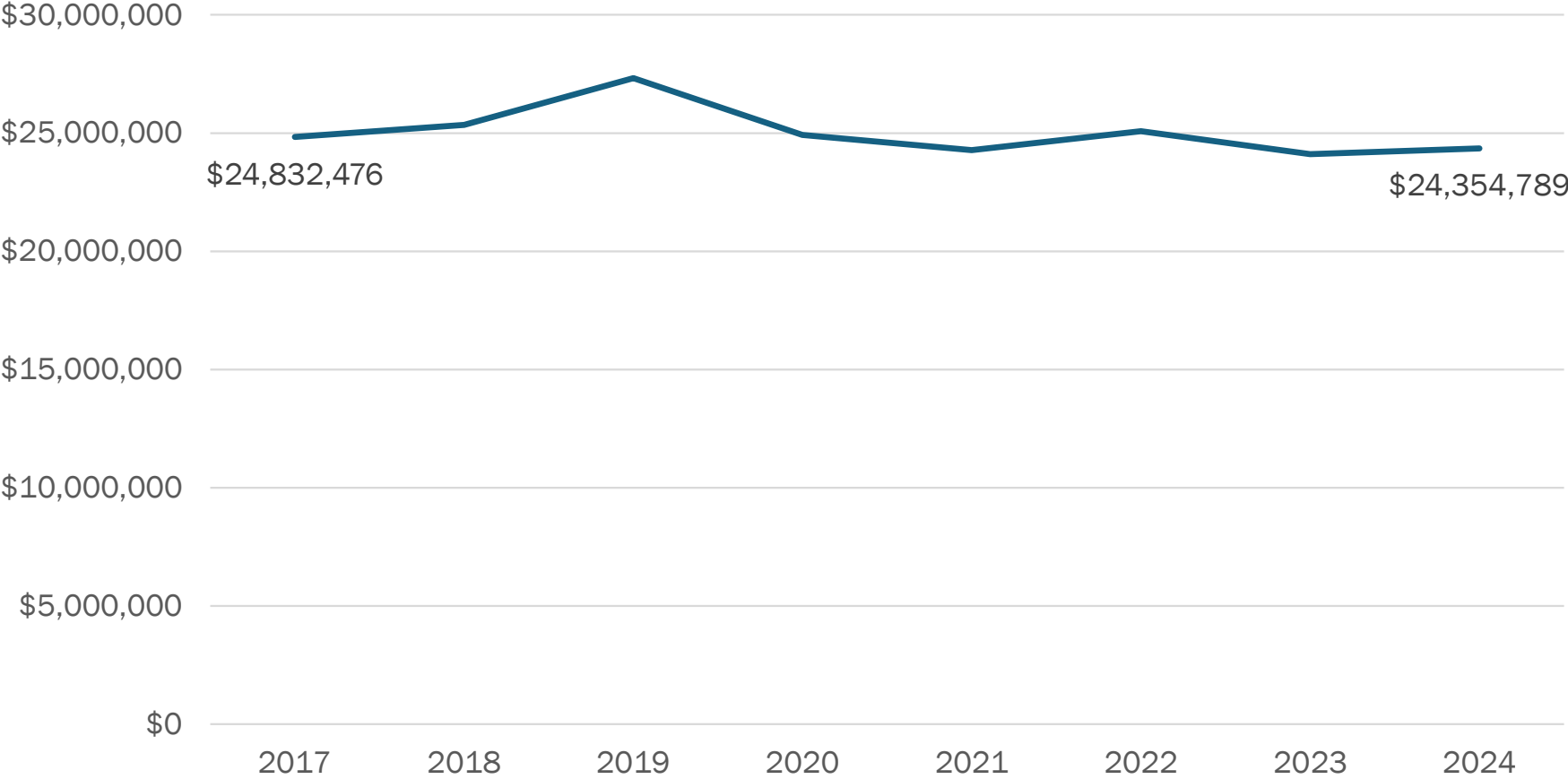
# Worship Attendance (2017-2024)

## 4E - Southwestern Texas



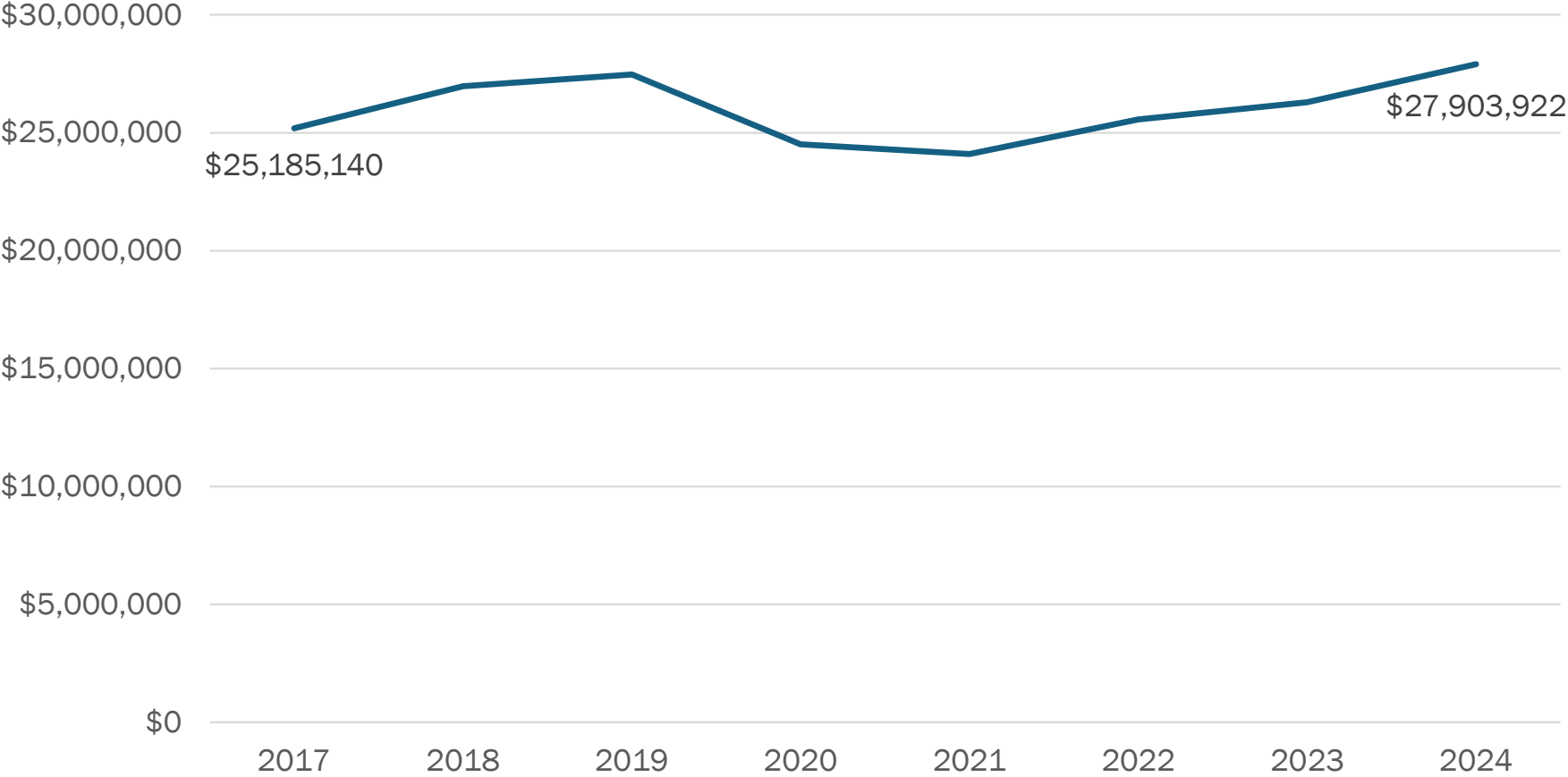
# Regular Giving by Members (2017-2024)

## 4E - Southwestern Texas



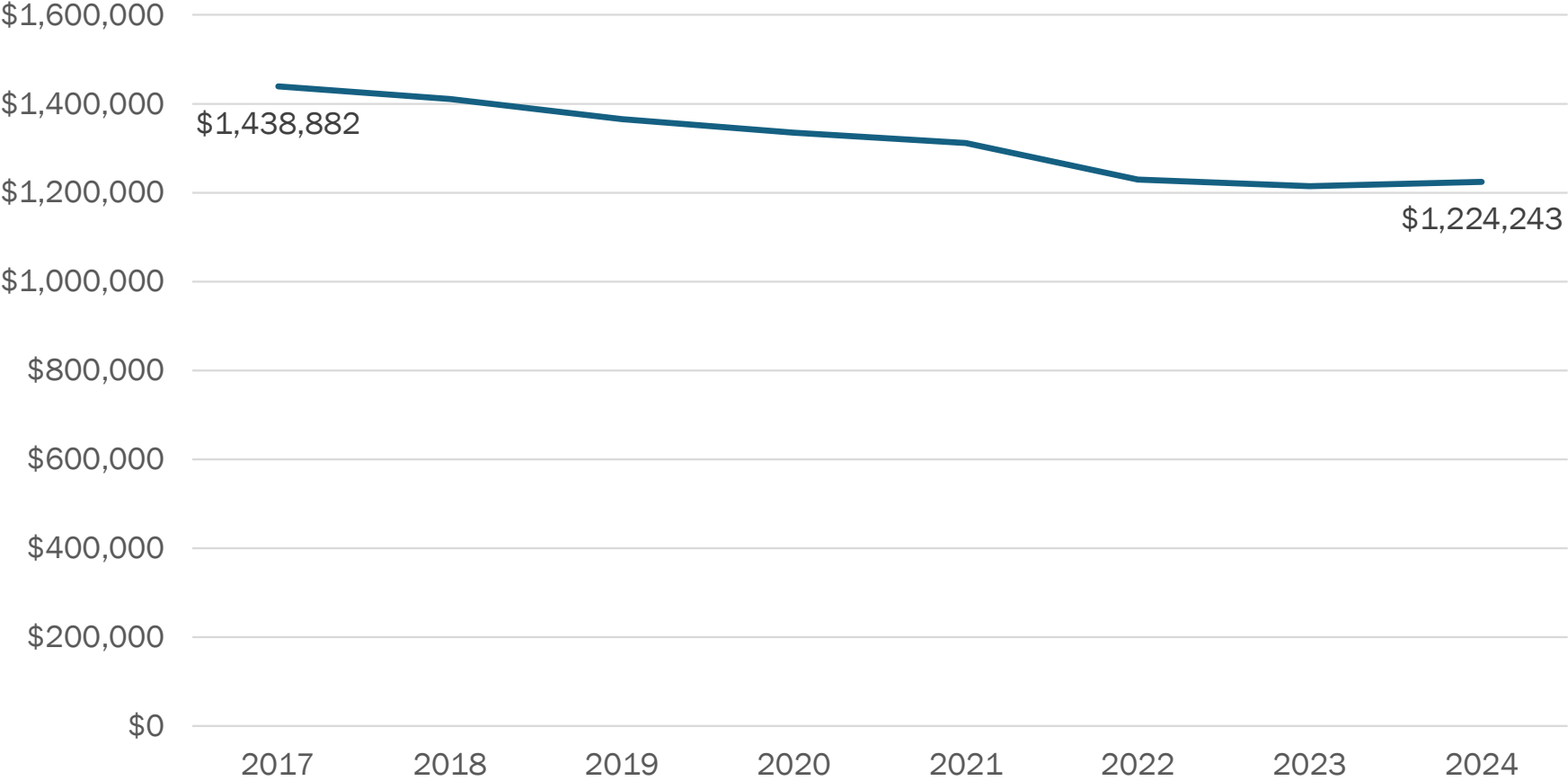
# Current Operating Expenses (2017-2024)

4E - Southwestern Texas



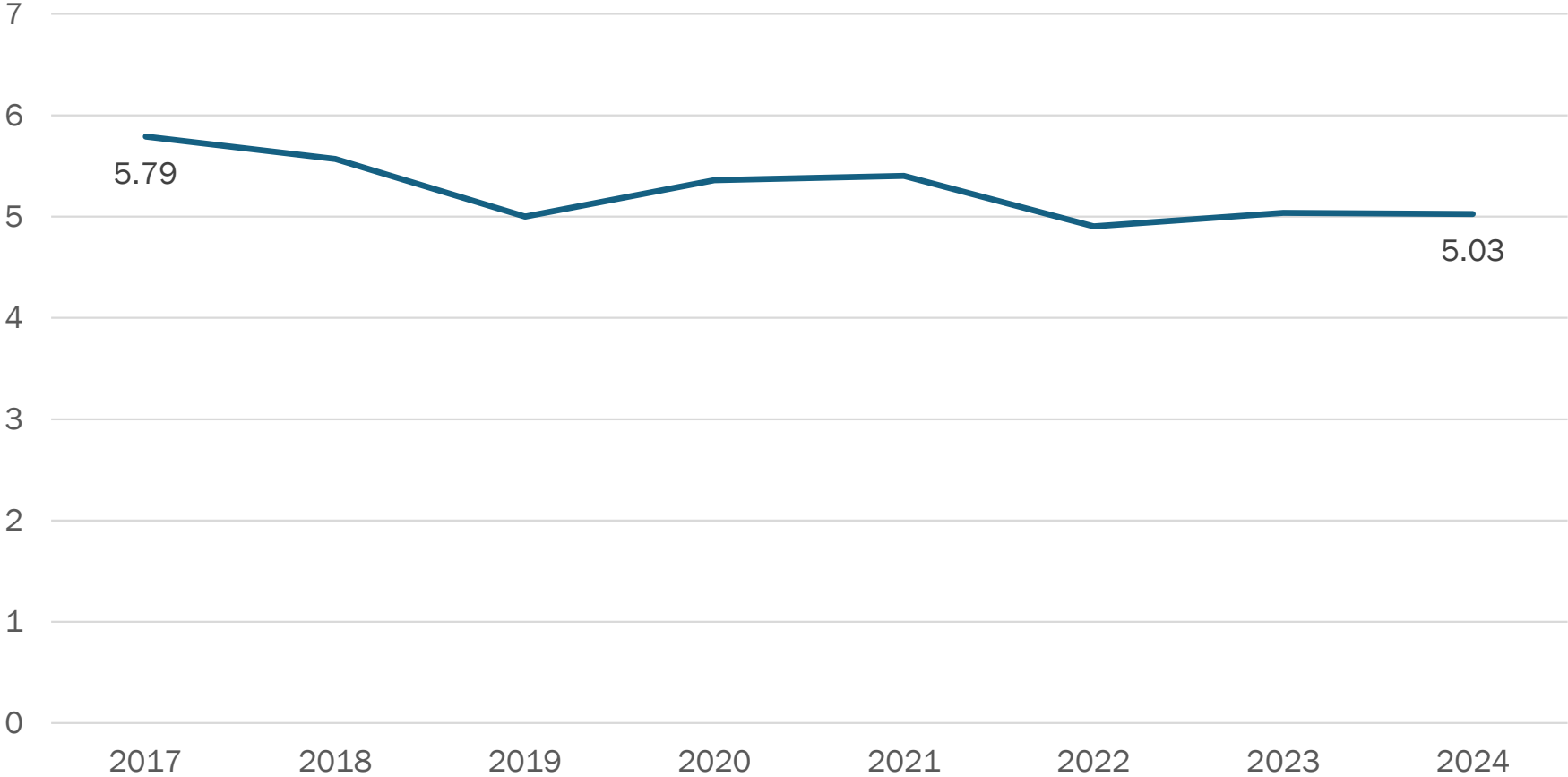
# Mission Support (2017-2024)

## 4E - Southwestern Texas

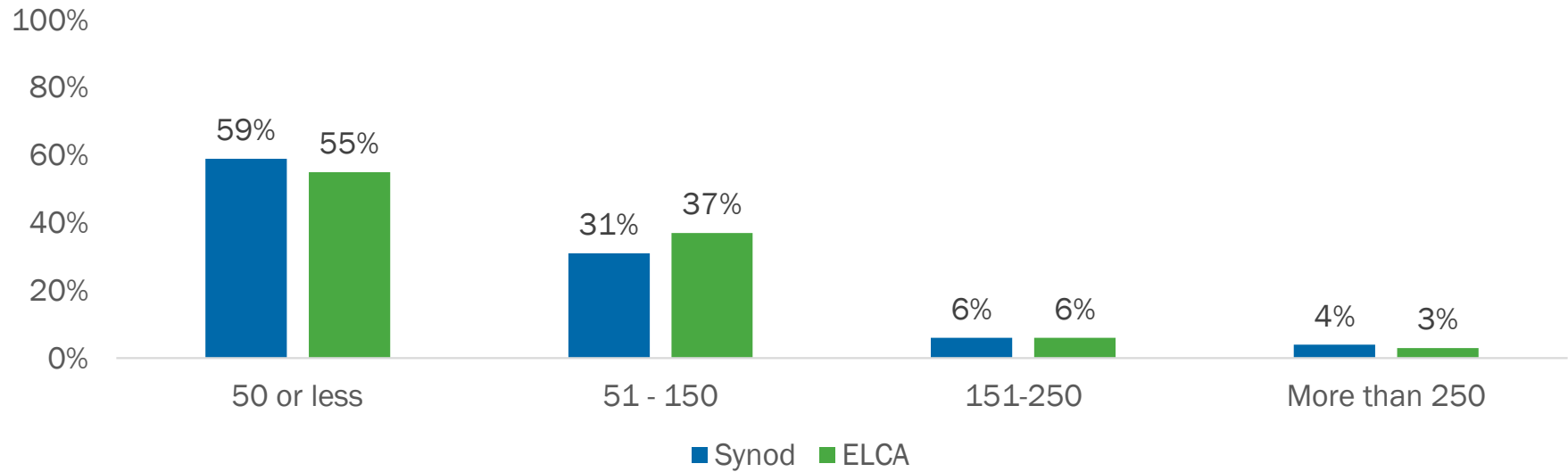


# Mission Support as % of Regular Giving (2017-2024)

4E - Southwestern Texas



## Congregations by Size (Average On-Site Worship Attendance) 4E - Southwestern Texas



Average On-Site Worship Attendance	Number of congregations (Synod)*	% of congregations (Synod)	Number of congregations (ELCA)*	% of congregations (ELCA)
50 or less	58	59%	4134	55%
51-150	31	31%	2787	37%
151-250	6	6%	430	6%
More than 250	4	4%	220	3%

\*Submitted at least one Annual Congregation Report between 2020 and 2024.

## Growth and Decline (2019-24)

### 4E - Southwestern Texas

Change in Baptized Membership	# of congregations* (Synod)	% of congregations (Synod)	# of congregations* (ELCA)	% of congregations (ELCA)
Decline greater than 25%	29	43%	1,450	28%
Decline between 5% - 25%	19	28%	1,504	29%
Stable (decline <5% - incline <5%)	11	16%	1,492	29%
Increase between 5% - 25%	7	10%	545	11%
Increase greater than 25%	1	1%	109	2%

Change in Active Participants	# of congregations* (Synod)	% of congregations (Synod)	# of congregations* (ELCA)	% of congregations (ELCA)
Decline greater than 25%	33	49%	2,298	45%
Decline between 5% - 25%	13	19%	1,133	22%
Stable (decline <5% - incline <5%)	6	9%	491	10%
Increase between 5% - 25%	5	7%	510	10%
Increase greater than 25%	10	15%	668	13%

Change in On-Site Worship Attendance	# of congregations* (Synod)	% of congregations (Synod)	# of congregations* (ELCA)	% of congregations (ELCA)
Decline greater than 25%	41	61%	2,740	54%
Decline between 5% - 25%	19	28%	1,590	31%
Stable (decline <5% - incline <5%)	3	4%	329	6%
Increase between 5% - 25%	2	3%	281	6%
Increase greater than 25%	2	3%	160	3%

\*Only congregations that filed an Annual Congregation Report in 2019 and 2024 are included.

Baptized Members,  
Average Attendance,  
and Active  
Participants

## Baptized Members, Average Attendance (online and on-site), and Active Participants

### 4E - Southwestern Texas

CongID	Congregation Name	City	State	ZIP	Data Year	Baptized Members	Average Online Attendance	Average On-site Attendance	Active Participants
14148	Zion Lutheran Church Of Helotes	San Antonio	TX	78254-6401	2024	1568	42	288	1266
14130	Bethany Lutheran Church	Fredericksburg	TX	78624-3802	2024	1114	39	299	932
05905	Palm Valley Lutheran Church	Round Rock	TX	78683-8266	2023	1100	173	458	894
16162	Abiding Love Lutheran Church	Austin	TX	78749-2374	2024	774	43	146	774
16163	Triumphant Lutheran Church	Garden Ridge	TX	78266-2099	2024	442	164	155	740
07488	Triumphant Love Lutheran Church	Austin	TX	78759-6321	2024	686	126	195	700
14217	Immanuel Lutheran Church	Pflugerville	TX	78660-8057	2024	674	85	185	674
14185	St Peter's Lutheran Church	Marble Falls	TX	78654-4923	2024	519	30	142	650
14242	Christ Lutheran Church	San Antonio	TX	78209-3732	2024	471	182	141	470
07573	Abiding Presence Lutheran Church	San Antonio	TX	78232-4352	2023	962	78	260	459
14139	Christ Lutheran Church	Georgetown	TX	78627-0895	2024	499	55	156	423
14259	Emanuel's Lutheran Church	Seguin	TX	78155-5635	2024	477	23	126	320
07485	Shepherd Of The Hills Lutheran Church	Austin	TX	78746	2022	1035	133	185	315
14057	St Martin's Lutheran Church	Austin	TX	78701-1514	2024	668	180	157	275
05900	Our Savior Lutheran Church	McAllen	TX	78501-3930	2024	138	26	108	250
14257	St John Lutheran Church	San Juan	TX	78589-0062	2024	234	80	92	235
05897	Good Shepherd Lutheran Church	Kenedy	TX	78119-0032	2024	366	108	73	224
16445	Peace Lutheran Church	New Braunfels	TX	78130-5958	2024	321	82	83	223
14186	St John Lutheran Church	Marion	TX	78124-0068	2024	248	0	60	218
14055	Faith Lutheran Church	Austin	TX	78757-2521	2024	160	103	43	213
14245	Grace Lutheran Church	San Antonio	TX	78215-1840	2023	213	20	75	209
05915	Trinity Lutheran Church	Victoria	TX	77901-6629	2024	408	453	118	200
05881	Gethsemane Lutheran Church	Austin	TX	78752-1106	2023	388	40	60	200

## Baptized Members, Average Attendance (online and on-site), and Active Participants

### 4E - Southwestern Texas

CongID	Congregation Name	City	State	ZIP	Data Year	Baptized Members	Average Online Attendance	Average On-site Attendance	Active Participants
14119	St Peter Lutheran Church	Elgin	TX	78621-1615	2024	183	15	70	190
05887	St Mark Lutheran Church	Cuero	TX	77954-0248	2024	440	148	60	182
05894	Hutto Lutheran Church	Hutto	TX	78634-3336	2024	286	18	87	182
14116	First Lutheran Church	Edinburg	TX	78539-3904	2024	181	34	62	181
14253	Trinity Lutheran Church	San Antonio	TX	78214-3526	2024	172	80	33	173
30937	Spirit Of Joy Lutheran Church	Seguin	TX	78155-4313	2024	210	82	79	163
05913	Martin Luther Lutheran Church	Victoria	TX	77905-3256	2018	159	0	0	159
05919	Christ The King Lutheran Church	Universal City	TX	78148-3901	2024	231	20	76	150
05911	United Dr Martin Luther Lutheran Church	Shiner	TX	77984-0026	2024	388	221	110	148
14249	Shepherd King Lutheran Church	San Antonio	TX	78216-3818	2024	141	4	36	147
14090	Christ Lutheran Church	Fredericksburg	TX	78624-6289	2021	92	0	29	141
05908	Macarthur Park Lutheran Church	San Antonio	TX	78217-4522	2024	148	13	55	134
14173	Peace Lutheran Church	Austin	TX	78717-0039	2024	189	24	53	134
16332	Galilean Lutheran Church	Corpus Christi	TX	78414-3660	2024	306	102	90	133
14132	Zion Lutheran Church	Fredericksburg	TX	78624-1904	2024	221	64	67	132
14282	St John Lutheran Church	Thorndale	TX	76577-0021	2021	205	0	30	125
14285	Christ The Victor Lutheran Church	Victoria	TX	77904-1755	2024	150	145	43	122
16083	Grace Lutheran Church	Round Rock	TX	78681-5705	2024	121	3	35	121
14251	St John's Evangelical Lutheran Church	San Antonio	TX	78205-3424	2024	137	0	84	120
05879	St Peter Lutheran Church	Goliad	TX	77963-3414	2024	194	17	57	112
14096	Immanuel Lutheran Church	Comfort	TX	78013-0427	2024	278	15	57	112
14206	St Paul Lutheran Church	Nordheim	TX	78141-0188	2023	161	20	54	110
05922	Holy Cross Lutheran Church	Austin	TX	78745-1304	2020	101	68	50	104

## Baptized Members, Average Attendance (online and on-site), and Active Participants

### 4E - Southwestern Texas

CongID	Congregation Name	City	State	ZIP	Data Year	Baptized Members	Average Online Attendance	Average On-site Attendance	Active Participants
05880	First English Lutheran Church	Austin	TX	78705-2921	2024	251	0	36	100
14121	Christ Lutheran Church Of Elm Creek	Seguin	TX	78155-0780	2024	409	0	70	100
30818	Spirit In The Hills Lutheran Church	Spicewood	TX	78669-2185	2024	98	30	34	100
14295	Faith Lutheran Church	Weimar	TX	78962-0216	2023	152	0	42	97
14179	Grace Lutheran Church	Lockhart	TX	78644	2024	245	0	43	94
14271	St John's Lutheran Church	Stockdale	TX	78160-0142	2023	122	0	27	92
14187	St Paul Lutheran Church	Mason	TX	76856-0026	2024	449	0	73	90
14258	First Lutheran Church	San Marcos	TX	78666-2905	2022	104	21	30	90
14265	Grace Lutheran Church	Sinton	TX	78387-0396	2018	93	0	0	85
30667	New Life Lutheran Church	Dripping Springs	TX	78620-1153	2023	84	2	50	84
14197	St Andrew Lutheran Church	Canyon Lake	TX	78133-6022	2024	310	10	70	80
14059	Grace Lutheran Church	Bandera	TX	78003-1226	2024	160	3	35	76
14247	Hope Lutheran Church	San Antonio	TX	78228-1101	2024	154	100	49	74
14189	Ebenezer Lutheran Church	Maxwell	TX	78656-0095	2023	126	10	38	74
14071	St John Lutheran Church	Bishop	TX	78343-2647	2024	128	8	44	73
16087	Good News Lutheran Church	San Antonio	TX	78223-9359	2018	156	0	0	70
05885	St Mark Lutheran Church	Corpus Christi	TX	78412-2329	2024	70	16	32	69
05902	Salem Lutheran Church	Port Lavaca	TX	77979-1900	2024	198	10	47	68
14137	St James Lutheran Church	Ganado	TX	77962-0250	2024	328	0	37	65
14229	St John Lutheran Church	Robstown	TX	78380-6122	2024	125	93	56	65
14053	Zion Lutheran Church	Cuero	TX	77954-6660	2024	191	357	40	64
14056	St John Lutheran Church	Austin	TX	78704-7027	2024	137	13	25	60
16270	Iglesia Luterana Cristo Rey	Pharr	TX	78577-1614	2017	94	0	0	55

## Baptized Members, Average Attendance (online and on-site), and Active Participants

### 4E - Southwestern Texas

CongID	Congregation Name	City	State	ZIP	Data Year	Baptized Members	Average Online Attendance	Average On-site Attendance	Active Participants
16322	Mision Luterana San Pablo	Weslaco	TX	78599-0028	2017	122	0	0	55
05920	House Of Prayer Lutheran Church	San Antonio	TX	78230-3253	2024	80	5	24	52
07706	Lutheran Church Of The Resurrection	Wimberley	TX	78676-1087	2020	79	15	25	52
14146	St James Lutheran Church	Harper	TX	78631-0191	2024	134	0	32	50
14196	Zion Lutheran Church	Moulton	TX	77975-0176	2023	113	0	32	50
14061	Good Shepherd Lutheran Church	Bastrop	TX	78602-0750	2024	42	2	10	46
07845	Iglesia Luterana San Lucas	Eagle Pass	TX	78853-1247	2024	411	125	35	45
14274	Zion Lutheran Church	Sublime	TX	77986-0043	2024	69	0	23	45
30370	Living Word Lutheran Church	Buda	TX	78610-0412	2024	76	6	32	45
14086	St John Lutheran Church	Castell	TX	76831-0104	2024	61	0	28	42
14305	Peace Lutheran Church	Woodsboro	TX	78393-1108	2024	67	3	21	42
14224	St Peter Lutheran Church	West Point	TX	78963-0010	2022	42	0	16	42
16038	Faith Lutheran Church	Beeville	TX	78102-2900	2024	196	70	42	38
14246	Highland Park Lutheran Church	San Antonio	TX	78260-4501	2024	58	0	21	37
05893	Grace Lutheran Church	Harlingen	TX	78550-5660	2024	78	10	27	35
14058	Salem Lutheran Church	Austin	TX	78719-3010	2024	35	0	12	35
14221	St John Lutheran Church	Poth	TX	78147-0206	2024	287	5	34	34
05910	St Luke Lutheran Church	Goliad	TX	77963-3661	2023	30	0	20	31
14195	Trinity Lutheran Church	Mission	TX	78573-0009	2023	37	0	30	30
14304	Evangelical Lutheran Church	Moulton	TX	77975-4885	2022	15	0	17	30
14241	Elizabeth Beitel Memorial Lutheran Church	San Antonio	TX	78218-2047	2024	42	0	22	28
14054	Ascension Lutheran Church	Austin	TX	78731-3137	2022	30	10	10	28

## Baptized Members, Average Attendance (online and on-site), and Active Participants

### 4E - Southwestern Texas

CongID	Congregation Name	City	State	ZIP	Data Year	Baptized Members	Average Online Attendance	Average On-site Attendance	Active Participants
16231	Amazing Grace Lutheran Church	San Antonio	TX	78253-9298	2023	92	29	19	27
14275	Faith Lutheran Church	Taft	TX	78390-0627	2024	42	0	14	26
30586	Love Of Christ Lutheran Church	Weslaco	TX	78596-5604	2024	34	0	31	25
14240	Atonement Lutheran Church	San Antonio	TX	78227-6127	2024	41	0	20	24
30975	Iglesia Luterana San Pablo	San Antonio	TX	78217-4522	2024	24	25	17	24
14190	Faith Lutheran Church	McDade	TX	78650-5261	2024	38	0	22	22
14243	Gethsemane Lutheran Church	San Antonio	TX	78213-4019	2024	32	0	18	22
14123	Good Shepherd Lutheran Church	Elsa	TX	78543-0036	2024	27	0	21	21
16232	St Mark Lutheran Church	Adkins	TX	78101-2100	2024	38	0	19	19
30893	Grace Lutheran Chapel	Giddings	TX	78942-0844	2023	41	0	17	19
16363	Trinity Lutheran Church	Luling	TX	78648-0708	2022	65	0	12	18
14244	Good Shepherd Lutheran Church	San Antonio	TX	78223-2722	2024	19	14	10	17
14080	Hope Lutheran Church	Buckholts	TX	76518-0156	2019	58	0	0	15
14284	St Paul Lutheran Church	Tynan	TX	78391-0096	2019	12	0	0	12
05890	Bethlehem Lutheran Church	Elgin	TX	78621-0469	2024	23	0	10	10

# Baptisms by Congregation

# Baptisms

## 4E - Southwestern Texas

CongID	Congregation Name	City	State	ZIP	Data Year	Baptisms
14130	Bethany Lutheran Church	Fredericksburg	TX	78624-3802	2024	14
14148	Zion Lutheran Church Of Helotes	San Antonio	TX	78254-6401	2024	13
16270	Iglesia Luterana Cristo Rey	Pharr	TX	78577-1614	2017	13
16087	Good News Lutheran Church	San Antonio	TX	78223-9359	2018	12
07573	Abiding Presence Lutheran Church	San Antonio	TX	78232-4352	2023	10
14179	Grace Lutheran Church	Lockhart	TX	78644	2024	7
07845	Iglesia Luterana San Lucas	Eagle Pass	TX	78853-1247	2024	6
14057	St Martin's Lutheran Church	Austin	TX	78701-1514	2024	6
14217	Immanuel Lutheran Church	Pflugerville	TX	78660-8057	2024	6
16163	Triumphant Lutheran Church	Garden Ridge	TX	78266-2099	2024	6
14295	Faith Lutheran Church	Weimar	TX	78962-0216	2023	6
30667	New Life Lutheran Church	Dripping Springs	TX	78620-1153	2023	6
05911	United Dr Martin Luther Lutheran Church	Shiner	TX	77984-0026	2024	5
14055	Faith Lutheran Church	Austin	TX	78757-2521	2024	5
14185	St Peter's Lutheran Church	Marble Falls	TX	78654-4923	2024	5
14221	St John Lutheran Church	Poth	TX	78147-0206	2024	5
14259	Emanuel's Lutheran Church	Seguin	TX	78155-5635	2024	5
05905	Palm Valley Lutheran Church	Round Rock	TX	78683-8266	2023	5
07488	Triumphant Love Lutheran Church	Austin	TX	78759-6321	2024	4
14061	Good Shepherd Lutheran Church	Bastrop	TX	78602-0750	2024	4
14071	St John Lutheran Church	Bishop	TX	78343-2647	2024	4
14119	St Peter Lutheran Church	Elgin	TX	78621-1615	2024	4
14139	Christ Lutheran Church	Georgetown	TX	78627-0895	2024	4

# Baptisms

## 4E - Southwestern Texas

CongID	Congregation Name	City	State	ZIP	Data Year	Baptisms
14253	Trinity Lutheran Church	San Antonio	TX	78214-3526	2024	4
14189	Ebenezer Lutheran Church	Maxwell	TX	78656-0095	2023	4
14245	Grace Lutheran Church	San Antonio	TX	78215-1840	2023	4
07485	Shepherd Of The Hills Lutheran Church	Austin	TX	78746	2022	4
05880	First English Lutheran Church	Austin	TX	78705-2921	2024	3
05894	Hutto Lutheran Church	Hutto	TX	78634-3336	2024	3
14053	Zion Lutheran Church	Cuero	TX	77954-6660	2024	3
14121	Christ Lutheran Church Of Elm Creek	Seguin	TX	78155-0780	2024	3
14186	St John Lutheran Church	Marion	TX	78124-0068	2024	3
14243	Gethsemane Lutheran Church	San Antonio	TX	78213-4019	2024	3
14251	St John's Evangelical Lutheran Church	San Antonio	TX	78205-3424	2024	3
16162	Abiding Love Lutheran Church	Austin	TX	78749-2374	2024	3
14282	St John Lutheran Church	Thorndale	TX	76577-0021	2021	3
05887	St Mark Lutheran Church	Cuero	TX	77954-0248	2024	2
05897	Good Shepherd Lutheran Church	Kenedy	TX	78119-0032	2024	2
05902	Salem Lutheran Church	Port Lavaca	TX	77979-1900	2024	2
14096	Immanuel Lutheran Church	Comfort	TX	78013-0427	2024	2
14137	St James Lutheran Church	Ganado	TX	77962-0250	2024	2
14190	Faith Lutheran Church	McDade	TX	78650-5261	2024	2
14242	Christ Lutheran Church	San Antonio	TX	78209-3732	2024	2
14257	St John Lutheran Church	San Juan	TX	78589-0062	2024	2
14275	Faith Lutheran Church	Taft	TX	78390-0627	2024	2
16083	Grace Lutheran Church	Round Rock	TX	78681-5705	2024	2

# Baptisms

## 4E - Southwestern Texas

CongID	Congregation Name	City	State	ZIP	Data Year	Baptisms
16232	St Mark Lutheran Church	Adkins	TX	78101-2100	2024	2
16332	Galilean Lutheran Church	Corpus Christi	TX	78414-3660	2024	2
14196	Zion Lutheran Church	Moulton	TX	77975-0176	2023	2
14258	First Lutheran Church	San Marcos	TX	78666-2905	2022	2
05879	St Peter Lutheran Church	Goliad	TX	77963-3414	2024	1
05885	St Mark Lutheran Church	Corpus Christi	TX	78412-2329	2024	1
05900	Our Savior Lutheran Church	McAllen	TX	78501-3930	2024	1
05908	Macarthur Park Lutheran Church	San Antonio	TX	78217-4522	2024	1
05919	Christ The King Lutheran Church	Universal City	TX	78148-3901	2024	1
14059	Grace Lutheran Church	Bandera	TX	78003-1226	2024	1
14086	St John Lutheran Church	Castell	TX	76831-0104	2024	1
14116	First Lutheran Church	Edinburg	TX	78539-3904	2024	1
14123	Good Shepherd Lutheran Church	Elsa	TX	78543-0036	2024	1
14173	Peace Lutheran Church	Austin	TX	78717-0039	2024	1
14229	St John Lutheran Church	Robstown	TX	78380-6122	2024	1
14246	Highland Park Lutheran Church	San Antonio	TX	78260-4501	2024	1
14249	Shepherd King Lutheran Church	San Antonio	TX	78216-3818	2024	1
14274	Zion Lutheran Church	Sublime	TX	77986-0043	2024	1
14305	Peace Lutheran Church	Woodsboro	TX	78393-1108	2024	1
30937	Spirit Of Joy Lutheran Church	Seguin	TX	78155-4313	2024	1
30975	Iglesia Luterana San Pablo	San Antonio	TX	78217-4522	2024	1
14206	St Paul Lutheran Church	Nordheim	TX	78141-0188	2023	1
14271	St John's Lutheran Church	Stockdale	TX	78160-0142	2023	1

# Baptisms

## 4E - Southwestern Texas

CongID	Congregation Name	City	State	ZIP	Data Year	Baptisms
16363	Trinity Lutheran Church	Luling	TX	78648-0708	2022	1
14090	Christ Lutheran Church	Fredericksburg	TX	78624-6289	2021	1
14265	Grace Lutheran Church	Sinton	TX	78387-0396	2018	1
05890	Bethlehem Lutheran Church	Elgin	TX	78621-0469	2024	0
05893	Grace Lutheran Church	Harlingen	TX	78550-5660	2024	0
05915	Trinity Lutheran Church	Victoria	TX	77901-6629	2024	0
05920	House Of Prayer Lutheran Church	San Antonio	TX	78230-3253	2024	0
14056	St John Lutheran Church	Austin	TX	78704-7027	2024	0
14058	Salem Lutheran Church	Austin	TX	78719-3010	2024	0
14132	Zion Lutheran Church	Fredericksburg	TX	78624-1904	2024	0
14146	St James Lutheran Church	Harper	TX	78631-0191	2024	0
14187	St Paul Lutheran Church	Mason	TX	76856-0026	2024	0
14197	St Andrew Lutheran Church	Canyon Lake	TX	78133-6022	2024	0
14240	Atonement Lutheran Church	San Antonio	TX	78227-6127	2024	0
14241	Elizabeth Beitel Memorial Lutheran Church	San Antonio	TX	78218-2047	2024	0
14244	Good Shepherd Lutheran Church	San Antonio	TX	78223-2722	2024	0
14247	Hope Lutheran Church	San Antonio	TX	78228-1101	2024	0
14285	Christ The Victor Lutheran Church	Victoria	TX	77904-1755	2024	0
16038	Faith Lutheran Church	Beeville	TX	78102-2900	2024	0
16445	Peace Lutheran Church	New Braunfels	TX	78130-5958	2024	0
30370	Living Word Lutheran Church	Buda	TX	78610-0412	2024	0
30586	Love Of Christ Lutheran Church	Weslaco	TX	78596-5604	2024	0
30818	Spirit In The Hills Lutheran Church	Spicewood	TX	78669-2185	2024	0

# Baptisms

## 4E - Southwestern Texas

CongID	Congregation Name	City	State	ZIP	Data Year	Baptisms
05881	Gethsemane Lutheran Church	Austin	TX	78752-1106	2023	0
05910	St Luke Lutheran Church	Goliad	TX	77963-3661	2023	0
14195	Trinity Lutheran Church	Mission	TX	78573-0009	2023	0
16231	Amazing Grace Lutheran Church	San Antonio	TX	78253-9298	2023	0
30893	Grace Lutheran Chapel	Giddings	TX	78942-0844	2023	0
14054	Ascension Lutheran Church	Austin	TX	78731-3137	2022	0
14224	St Peter Lutheran Church	West Point	TX	78963-0010	2022	0
14304	Evangelical Lutheran Church	Moulton	TX	77975-4885	2022	0
05922	Holy Cross Lutheran Church	Austin	TX	78745-1304	2020	0
07706	Lutheran Church Of The Resurrection	Wimberley	TX	78676-1087	2020	0
14080	Hope Lutheran Church	Buckholts	TX	76518-0156	2019	0
14284	St Paul Lutheran Church	Tynan	TX	78391-0096	2019	0
05913	Martin Luther Lutheran Church	Victoria	TX	77905-3256	2018	0
16322	Mision Luterana San Pablo	Weslaco	TX	78599-0028	2017	0

# Congregation Reports

**Evangelical Lutheran Church in America  
Name and Address Summary Report as of December 31, 2024**

**4E Southwestern Texas Synod, ELCA**

Cong ID	Congregation Name	Lang Codes	Location Address	City, State	Ministers	Year Orgn	Bapt Mbrs	Conf Mbrs	Avg Atnd On-site	Avg Atnd Online
<b>Conference: 01 Alamo</b>										
07845	Iglesia Luterana San Lucas	SP	1725 Eidson Rd	Eagle Pass, TX	Julio Vasquez	1996	411	3	35	125
07573	* Abiding Presence	EN	14700 San Pedro Ave	San Antonio, TX	Steven J. Cox Heather L. Hansen	1980	962	962	260	78
16231	* Amazing Grace	EN SP	12525 Potranco Rd	San Antonio, TX		1983	92	80	19	29
14240	Atonement	EN	735 Cedarhurst Dr	San Antonio, TX		1961	41	41	20	0
14242	Christ	EN	6720 Broadway	San Antonio, TX	Leslie K. Price Lisa A. Diana	1932	471	471	141	182
14243	Gethsemane	EN	610 Avalon St	San Antonio, TX		1928	32	28	18	0
14244	Good Shepherd	EN	1630 Goliad Rd	San Antonio, TX		1952	19	17	10	14
14245	* Grace	EN	504 Avenue E	San Antonio, TX	Bethany C. Hull Somers	1903	213	196	75	20
14246	Highland Park	EN	705 Hammond Ave	San Antonio, TX		1922	58	50	21	0
14247	Hope	EN	5714 Callaghan Rd	San Antonio, TX		1957	154	154	49	100
05920	House Of Prayer	EN	10226 Ironside Dr	San Antonio, TX	Sandra J. Leifeste	1963	80	62	24	5
30975	Iglesia Luterana San Pablo	SP	2903 Nacogdoches Rd	San Antonio, TX		2018	24	24	17	25
05908	Macarthur Park	EN SP	2903 Nacogdoches Rd	San Antonio, TX		1961	148	134	55	13
14249	Shepherd King	EN	303 W Ramsey Rd	San Antonio, TX		1960	141	114	36	4
14251	St John's Evangelical	EN	502 E Nueva	San Antonio, TX	Toby J. Burk	1857	137	137	84	0
14253	Trinity	EN	5520 S Flores St	San Antonio, TX		1912	172	124	33	80
14148	Zion Lutheran Church Of Helotes	EN	9944 Leslie Rd	San Antonio, TX	Katherine I. Johnson Daniel S. Heim Allen M. Jensen	1904	1,568	1,131	288	42
<b>Conference Totals:</b>							<b>4,723</b>	<b>3,728</b>	<b>1,185</b>	<b>717</b>

**Evangelical Lutheran Church in America  
Name and Address Summary Report as of December 31, 2024**

**4E Southwestern Texas Synod, ELCA**

Cong ID	Congregation Name	Lang Codes	Location Address	City, State	Ministers	Year Orgn	Bapt Mbrs	Conf Mbrs	Avg Atnd On-site	Avg Atnd Online
<b>Conference: 02 Bluebonnet</b>										
05887	St Mark	EN	400 N Esplanade St	Cuero, TX	Paul L. Muehlbrad	1886	440	341	60	148
14053	Zion	EN	509 Zion Cemetery Rd	Cuero, TX	Kara L. Hairell Speed	1868	191	157	40	357
14137	St James	EN	900 S 3rd St	Ganado, TX		1916	328	203	37	0
05910 *	St Luke	EN	11547 Fm 622	Goliad, TX	Kara L. Hairell Speed	1892	30	30	20	0
05879	St Peter	EN	1545 E Fm 1961	Goliad, TX	Anne J. Kolmeier	1875	194	158	57	17
14304 *	Evangelical	EN	79 County Road 277	Moulton, TX	Herbert C. Beyer	1884	15	14	17	0
14196 *	Zion	EN	307 N Hackberry	Moulton, TX	Herbert C. Beyer	1902	113	106	32	0
14206 *	St Paul	EN	313 Chaparral St	Nordheim, TX		1896	161	145	54	20
05902	Salem	EN	2101 N Virginia St	Port Lavaca, TX	Nancy A. Jaster	1902	198	188	47	10
05911	United Dr Martin Luther	EN	1103 N Ave B	Shiner, TX	Christopher R. Heinold	1920	388	283	110	221
14274	Zion	EN	547 CR 146	Sublime, TX	Herbert C. Beyer	1867	69	52	23	0
14285	Christ The Victor	EN	202 Stanly St	Victoria, TX		1966	150	150	43	145
05913 *	Martin Luther	EN	2535 Coletoville Rd	Victoria, TX	Paul K. Kirchner Kara L. Hairell Speed	1872	159	159	--	--
05915	Trinity	EN	106 N De Leon St	Victoria, TX	Ildiko Rigney	1851	408	387	118	453
14295 *	Faith	EN	615 S Eagle St	Weimar, TX	Herbert C. Beyer	1963	152	110	42	0
14224 *	St Peter	EN	640 Prairie Valley Rd	West Point, TX	Herbert C. Beyer	1900	42	33	16	0
<b>Conference Totals:</b>							<b>3,038</b>	<b>2,516</b>	<b>716</b>	<b>1,371</b>
<b>Conference: 03 Capital North</b>										
14173	Peace	EN	10625 N Fm 620 Rd	Austin, TX	Carolyn B. Albert Donovan	1973	189	171	53	24
14061	Good Shepherd	EN	202 Highway 71 W	Bastrop, TX		1964	42	42	10	2
14080 *	Hope	EN	401 N 10th St	Buckholts, TX		1890	58	58	--	--
05890	Bethlehem	EN	17808 Lund Carlson Rd.	Elgin, TX		1897	23	20	10	0
14119	St Peter	EN	401 E 8th St	Elgin, TX	Samuel D. Brannon	1918	183	162	70	15
14139	Christ	EN	510 Luther Dr	Georgetown, TX	Drew D. Ingram	1947	499	441	156	55
30893 *	Grace Lutheran Chapel	EN	1123 N Orange St	Giddings, TX		2010	41	41	17	0
05894	Hutto	EN	402 Church St	Hutto, TX	Amanda L. Ullrich	1892	286	268	87	18
14190	Faith	EN	230 Waco St	McDade, TX	Katherine A. Graham	1963	38	38	22	0
14217	Immanuel	EN	500 Immanuel Rd	Pflugerville, TX	Matthew W. Groenke	1874	674	567	185	85
16083	Grace	EN	708 Bluff Dr	Round Rock, TX	Hephzibah N. Penumaka	1979	121	121	35	3
05905 *	Palm Valley	EN SP KO	2500 E Palm Valley Blvd	Round Rock, TX	David P. Koppel	1870	1,100	1,004	458	173
14282 *	St John	EN	315 N. 6th	Thorndale, TX		1903	205	169	30	0
<b>Conference Totals:</b>							<b>3,459</b>	<b>3,102</b>	<b>1,133</b>	<b>375</b>

Code Key:

\* = 2024 data not available as of report run date

**Evangelical Lutheran Church in America  
Name and Address Summary Report as of December 31, 2024**

**4E Southwestern Texas Synod, ELCA**

Cong ID	Congregation Name	Lang Codes	Location Address	City, State	Ministers	Year Orgn	Bapt Mbrs	Conf Mbrs	Avg Atnd On-site	Avg Atnd Online
<b>Conference: 04 Capital South</b>										
16162	Abiding Love	EN	7210 Brush Country Rd	Austin, TX	Brad D. Highum	1980	774	774	146	43
14054 *	Ascension	EN	6420 Hart Ln	Austin, TX		1960	30	30	10	10
14055	Faith	EN	6600 Woodrow Ave	Austin, TX	Taylor A. Dieringer	1950	160	138	43	103
05880	First English	EN	3001 Whitis Ave	Austin, TX		1936	251	179	36	0
05881 *	Gethsemane	EN	200 W Anderson Ln	Austin, TX		1875	388	359	60	40
05922 *	Holy Cross	EN	4622 S Lamar Blvd	Austin, TX		1964	101	73	50	68
14058	Salem	EN	9322 Fm 812	Austin, TX		1891	35	33	12	0
07485 *	Shepherd Of The Hills	EN	3525 Bee Cave Rd	Austin, TX	Lauren D. Wegner Ryan M. Dockery	1977	1,035	755	185	133
14056	St John	EN SP	409 W Ben White Blvd	Austin, TX		1946	137	4	25	13
14057	St Martin's	EN	606 W 15th St	Austin, TX	Ellen R. Williams	1884	668	564	157	180
07488	Triumphant Love	EN	9508 Great Hills Trl	Austin, TX	Danielle M. Casey Brianna K. Morris-Brock Kelly S. Jensen	1977	686	565	195	126
30370	Living Word	EN	2315 FM 967	Buda, TX	Jessica L. Cain	1999	76	62	32	6
30667 *	New Life	EN	1121 Buffalo Canyon Dr	Dripping Springs, TX	Candice B. Combs		84	66	50	2
30818	Spirit In The Hills	EN	2106 Bee Creek Rd	Spicewood, TX	Cecilia L. Suknaic	2015	98	90	34	30
07706 *	Lutheran Church Of The Resurrection	EN	101 W. Spoke Hill Dr.	Wimberley, TX		1985	79	79	25	15
<b>Conference Totals:</b>							<b>4,602</b>	<b>3,771</b>	<b>1,060</b>	<b>769</b>

**Evangelical Lutheran Church in America  
Name and Address Summary Report as of December 31, 2024**

**4E Southwestern Texas Synod, ELCA**

Cong ID	Congregation Name	Lang Codes	Location Address	City, State	Ministers	Year Orgn	Bapt Mbrs	Conf Mbrs	Avg Atnd On-site	Avg Atnd Online
<b>Conference: 05 Cibolo Creek</b>										
16232	St Mark	EN	10595 US Highway 87 S	Adkins, TX		1982	38	38	19	0
14197	St Andrew	EN	7420 Fm 2673	Canyon Lake, TX	Christopher D. Steubing	1968	310	310	70	10
16163	Triumphant	EN	21315 Bat Cave Rd	Garden Ridge, TX	Jon A. Richter	1979	442	372	155	164
14179	Grace	EN	919 W San Antonio St	Lockhart, TX	Jared M. Fischer	1952	245	11	43	0
16363 *	Trinity	EN	1104 N. Magnolia Ave.	Luling, TX		1987	65	65	12	0
14186	St John	EN	1/2 Mi S FM 465	Marion, TX	Bryan C. Dziadik-Willingham	1889	248	3	60	0
14189 *	Ebenezer	EN	291 Church St.	Maxwell, TX	Katrina J. Walther	1886	126	107	38	10
16445	Peace	EN	1147 S Walnut Ave	New Braunfels, TX	Jacob D. Fain	1989	321	269	83	82
14241	Elizabeth Beitel Memorial	EN	2515 Austin Hwy	San Antonio, TX	Allyson L. Pryor	1904	42	38	22	0
16087 *	Good News	EN	11020 Old Corpus Christi Hwy	San Antonio, TX		1978	156	156	--	--
14258 *	First	EN	130 W Holland St	San Marcos, TX	Larry T. Bauerkemper	1939	104	102	30	21
14121	Christ Lutheran Church Of Elm Creek	EN	3305 Church Rd	Seguin, TX	David J. Tinker	1886	409	269	70	0
14259	Emanuel's	EN	206 N Travis St	Seguin, TX	Marcus A. Bigott	1869	477	261	126	23
30937	Spirit Of Joy	EN	416 Dolle Ave	Seguin, TX	Megan D. Elliott	2011	210	186	79	82
14271 *	St John's	EN	3778 State Highway 119	Stockdale, TX		1908	122	90	27	0
05919	Christ The King	EN	1129 Pat Booker Rd	Universal City, TX	Michael R. Widner	1964	231	190	76	20
<b>Conference Totals:</b>							<b>3,546</b>	<b>2,467</b>	<b>910</b>	<b>412</b>
<b>Conference: 06 Gulf Coast</b>										
16038	Faith	EN	1500 E Fm 351	Beeville, TX		1920	196	195	42	70
14071	St John	EN	301 E Main St	Bishop, TX		1914	128	78	44	8
16332	Galilean	EN	3321 Cimarron Blvd	Corpus Christi, TX	Fredrick P. Klinker	1985	306	210	90	102
05885	St Mark	EN	4620 S Alameda St	Corpus Christi, TX	Jonathan E. Lys	1947	70	63	32	16
05897	Good Shepherd	EN	590 West Hwy 72	Kenedy, TX	Walter L. Schievelbein	1963	366	343	73	108
14221	St John	EN	116 Titcomb	Poth, TX	Kelly W. Tankersley	1922	287	226	34	5
14229	St John	EN	3316 Hummingbird Ln	Robstown, TX		1913	125	108	56	93
14265 *	Grace	EN	121 W George St	Sinton, TX		1929	93	85	--	--
14275	Faith	EN	1040 Gregory St.	Taft, TX		1962	42	36	14	0
14284 *	St Paul	EN	8734 FM 796	Tynan, TX		1912	12	12	--	--
14305	Peace	EN	809 Locke St	Woodsboro, TX		1916	67	42	21	3
<b>Conference Totals:</b>							<b>1,692</b>	<b>1,398</b>	<b>406</b>	<b>405</b>

Code Key:

\* = 2024 data not available as of report run date

**Evangelical Lutheran Church in America**  
**Name and Address Summary Report as of December 31, 2024**

**4E Southwestern Texas Synod, ELCA**

Cong ID	Congregation Name	Lang Codes	Location Address	City, State	Ministers	Year Orgn	Bapt Mbrs	Conf Mbrs	Avg Atnd On-site	Avg Atnd Online
<b>Conference: 07 Hill Country</b>										
14059	Grace	EN	451 N State Highway 173	Bandera, TX		1966	160	160	35	3
14086	St John	EN	18346 Ranch Road 152	Castell, TX		1893	61	61	28	0
14096	Immanuel	EN	318 High St	Comfort, TX	Emilie K. Rode	1891	278	264	57	15
14130	Bethany	EN	110 W Austin St	Fredericksburg, TX	Casey E. Zesch Kevin W. Haug	1887	1,114	898	299	39
14090 *	Christ	EN	1419 Cherry Spring Rd	Fredericksburg, TX		1917	92	80	29	0
14132	Zion	EN	426 W. Main St.	Fredericksburg, TX	Jonathan D. Mollenkopf	1852	221	193	67	64
14146	St James	EN	23932 W Hwy 290	Harper, TX	Scott H. Hofmann	1913	134	127	32	0
14185	St Peter's	EN	1803 Highway 1431	Marble Falls, TX	Harold W. Vanicek Lisa M. Hoelscher	1960	519	400	142	30
14187	St Paul	EN	104 Magnolia St	Mason, TX		1872	449	392	73	0
<b>Conference Totals:</b>							<b>3,028</b>	<b>2,575</b>	<b>762</b>	<b>151</b>
<b>Conference: 08 Rio Grande</b>										
14116	First	EN SP	302 S Sugar Rd	Edinburg, TX	Gabriella M. Conklin-Dodd	1942	181	181	62	34
14123	Good Shepherd	EN SP	649 N Travis St	Elsa, TX		1944	27	1	21	0
05893	Grace	EN SP	1001 E Jackson St	Harlingen, TX	Ann B. Schlossnagle	1925	78	78	27	10
05900	Our Savior	EN SP	1105 W Fern Ave	McAllen, TX	Gary D. Conklin	1948	138	132	108	26
14195 *	Trinity	EN SP	3905 W Three Mile Rd	Mission, TX	Alma N. Morales-Saaverdra	1945	37	37	30	0
16270 *	Iglesia Luterana Cristo Rey	SP EN	600 E Dicker Dr	Pharr, TX		1992	94	65	--	--
14257	St John	EN SP	506 N Nebraska Ave	San Juan, TX		1924	234	234	92	80
30586	Love Of Christ	EN	300 S Border Ave	Weslaco, TX		2002	34	34	31	0
16322 *	Mision Luterana San Pablo	SP	2216 E Pike Blvd	Weslaco, TX	Ismael De La Tejera	1991	122	121	--	--
<b>Conference Totals:</b>							<b>945</b>	<b>883</b>	<b>371</b>	<b>150</b>
<b>Synod Totals:</b>							<b>25,033</b>	<b>20,440</b>	<b>6,543</b>	<b>4,350</b>

**Language Codes:**

Amharic [AM]	Cherokee [CK]	Finnish [FI]	Inupiat [IP]	Maban [MB]	Portuguese [PR]	Taiwanese [TI]
Anyuak [AN]	Creole [CL]	French [FR]	Japanese [JA]	Mandarin [MA]	Sign [SI]	Tamil [TM]
Arabic [AB]	Czech [CZ]	German [GE]	Kiswahil [KI]	Navajo [NV]	Slovak [SL]	Telugu [TE]
Batak [BA]	Danish [DA]	Haitian [HA]	Korean [KO]	Norwegian [NO]	Spanish [SP]	Thai [TH]
Burmese [BU]	Dinka [DI]	Hmong [HM]	Lakotah [LK]	Nuer [NU]	Swahili [SA]	Tigrinya [TG]
Cambodian [CA]	English [EN]	Hungarian [HG]	Lao [LS]	Oromo [OR]	Swedish [SW]	Ukrainian [UK]
Cantonese [CH]	Estonian [ES]	Indonesian [ID]	Latvian [LA]	Paiute [PT]	Tagalog [TA]	Urdu [UR]
						Vietnamese [VI]

**Code Key:**

\* = 2024 data not available as of report run date

**Evangelical Lutheran Church in America**  
**Form A - Congregation Finances as of December 31, 2024**

4E Southwestern Texas Synod, ELCA

Cong ID	Congregation Name and City	Regular Giving	Total Receipts	Total Assets	Total Indebtedness	Current Operating Expenses	Mission Support	Non-Mission Support	Total Disbursements
<b>Conference: 01 Alamo</b>									
07845	Iglesia Luterana San Lucas, Eagle Pass	11,596	79,000	0	15,400	65,000	0	1,150	73,150
07573 *	Abiding Presence, San Antonio	849,554	969,786	555,703	8,760	834,739	76,352	15,520	926,611
16231 *	Amazing Grace, San Antonio	44,475	51,798	1,789,500	0	45,600	0	2,719	60,227
14240	Atonement, San Antonio	44,294	71,367	1,167,254	0	42,453	1,200	694	44,347
14242	Christ, San Antonio	679,222	1,559,032	6,136,818	0	1,430,460	26,000	143,594	1,600,054
14243	Gethsemane, San Antonio	15,317	20,048	1,653,874	0	676,991	3,045	1,310	781,346
14244	Good Shepherd, San Antonio	46,200	121,200	1,533,070	85,000	75,868	0	0	75,868
14245 *	Grace, San Antonio	169,818	385,208	3,378,085	0	419,036	1,500	7,443	427,979
14246	Highland Park, San Antonio	80,532	119,430	4,164,748	0	148,715	1,200	800	150,715
14247	Hope, San Antonio	178,909	289,033	2,245,287	0	247,504	1,000	1,441	263,945
05920	House Of Prayer, San Antonio	103,116	173,171	3,663,359	40,446	169,702	470	0	184,301
30975	Iglesia Luterana San Pablo, San Antonio	11,009	40,922	43,770	0	20,775	0	0	20,775
05908	Macarthur Park, San Antonio	153,397	232,761	6,601,505	0	247,777	14,561	3,604	296,373
14249	Shepherd King, San Antonio	221,952	237,833	4,706,709	0	169,528	1,200	4,150	183,371
14251	St John's Evangelical, San Antonio	339,767	900,113	0	0	913,204	0	0	913,204
14253	Trinity, San Antonio	110,367	129,725	1,566,159	28,000	117,581	1,200	2,700	129,052
14148	Zion Lutheran Church Of Helotes, San Antonio	1,161,522	1,269,761	15,948,538	4,993,320	1,014,881	58,550	27,741	1,435,600
	<b>Conference Totals</b>	<b>\$4,221,047</b>	<b>\$6,650,188</b>	<b>\$55,154,379</b>	<b>\$5,170,926</b>	<b>\$6,639,814</b>	<b>\$186,278</b>	<b>\$212,866</b>	<b>\$7,566,918</b>
<b>Conference: 02 Bluebonnet</b>									
05887	St Mark, Cuero	199,671	283,651	5,410,237	0	308,439	18,412	25,050	362,451
14053	Zion, Cuero	82,794	121,032	1,324,917	0	74,968	8,274	1,197	92,897
14137	St James, Ganado	127,000	127,000	1,741,000	1,741,000	145,000	2,000	1,500	148,500
05910 *	St Luke, Goliad	47,168	52,498	265,300	0	45,691	0	5,495	51,186
05879	St Peter, Goliad	276,669	317,384	801,370	85,325	178,299	18,977	57,546	355,496
14304 *	Evangelical, Moulton	5,206	7,433	147,726	0	10,597	0	200	10,797
14196 *	Zion, Moulton	82,800	155,160	2,844,779	0	124,841	1,500	4,609	140,594
14206 *	St Paul, Nordheim	194,318	204,157	1,522,759	0	150,720	2,640	1,130	154,490
05902	Salem, Port Lavaca	82,550	215,077	1,835,533	0	228,257	8,606	10,444	267,607
05911	United Dr Martin Luther, Shiner	569,047	614,262	3,057,973	1,203,003	236,163	6,840	1,963	476,999
14274	Zion, Sublime	32,524	33,302	0	0	35,824	1,120	180	37,124
14285	Christ The Victor, Victoria	197,358	229,800	2,082,715	0	243,868	6,000	10,409	290,954
05913 *	Martin Luther, Victoria	83,108	89,810	0	0	74,270	1,300	2,350	77,920
05915	Trinity, Victoria	323,936	432,008	4,497,963	0	457,270	11,634	2,591	471,495
14295 *	Faith, Weimar	72,351	82,273	1,432,124	0	66,404	6,952	950	74,306

**Evangelical Lutheran Church in America**  
**Form A - Congregation Finances as of December 31, 2024**

4E Southwestern Texas Synod, ELCA

Cong ID	Congregation Name and City	Regular Giving	Total Receipts	Total Assets	Total Indebtedness	Current Operating Expenses	Mission Support	Non-Mission Support	Total Disbursements
14224 *	St Peter, West Point	32,534	33,481	224,099	0	39,414	300	0	39,714
	<b>Conference Totals</b>	<b>\$2,409,034</b>	<b>\$2,998,328</b>	<b>\$27,188,495</b>	<b>\$3,029,328</b>	<b>\$2,420,025</b>	<b>\$94,555</b>	<b>\$125,614</b>	<b>\$3,052,530</b>
<b>Conference: 03 Capital North</b>									
14173	Peace, Austin	287,024	541,038	7,887,287	1,141,038	224,070	24,489	14,534	525,398
14061	Good Shepherd, Bastrop	60,856	126,863	2,434,322	495,965	60,455	350	2,535	117,650
14080 *	Hope, Buckholts	35,220	35,220	0	0	48,991	300	0	49,291
05890	Bethlehem, Elgin	25,685	25,685	941,577	0	43,600	1,000	0	44,600
14119	St Peter, Elgin	194,330	324,992	7,884,364	0	229,016	1,256	31,535	320,742
14139	Christ, Georgetown	580,550	751,774	2,105,636	317,143	578,513	56,415	49,879	759,658
30893 *	Grace Lutheran Chapel, Giddings	38,704	51,522	226,840	0	42,268	3,534	6,193	51,995
05894	Hutto, Hutto	242,229	261,898	2,035,261	0	240,346	12,000	1,200	258,484
14190	Faith, McDade	56,217	56,217	59,108	0	53,850	2,400	250	56,500
14217	Immanuel, Pflugerville	562,099	2,264,962	2,787,699	0	801,410	55,584	71,323	2,482,359
16083	Grace, Round Rock	162,480	162,480	0	0	146,216	4,000	0	150,216
05905 *	Palm Valley, Round Rock	1,061,472	1,435,398	13,641,736	0	1,097,626	30,000	12,800	1,140,426
14282 *	St John, Thorndale	36,000	36,000	0	0	58,443	2,000	0	60,443
	<b>Conference Totals</b>	<b>\$3,342,866</b>	<b>\$6,074,049</b>	<b>\$40,003,830</b>	<b>\$1,954,146</b>	<b>\$3,624,804</b>	<b>\$193,328</b>	<b>\$190,249</b>	<b>\$6,017,762</b>
<b>Conference: 04 Capital South</b>									
16162	Abiding Love, Austin	794,519	874,536	6,130,010	1,425,804	727,659	66,882	66,803	1,025,220
14054 *	Ascension, Austin	62,491	164,029	1,738,640	13,223	163,343	1,980	2,324	167,647
14055	Faith, Austin	144,328	1,203,019	6,703,415	0	232,048	8,465	14,996	1,170,568
05880	First English, Austin	331,330	364,435	697,291	0	294,945	10,000	40,870	379,804
05881 *	Gethsemane, Austin	332,756	336,031	11,495,631	0	287,800	36,000	15,611	339,411
05922 *	Holy Cross, Austin	105,129	175,790	4,036,606	342,923	132,431	8,327	20	186,246
14058	Salem, Austin	31,945	47,170	772,125	0	37,122	0	0	37,122
07485 *	Shepherd Of The Hills, Austin	1,410,727	2,678,302	7,612,428	1,597,101	1,306,557	31,000	163,527	3,378,228
14056	St John, Austin	55,465	213,726	35,050,951	355,486	192,847	0	1,500	221,191
14057	St Martin's, Austin	1,023,214	5,201,625	13,969,416	0	1,996,678	30,000	61,407	4,588,085
07488	Triumphant Love, Austin	1,554,362	2,906,139	7,045,878	190,012	1,393,188	141,473	94,742	1,748,877
30370	Living Word, Buda	134,652	143,931	147,075	0	142,406	14,000	5,076	161,482
30667 *	New Life, Dripping Springs	154,061	157,209	502,856	241,146	108,000	15,406	535	155,496
30818	Spirit In The Hills, Spicewood	228,215	278,333	1,618,700	675,268	199,818	22,663	2,411	270,420
07706 *	Lutheran Church Of The Resurrection, Wimberley	87,950	87,950	0	0	54,414	0	0	54,414
	<b>Conference Totals</b>	<b>\$6,451,144</b>	<b>\$14,832,225</b>	<b>\$97,521,022</b>	<b>\$4,840,963</b>	<b>\$7,269,256</b>	<b>\$386,196</b>	<b>\$469,822</b>	<b>\$13,884,211</b>

**Evangelical Lutheran Church in America**  
**Form A - Congregation Finances as of December 31, 2024**

**4E Southwestern Texas Synod, ELCA**

Cong ID	Congregation Name and City	Regular Giving	Total Receipts	Total Assets	Total Indebtedness	Current Operating Expenses	Mission Support	Non-Mission Support	Total Disbursements
<b>Conference: 05 Cibolo Creek</b>									
16232	St Mark, Adkins	24,200	25,260	592,100	1,800	29,600	1,500	400	31,500
14197	St Andrew, Canyon Lake	304,427	340,060	0	0	346,898	26,396	29,199	402,493
16163	Triumphant, Garden Ridge	501,260	843,023	3,475,584	307,992	458,996	12,000	17,176	853,561
14179	Grace, Lockhart	179,115	200,730	973,847	0	184,260	5,000	5,925	195,185
16363*	Trinity, Luling	45,965	45,965	0	0	30,845	0	0	30,845
14186	St John, Marion	196,392	301,374	3,781,193	0	181,259	1,486	7,000	255,956
14189*	Ebenezer, Maxwell	101,572	141,042	1,393,256	0	113,278	3,547	10,883	127,708
16445	Peace, New Braunfels	390,787	470,010	1,381,290	0	398,411	33,607	14,338	446,356
14241	Elizabeth Beitel Memorial, San Antonio	63,863	109,056	1,505,003	0	110,011	650	1,736	112,397
16087*	Good News, San Antonio	60,478	97,548	0	0	77,088	5,987	0	83,075
14258*	First, San Marcos	179,300	273,900	865,657	0	170,094	3,000	15,800	233,894
14121	Christ Lutheran Church Of Elm Creek, Seguin	166,078	255,601	766,265	0	108,396	500	7,450	116,346
14259	Emanuel's, Seguin	470,799	666,770	8,632,477	0	474,192	9,000	10,964	590,532
30937	Spirit Of Joy, Seguin	313,593	495,992	2,687,092	1,021,592	289,567	31,325	22,339	503,464
14271*	St John's, Stockdale	50,758	51,896	533,679	0	38,107	5,705	1,640	52,265
05919	Christ The King, Universal City	378,435	422,511	3,362,584	0	319,842	25,200	6,026	351,068
	<b>Conference Totals</b>	<b>\$3,427,022</b>	<b>\$4,740,738</b>	<b>\$29,950,027</b>	<b>\$1,331,384</b>	<b>\$3,330,844</b>	<b>\$164,903</b>	<b>\$150,876</b>	<b>\$4,386,645</b>
<b>Conference: 06 Gulf Coast</b>									
16038	Faith, Beeville	153,419	159,870	1,159,629	0	125,325	3,790	4,727	137,592
14071	St John, Bishop	103,659	128,179	1,077,000	0	93,007	2,500	1,000	96,507
16332	Galilean, Corpus Christi	407,705	439,260	2,685,108	0	371,359	26,659	8,699	406,717
05885	St Mark, Corpus Christi	190,809	203,000	1,305,893	0	207,800	4,550	2,541	220,691
05897	Good Shepherd, Kenedy	193,297	262,236	2,776,830	0	176,360	7,200	52,125	235,685
14221	St John, Poth	98,643	120,712	1,157,413	0	96,000	1,182	982	98,164
14229	St John, Robstown	161,824	192,008	1,094,452	0	149,535	14,597	4,975	194,744
14265*	Grace, Sinton	57,084	67,221	0	0	69,348	0	2,250	71,598
14275	Faith, Taft	34,421	37,924	1,062,645	0	42,560	2,000	2,557	47,117
14284*	St Paul, Tynan	15,155	15,155	0	0	18,360	400	0	18,760
14305	Peace, Woodsboro	37,491	71,908	231,300	0	49,600	900	0	62,640
	<b>Conference Totals</b>	<b>\$1,453,507</b>	<b>\$1,697,473</b>	<b>\$12,550,270</b>	<b>\$0</b>	<b>\$1,399,254</b>	<b>\$63,778</b>	<b>\$79,856</b>	<b>\$1,590,215</b>
<b>Conference: 07 Hill Country</b>									
14059	Grace, Bandera	106,993	118,660	1,500,000	0	83,740	2,700	16,923	128,363
14086	St John, Castell	41,820	41,842	0	0	39,771	1,200	0	40,971
14096	Immanuel, Comfort	136,062	171,916	3,980,590	0	180,344	11,889	7,400	234,491
14130	Bethany, Fredericksburg	894,448	2,585,820	11,513,452	0	860,330	75,607	38,226	1,056,163

**Evangelical Lutheran Church in America**  
**Form A - Congregation Finances as of December 31, 2024**

4E Southwestern Texas Synod, ELCA

Cong ID	Congregation Name and City	Regular Giving	Total Receipts	Total Assets	Total Indebtedness	Current Operating Expenses	Mission Support	Non-Mission Support	Total Disbursements
14090 *	Christ, Fredericksburg	82,079	90,707	0	0	72,903	3,200	8,397	84,500
14132	Zion, Fredericksburg	259,299	370,226	9,060,751	0	284,332	3,300	16,915	362,606
14146	St James, Harper	102,452	108,207	1,990,149	0	108,330	1,000	5,870	115,200
14185	St Peter's, Marble Falls	556,966	737,104	6,683,059	384,529	560,220	13,436	15,312	662,075
14187	St Paul, Mason	231,037	248,955	5,203,248	0	218,841	4,000	5,444	251,885
	<b>Conference Totals</b>	<b>\$2,411,156</b>	<b>\$4,473,437</b>	<b>\$39,931,249</b>	<b>\$384,529</b>	<b>\$2,408,811</b>	<b>\$116,332</b>	<b>\$114,487</b>	<b>\$2,936,254</b>
<b>Conference: 08 Rio Grande</b>									
14116	First, Edinburg	148,788	163,591	1,841,255	0	142,781	2,010	9,726	154,617
14123	Good Shepherd, Elsa	170	170	77,967	0	410	0	0	410
05893	Grace, Harlingen	101,862	125,724	996,454	0	165,457	3,996	3,305	173,258
05900	Our Savior, McAllen	164,709	277,007	1,591,323	221,444	210,032	2,500	8,912	221,444
14195 *	Trinity, Mission	26,146	42,564	511,725	0	39,850	500	2,816	46,666
16270 *	Iglesia Luterana Cristo Rey, Pharr	18,000	49,000	0	0	75,000	0	0	75,000
14257	St John, San Juan	88,230	113,358	388,765	0	69,825	450	5,227	103,202
30586	Love Of Christ, Weslaco	48,583	107,110	552,972	0	85,759	3,600	8,785	98,144
16322 *	Mision Luterana San Pablo, Weslaco	42,525	43,647	0	0	22,000	5,817	2,000	42,922
	<b>Conference Totals</b>	<b>\$639,013</b>	<b>\$922,171</b>	<b>\$5,960,461</b>	<b>\$221,444</b>	<b>\$811,114</b>	<b>\$18,873</b>	<b>\$40,771</b>	<b>\$915,663</b>
	<b>Synod Totals</b>	<b>\$24,354,789</b>	<b>\$42,388,609</b>	<b>\$308,259,733</b>	<b>\$16,932,720</b>	<b>\$27,903,922</b>	<b>\$1,224,243</b>	<b>\$1,384,541</b>	<b>\$40,350,198</b>

4E Southwestern Texas Synod, ELCA

Summary of Membership Statistics Totals -- End of Year	2023	2024	Change	Percent	Analysis of Attendance	2023	2024
Congregations	109	106	-3	-2.75	Avg. # weeks congregations worshipped (on-site)	44	45
Congregations - Organized	109	106	-3	-2.75	Avg. # weeks congregations worshipped (online)	30	30
Congregations - Under Development	0	0	0	---	Total avg. weekly worship attendance (on-site)	6,529	6,543
Congregations - Filed Form A	82	75	-7	-8.54	Total avg. weekly worship attendance (online)	4,105	4,350
Baptized Members	26,436	25,033	-1,403	-5.31	Avg. att. per congregation (on-site)	66	66
Average Baptized Members per Congregation	243	236	-6	-2.63	Avg. att. per congregation (online)	59	65
Confirmed Members	21,804	20,440	-1,364	-6.26	Average att. as a percentage of baptized membership (on-site)	24.70	26.14
Average Confirmed Members per Congregation	200	193	-7	-3.60	Average att. as a percentage of baptized membership (online)	15.53	17.38
<b>Analysis of Membership Gains and Losses</b>							
<b>Baptized Members -- Received</b>							
By Baptism - Children Under Age 16	229	215	-14	-6.11			
By Baptism - Adults Age 16 and Older	30	33	3	10.00			
By Affirmation of Faith	246	265	19	7.72			
By Transfer	372	305	-67	-18.01			
From Other Sources and Stat Adjs	23	48	25	108.70			
<b>Baptized Members -- Total Received</b>	<b>900</b>	<b>866</b>	<b>-34</b>	<b>-3.78</b>			
<b>Baptized Members -- Removed</b>							
By Death	379	358	-21	-5.54			
By Transfer	229	165	-64	-27.95			
For Other Reasons and Stat Adjs	1,095	1,279	184	16.80			
<b>Baptized Members -- Total Removed</b>	<b>1,703</b>	<b>1,802</b>	<b>99</b>	<b>5.81</b>			
Baptized Members Confirmed	146	146	0	0.00			
Active Participants	18,781	17,157	-1,624	-8.65			

4E Southwestern Texas Synod, ELCA

Summary of Financial Statistics	2023	2024	Change	Percent	Statistical Analysis	
Totals -- End of Year					Averages per Congregation Reporting	
Total Receipts	40,802,529	42,388,609	1,586,080	3.89	Total Receipts (/106)	399,892.54
Total Disbursements **	39,536,523	40,350,198	813,675	2.06	Total Disburse (/106)	380,662.25
Total Indebtedness on Dec 31	18,175,169	16,932,720	-1,242,449	-6.84	Total Indebtedness (/25)	677,308.80
Projected Mission Support	1,114,225	1,025,683	-88,542	-7.95		
Average Total Giving / Bapt Member	1143.04	1241.76	98.72	8.64	Percent Congs With No Debt	76.42
Average Total Giving / Conf Member	1385.86	1520.79	134.93	9.74		
<b>Detail of Financial Statistics - Receipts</b>						
Regular Giving	24,111,404	24,354,789	243,385	1.01		
Designated Giving	6,105,907	6,730,227	624,320	10.22		
Earned Income (any source)	3,543,007	5,680,546	2,137,539	60.33		
Grants (any source)	1,140,994	418,448	-722,546	-63.33		
All Other Receipts	5,901,217	5,204,599	-696,618	-11.80		
<b>Detail of Financial Statistics - Disbursements</b>					<b>Percent of Total Disbursements</b>	
Current Operating Expenses	26,290,677	27,903,922	1,613,245	6.14	Current Operating Expenses	69.15
Capital Improvements	4,855,276	3,192,117	-1,663,159	-34.25	Capital Improvements	7.91
Payments on Debts	1,566,991	4,145,490	2,578,499	164.55	Payments on Debts	10.27
Mission Support	1,214,558	1,224,243	9,685	0.80	Mission Support	3.03
Other Synod Benevolence	51,719	68,199	16,480	31.86	Other Synod Benevolence	0.17
Other CWO Benevolence	74,541	100,790	26,249	35.21	Other CWO Benevolence	0.25
Benevolence - Another Country	106,240	102,225	-4,015	-3.78	Benevolence - Another Country	0.25
Benevolence - Camps	60,729	69,461	8,732	14.38	Benevolence - Camps	0.17
Benevolence - Campus Ministry	31,489	42,002	10,513	33.39	Benevolence - Campus Ministry	0.10
Benevolence - Colleges	25,279	30,696	5,417	21.43	Benevolence - Colleges	0.08
Benevolence - Seminaries	23,147	3,679	-19,468	-84.11	Benevolence - Seminaries	0.01
Benevolence - Social Service	264,674	294,618	29,944	11.31	Benevolence - Social Service	0.73
Benevolence - Direct Recipient	719,404	672,871	-46,533	-6.47	Benevolence - Direct Recipient	1.67
Subtotal Non-Mission Supt Benev	1,357,222	1,384,541	27,319	2.01	Subtotal Non-Mission Supt Benev	3.43
Other Expenses & Realized Losses	4,251,799	2,499,885	-1,751,914	-41.20	Other Expenses & Realized Losses	6.20

\*\* Total Disbursements may not equal the sum of the disbursements details reported due to previous data not being included in the detail listing.

4E Southwestern Texas Synod, ELCA

Congregations Reporting Ethnic Active Participants					Percent of Congregations Reporting Ethnic Active Participants	
	2023	2024	Change	Percent		
African American/Black	30	29	-1	-3.33	African American/Black	27.36
African National/African Caribbean	10	10	0	0.00	African National/African Caribbean	9.43
American Indian/Alaska Native	11	9	-2	-18.18	American Indian/Alaska Native	8.49
Arab/Middle Eastern	6	6	0	0.00	Arab/Middle Eastern	5.66
Asian/Pacific Islander	24	24	0	0.00	Asian/Pacific Islander	22.64
Latino/Hispanic	80	82	2	2.50	Latino/Hispanic	77.36
Multiracial	44	45	1	2.27	Multiracial	42.45
White	100	99	-1	-1.00	White	93.40

Total Ethnic Active Participants					Percent Ethnic Active Participants	
	2023	2024	Change	Percent		
African American/Black	211	109	-102	-48.34	African American/Black	0.67
African National/African Caribbean	76	29	-47	-61.84	African National/African Caribbean	0.18
American Indian/Alaska Native	30	12	-18	-60.00	American Indian/Alaska Native	0.07
Arab/Middle Eastern	58	13	-45	-77.59	Arab/Middle Eastern	0.08
Asian/Pacific Islander	172	90	-82	-47.67	Asian/Pacific Islander	0.55
Latino/Hispanic	1,500	1,317	-183	-12.20	Latino/Hispanic	8.11
Multiracial	881	522	-359	-40.75	Multiracial	3.21
White	14,909	14,151	-758	-5.08	White	87.12

4E Southwestern Texas Synod, ELCA

(75 Congs Filed)

C31 Languages in which Liturgies are Regularly Conducted

Amharic	Estonian	Lao	Swahili
Anyuak	Finnish	Latvian	Swedish
Arabic	French	Maban	Tagalog
Batak	German	Mandarin	Taiwanese
Burmese	Haitian	Navajo	Tamil
Cambodian	Hmong	Norwegian	Telugu
Cantonese	Hungarian	Nuer	Thai
Cherokee	Indonesian	Oromo	Tigrinya
Creole	Inupiat	Paiute	Ukrainian
Czech	Japanese	Portuguese	Urdu
Danish	Kiswahili	Sign	Vietnamese
Dinka	Korean 1	Slovak	
English 103	Lakotah	Spanish 14	

C32 Disability Assistance Provided

Wheelchair Accessibility	93
Braille Worship Materials	0
Large Print Worship Materials	65
Assistive Hearing Devices	36
Sign Language Interpreters	0
Mental Health Ministries	10
Ministry with People with Developmental Disabilities	4
Specialized Faith Formation for Children or Adults (ADHD, autism, dyslexia, etc.)	3
No Response to Any	10

**Evangelical Lutheran Church in America**  
**Summary of Congregations That Did Not File 2024 Report Form A**

**4E Southwestern Texas Synod, ELCA**

Last Year Filed	Cong ID	Cong Status	Baptized Members	Congregation Name	City, State	Minister	Phone
2017	16270	Org	94	Iglesia Luterana Cristo Rey	Pharr, TX		(956)781-4515
2017	16322	Org	122	Mision Luterana San Pablo	Weslaco, TX	Ismael De La Tejera	(956)968-4411
2018	05913	Org	159	Martin Luther	Victoria, TX	Paul K. Kirchner	(361)575-0806
2018	14265	Org	93	Grace	Sinton, TX		(361)364-1739
2018	16087	Org	156	Good News	San Antonio, TX		(210)633-0551
2019	14080	Org	58	Hope	Buckholts, TX		(254)593-2314
2019	14284	Org	12	St Paul	Tynan, TX		
2020	05922	Org	101	Holy Cross	Austin, TX		(512)892-0516
2020	07706	Org	79	Lutheran Church Of The Resurrection	Wimberley, TX		(512)847-3386
2021	14090	Org	92	Christ	Fredericksburg, TX		(830)669-2263
2021	14282	Org	205	St John	Thorndale, TX		(512)898-5152
2022	07485	Org	1,035	Shepherd Of The Hills	Austin, TX	Lauren D. Wegner	(512)327-3370
2022	14054	Org	30	Ascension	Austin, TX		(512)345-4030
2022	14224	Org	42	St Peter	West Point, TX	Herbert C. Beyer	(979)242-3475
2022	14258	Org	104	First	San Marcos, TX	Larry T. Bauerkemper	(512)392-2064
2022	14304	Org	15	Evangelical	Moulton, TX	Herbert C. Beyer	(361)596-4928
2022	16363	Org	65	Trinity	Luling, TX		(830)875-3041
2023	05881	Org	388	Gethsemane	Austin, TX		(512)836-8560
2023	05905	Org	1,100	Palm Valley	Round Rock, TX	David P. Koppel	(512)255-3322
2023	05910	Org	30	St Luke	Goliad, TX	Kara L. Hairell Speed	(361)645-3833
2023	07573	Org	962	Abiding Presence	San Antonio, TX	Steven J. Cox	(210)494-8884
2023	14189	Org	126	Ebenezer	Maxwell, TX	Katrina J. Walther	(512)357-6648
2023	14195	Org	37	Trinity	Mission, TX	Alma N. Morales-Saaverdra	(956)585-3261
2023	14196	Org	113	Zion	Moulton, TX	Herbert C. Beyer	(361)596-4928
2023	14206	Org	161	St Paul	Nordheim, TX		(361)938-5532
2023	14245	Org	213	Grace	San Antonio, TX	Bethany C. Hull Somers	(210)226-9131
2023	14271	Org	122	St John's	Stockdale, TX		(830)996-3998
2023	14295	Org	152	Faith	Weimar, TX	Herbert C. Beyer	(979)725-6186
2023	16231	Org	92	Amazing Grace	San Antonio, TX		(210)679-7800
2023	30667	Org	84	New Life	Dripping Springs, TX	Candice B. Combs	(512)894-0155
2023	30893	Org	41	Grace Lutheran Chapel	Giddings, TX		(979)542-0100

**Synod Total: 31 Congregation(s)**