

2024

# Synod Data Toolkit

Central States Synod (4B)

Office of the Secretary  
December 2025



Evangelical  
Lutheran Church  
in America

This page intentionally left blank.

# Table of Contents

**03**

Synod Summary

**05**

Synod Trend Tables & Charts

**18**

Baptized Members, Average Attendance, and Active Participants

**26**

Baptisms by Congregation

**34**

Congregation Reports

## Summary of Membership, Participation, and Attendance

### 4B - Central States

**Baptized membership** has declined 30% over the past eight years, changing from 45,933 in 2017 to 32,177 in 2024. Over this same time period, the overall ELCA baptized membership decreased 23%.

Since 2017, **active participation** has shrunk 27%, moving from 31,211 to 22,777 with a drop of 1,210 in the most recent year. When looking at participation changes between 2020 and 2024 there was a 12% decrease. Since 2017, active participation in the ELCA overall has decreased by 38% (approximately 5% per year). Since 2020, active participation has decreased at a slightly slower rate of 16% (approximately 4% per year).

**In-person worship attendance** has declined 36% from 13,310 in 2017 to 8,474 in 2024. Some of this decline is made up by attenders worshiping online (5,462 in 2024). It is important to note that beginning in 2020, congregations were asked specifically about their in-person and online worship attendance separately. In-person worship attendance has increased 23% since 2020 from 6,866 to 8,474 in 2024. Since 2020, the overall ELCA in-person worship attendance increased 30% from 404,611 to 525,792 in 2024.

## Summary of Finances

### 4B - Central States

**Regular giving** has decreased by 7% since 2017, moving from \$30,873,947 in 2017 to \$28,579,061 in 2024. Over this period, inflation was 28%. Since 2020, regular giving has decreased by 4% in the synod and decreased by 2.5% in the ELCA overall; inflation was 21% during this time period.

**Mission support** has decreased 21% since 2017, from \$1,654,675 to \$1,314,927 in 2024. The ELCA overall experienced a 12% decline over the same period. Since 2020, mission support has decreased by 18% in the synod and decreased by 7% in the ELCA overall.

**Operating expenses** have increased by 2%, standing at \$28,151,852 in 2024 compared to \$27,514,323 in 2017. They have increased by 4% for the ELCA overall during this time. Since 2020, operating expenses have increased by 8% in the synod and increased 8% in the ELCA overall.

# Synod Trend Tables and Charts

- Synod Trend Tables
- Synod Trend Charts
- Congregations by Size
- Growth & Decline Tables

# Annual Congregation Report

## Trends for 4B - Central States

	2017	2018	2019	2020	2021	2022	2023	2024
<b>Number of Organized Congregations</b>	165	169	166	163	163	159	148	147
<b>Baptized Membership</b>	45,933	44,241	42,540	41,541	39,622	37,214	33,863	32,177
<b>Members Received By:</b>								
Baptism: Children	402	411	382	228	293	281	239	276
Baptism: Adults	31	27	47	17	31	21	31	41
Affirmation of Faith	406	405	362	231	241	337	320	331
Transfer	487	488	384	255	217	402	365	266
Other and Statistical Adjustment	131	201	72	63	64	42	59	167
<b>Members Removed By:</b>								
Death	527	505	554	543	504	451	438	407
Transfer	509	564	420	241	336	353	376	482
Other and Statistical Adjustment	1,222	2,006	1,864	1,007	1,871	1,570	2,316	1,838
<b>Baptized Members Confirmed</b>	360	329	291	304	228	205	173	219
<b>Confirmed Members</b>	36,187	35,452	33,851	32,963	31,450	30,009	28,048	27,190
<b>Active Participants</b>	31,211	31,766	29,869	25,768	26,812	24,669	23,987	22,777
<b>Average Attendance</b>	13,310	13,217	12,231	Not collected	Not collected	Not collected	Not collected	Not collected
<b>Average Attendance - On-site</b>				6,866	7,180	8,024	8,121	8,474
<b>Average Attendance - Online</b>				12,847	7,546	6,054	4,908	5,462
<b>Racial/Ethnic Composition of Active Participants</b>								
African American/Black	526	398	366	290	241	264	252	224
African National/African Caribbean	36	68	44	56	42	45	28	40
American Indian/Alaska Native	26	24	21	18	23	15	16	20
Arab/Middle Eastern	14	16	19	17	11	36	21	22
Asian/Pacific Islander	81	97	86	72	86	83	80	79
Multi-Racial/Multi-Ethnic	132	196	212	189	187	175	182	167
Other	17	3	Omitted	Omitted	Omitted	Omitted	Omitted	Omitted
Hispanic/Latino	147	340	411	315	300	329	323	335
White	28,993	30,554	28,731	24,490	23,958	23,517	22,604	21,513

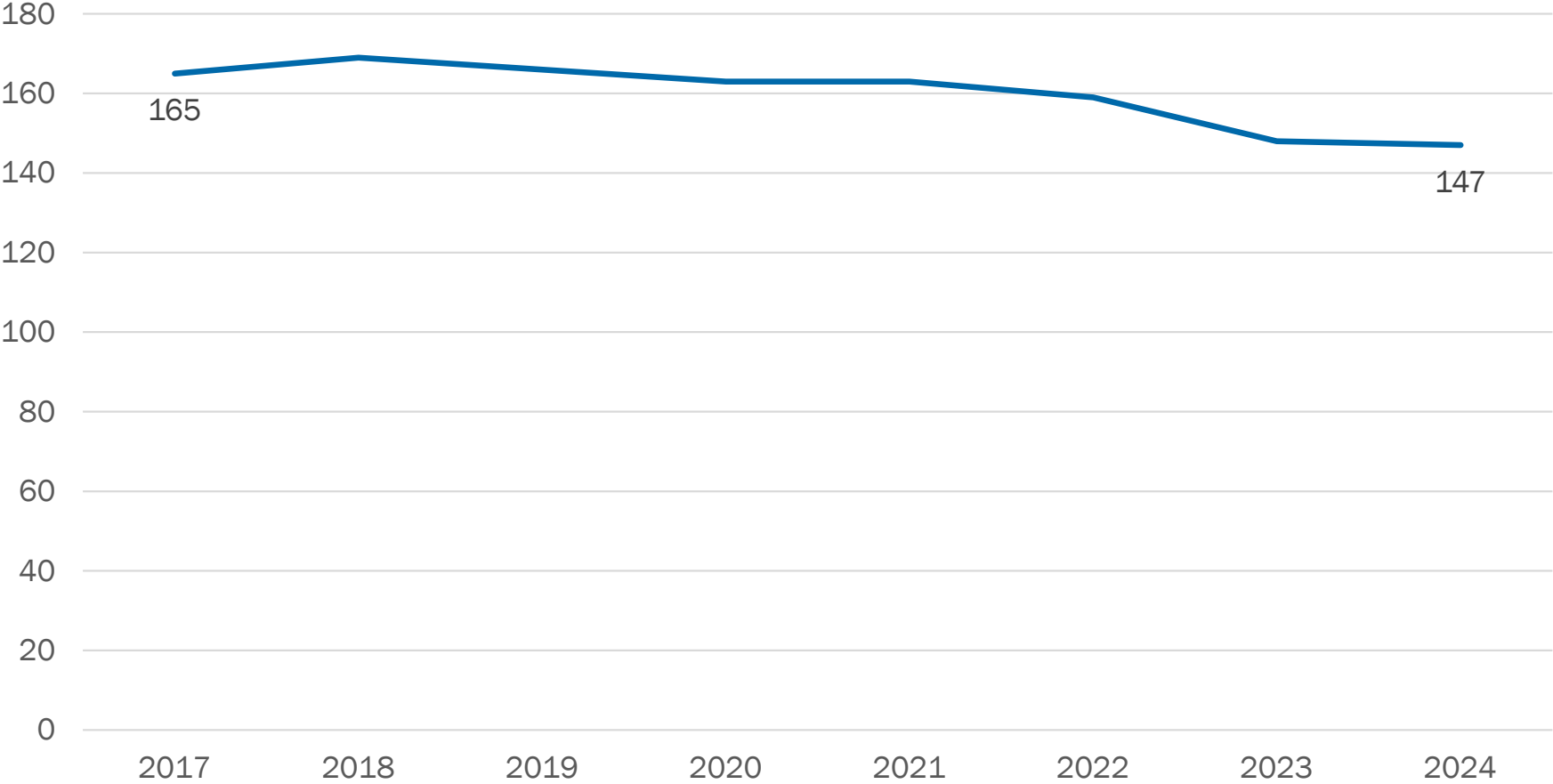
# Annual Congregation Report

## Trends for 4B - Central States

	2017	2018	2019	2020	2021	2022	2023	2024
<b>Regular Giving by Members</b>	\$30,873,947	\$29,852,366	\$28,660,046	\$29,731,779	\$28,747,496	\$27,103,598	\$26,916,027	\$28,579,061
<b>Designated Giving by Members</b>	\$3,547,191	\$3,789,358	\$3,359,480	\$3,121,197	\$4,244,459	\$2,916,679	\$3,525,575	\$4,371,394
<b>Earned Income (any source)</b>	\$2,164,768	\$2,760,636	\$2,330,886	\$1,787,158	\$1,783,949	\$1,710,984	\$1,543,438	\$2,386,537
<b>Grants &amp; Partnership Support</b>	\$194,806	\$361,799	\$176,390	\$939,950	\$657,282	\$349,459	\$443,442	\$912,415
<b>Other Receipts</b>	\$2,099,984	\$2,907,292	\$1,975,669	\$1,990,655	\$2,621,408	\$3,380,995	\$2,439,911	\$2,326,438
<b>Total Receipts</b>	\$38,880,696	\$39,671,451	\$36,502,471	\$37,570,739	\$38,054,594	\$35,461,715	\$34,868,393	\$38,575,845
<b>Total Indebtedness</b>	\$25,403,787	\$22,956,315	\$19,344,926	\$21,439,008	\$19,246,298	\$16,372,094	\$13,869,465	\$11,647,454
<b>Intended Mission Support</b>	\$1,722,121	\$1,651,414	\$1,672,491	\$1,594,058	\$1,519,065	\$1,482,029	\$1,805,359	\$1,591,219
<b>Current Operating Expenses</b>	\$27,514,323	\$27,952,265	\$27,401,462	\$25,958,122	\$26,804,623	\$26,873,228	\$27,232,741	\$28,151,852
<b>Capital Improvements</b>	\$1,315,059	\$1,542,531	\$1,589,705	\$1,302,589	\$2,767,193	\$1,562,529	\$1,810,337	\$2,857,360
<b>Payments on Debt</b>	\$2,987,940	\$3,198,984	\$2,651,025	\$2,559,102	\$2,687,874	\$2,696,207	\$2,208,234	\$2,265,448
<b>Mission Support</b>	\$1,654,675	\$1,631,318	\$1,634,486	\$1,600,355	\$1,464,936	\$1,433,204	\$1,370,356	\$1,314,927
as % of Total Disbursements	4.51	4.31	4.56	4.71	4.07	4.07	4.00	3.60
as % of Regular Giving	5.36	5.46	5.70	5.38	5.10	5.29	5.09	4.60
<b>Other Benevolence sent directly:</b>								
To the synod	\$260,315	\$243,811	\$228,450	\$137,470	\$143,527	\$119,184	\$108,911	\$122,159
To the churchwide organization	\$182,145	\$87,698	\$80,729	\$106,603	\$56,729	\$112,377	\$64,078	\$82,326
For activity in another country	\$212,930	\$232,130	\$197,548	\$238,696	\$73,060	\$127,116	\$130,718	\$120,306
To camps	\$125,676	\$89,248	\$78,559	\$33,062	\$64,751	\$63,174	\$53,308	\$48,924
To colleges	\$27,166	\$14,069	\$12,487	\$10,712	\$12,905	\$11,164	\$15,320	\$7,632
To seminaries	\$16,177	\$58,312	\$24,753	\$28,506	\$18,295	\$27,700	\$18,025	\$18,157
To social service organizations	\$298,323	\$287,443	\$268,286	\$332,293	\$331,185	\$334,578	\$348,000	\$511,462
To campus ministry	\$62,937	\$80,103	\$79,015	\$67,637	\$125,266	\$66,563	\$59,785	\$74,515
All other benevolence	\$814,696	\$636,710	\$797,128	\$696,445	\$686,409	\$466,089	\$460,145	\$459,530
<b>Non-mission support benevolence</b>	\$2,009,922	\$1,733,452	\$1,766,955	\$1,651,424	\$1,512,127	\$1,327,945	\$1,258,290	\$1,445,011
<b>Other expenses</b>	\$1,235,930	\$1,752,549	\$804,600	\$918,251	\$726,323	\$1,278,502	\$415,337	\$492,570
<b>Sum of Disbursements</b>	\$36,717,849	\$37,811,099	\$35,849,433	\$33,991,043	\$35,964,276	\$35,172,815	\$34,296,495	\$36,527,168

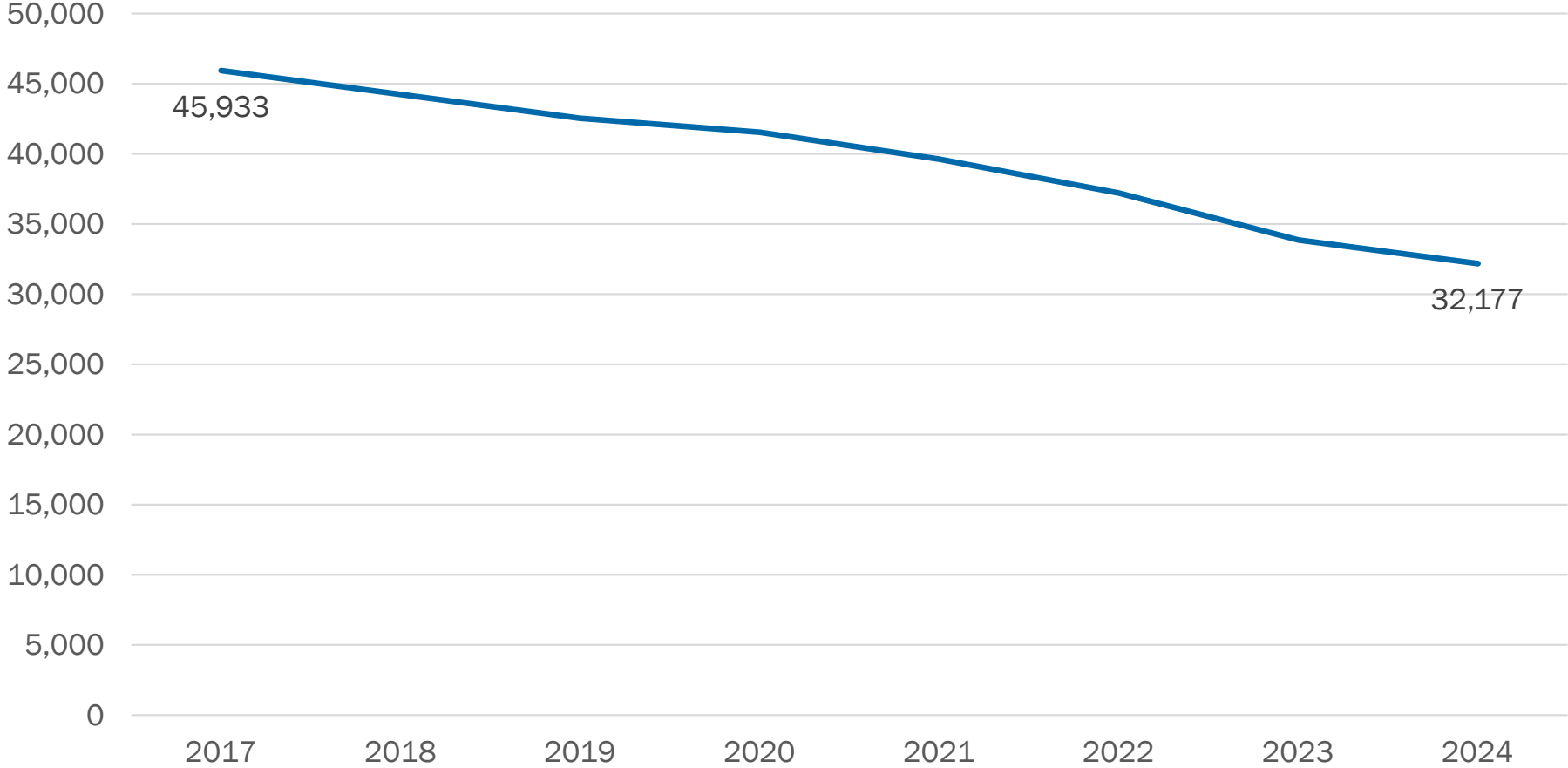
# Number of Organized Congregations (2017-2024)

## 4B - Central States



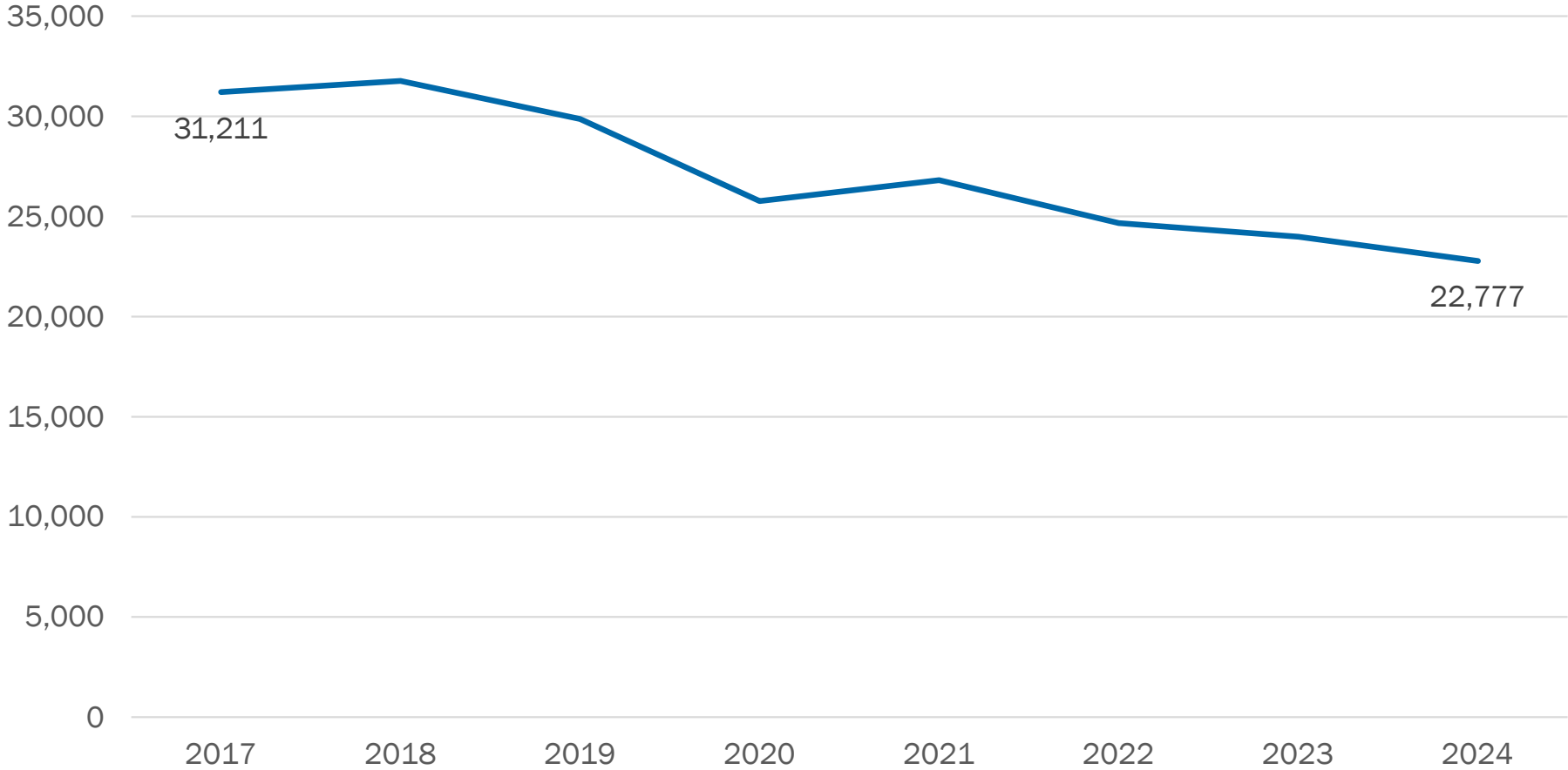
# Baptized Membership (2017-2024)

## 4B - Central States



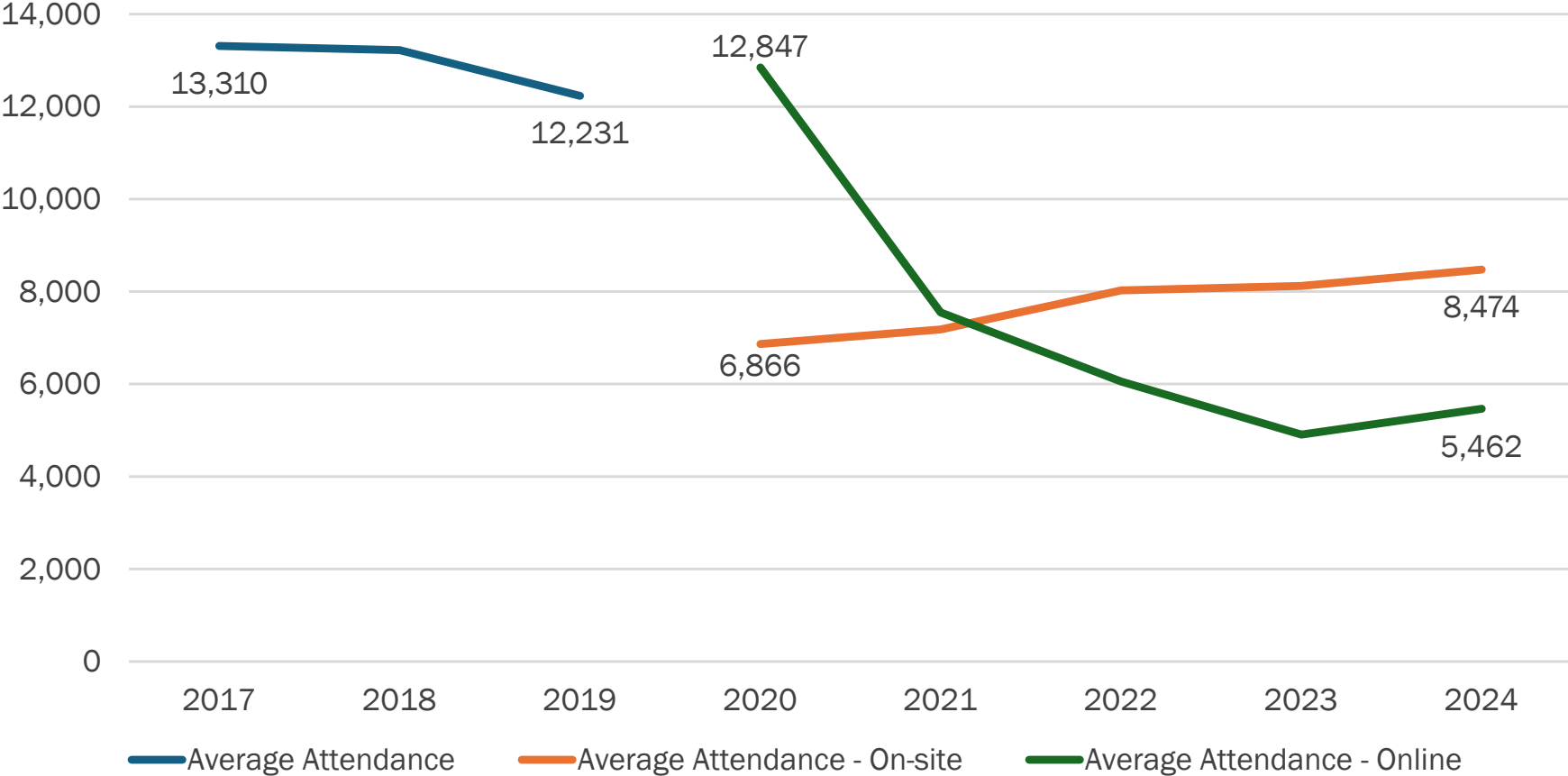
# Active Participants (2017-2024)

## 4B - Central States



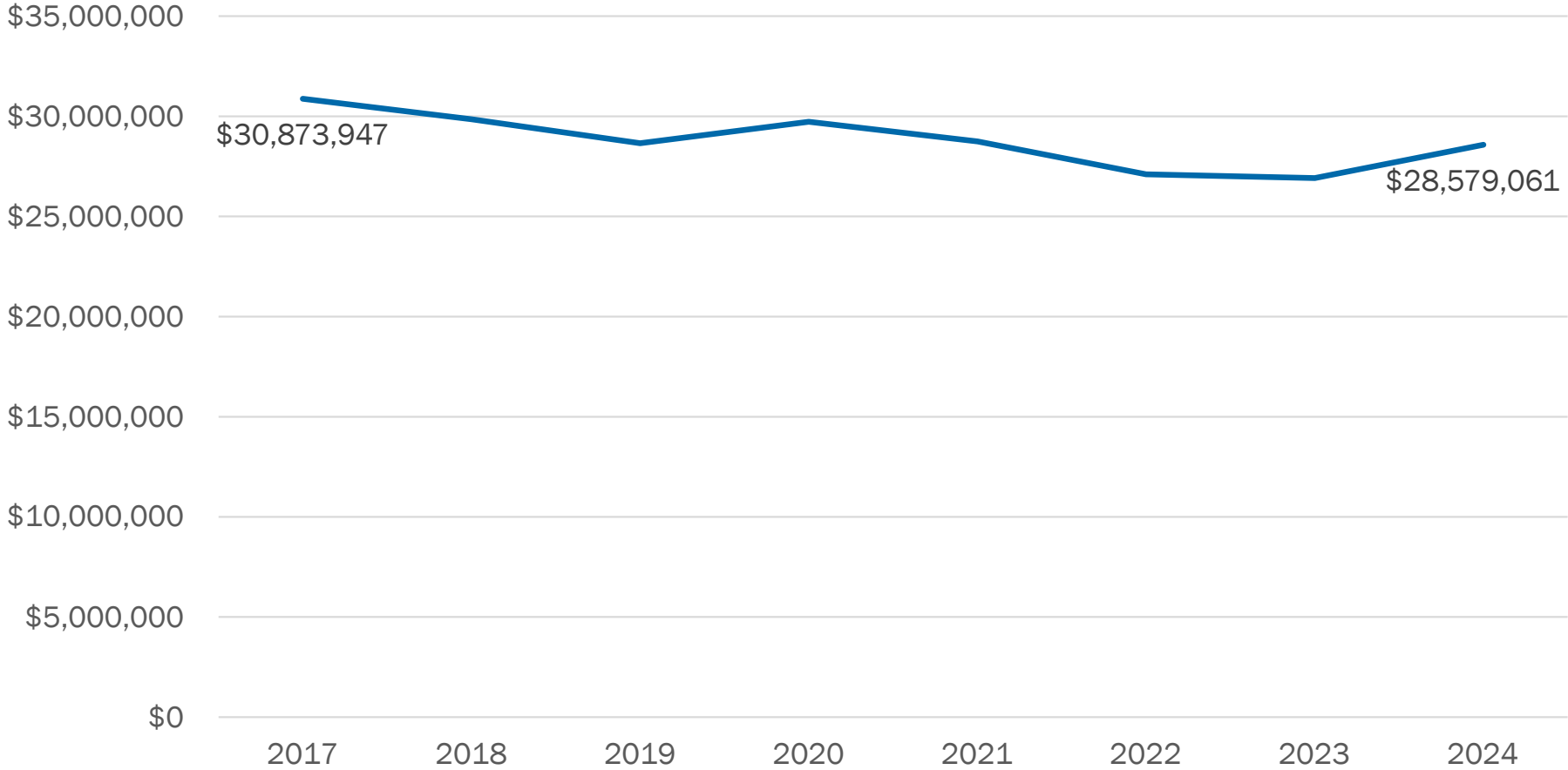
# Worship Attendance (2017-2024)

## 4B - Central States



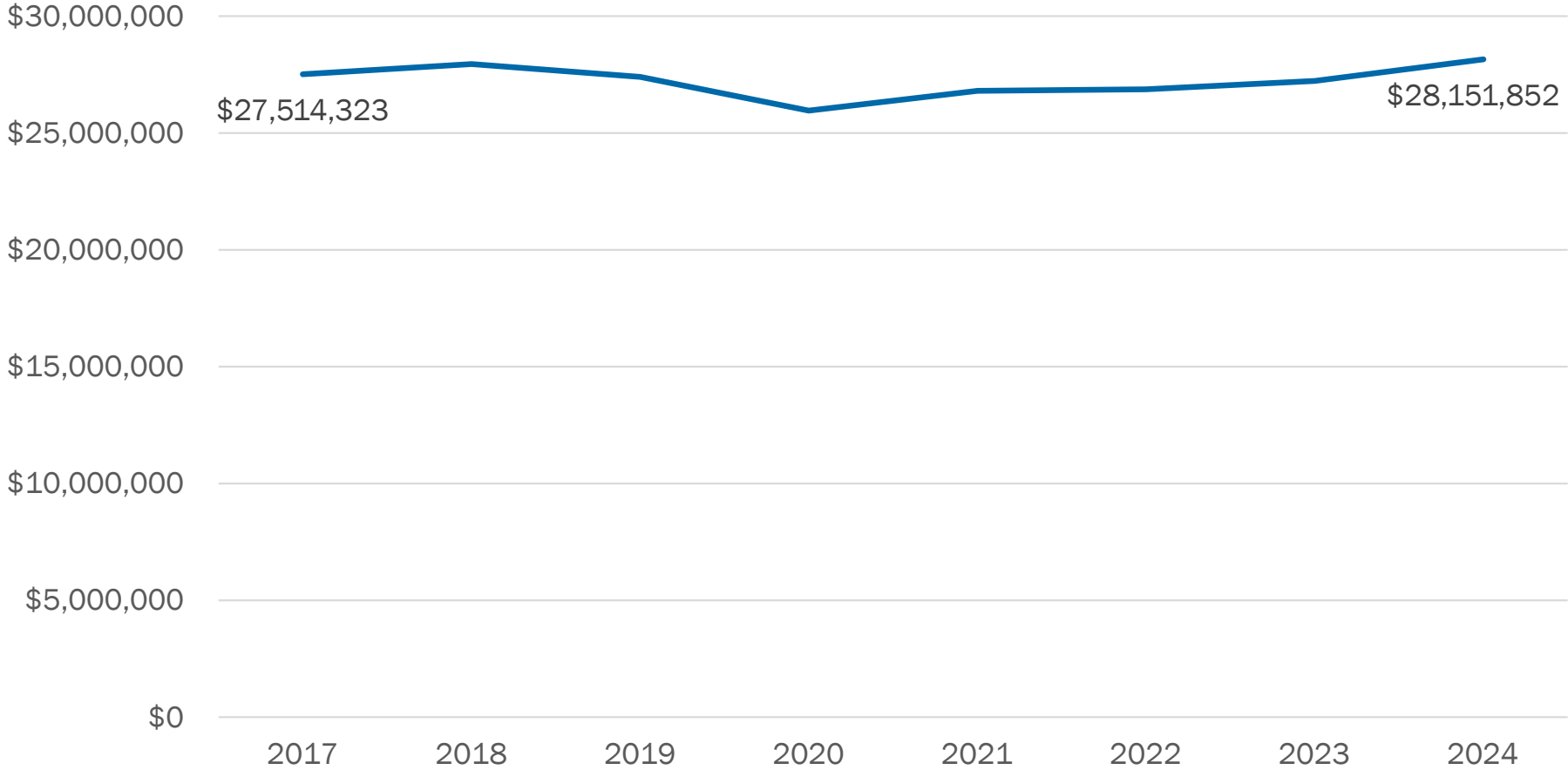
# Regular Giving by Members (2017-2024)

## 4B - Central States



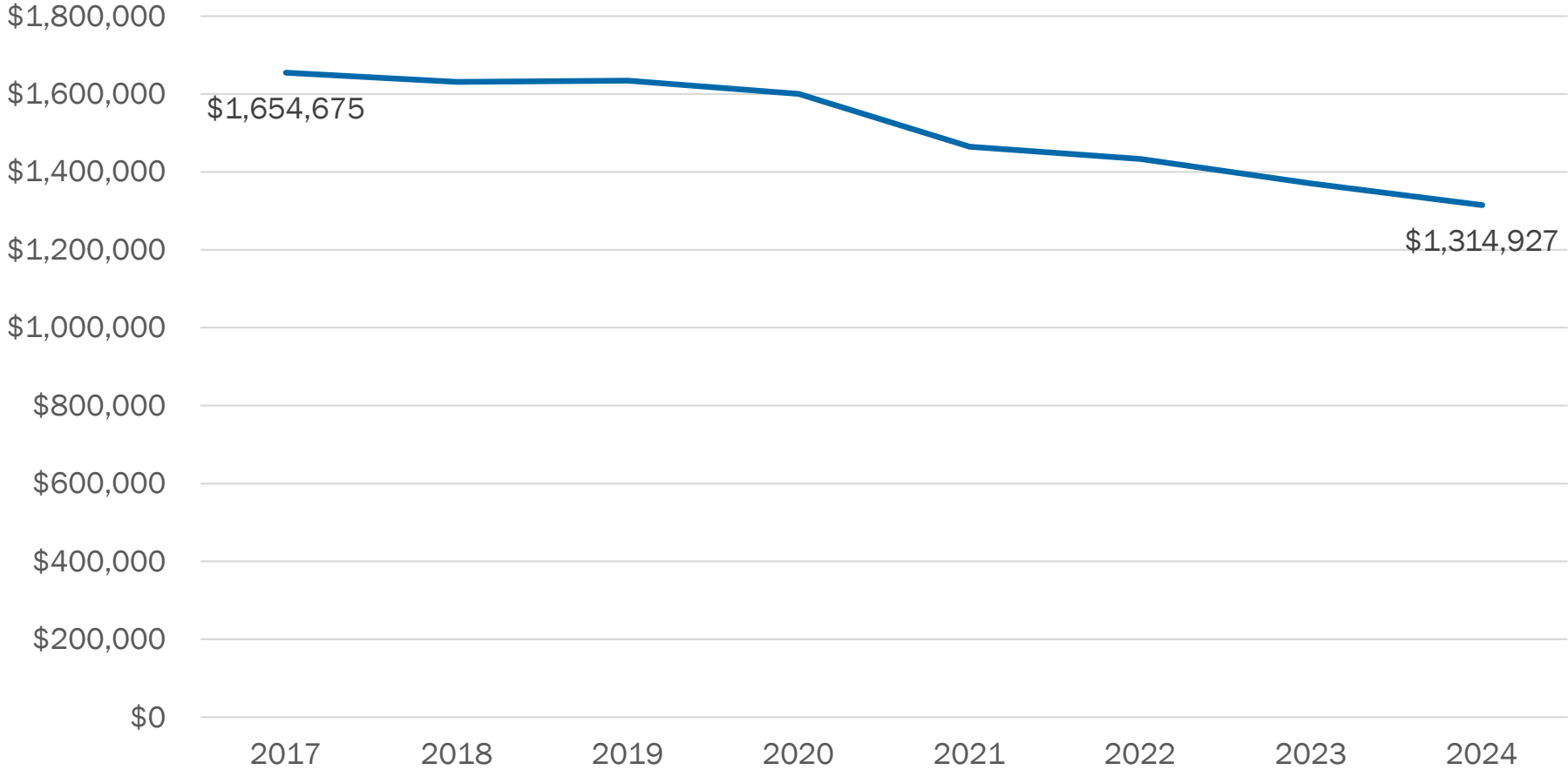
# Current Operating Expenses (2017-2024)

4B - Central States



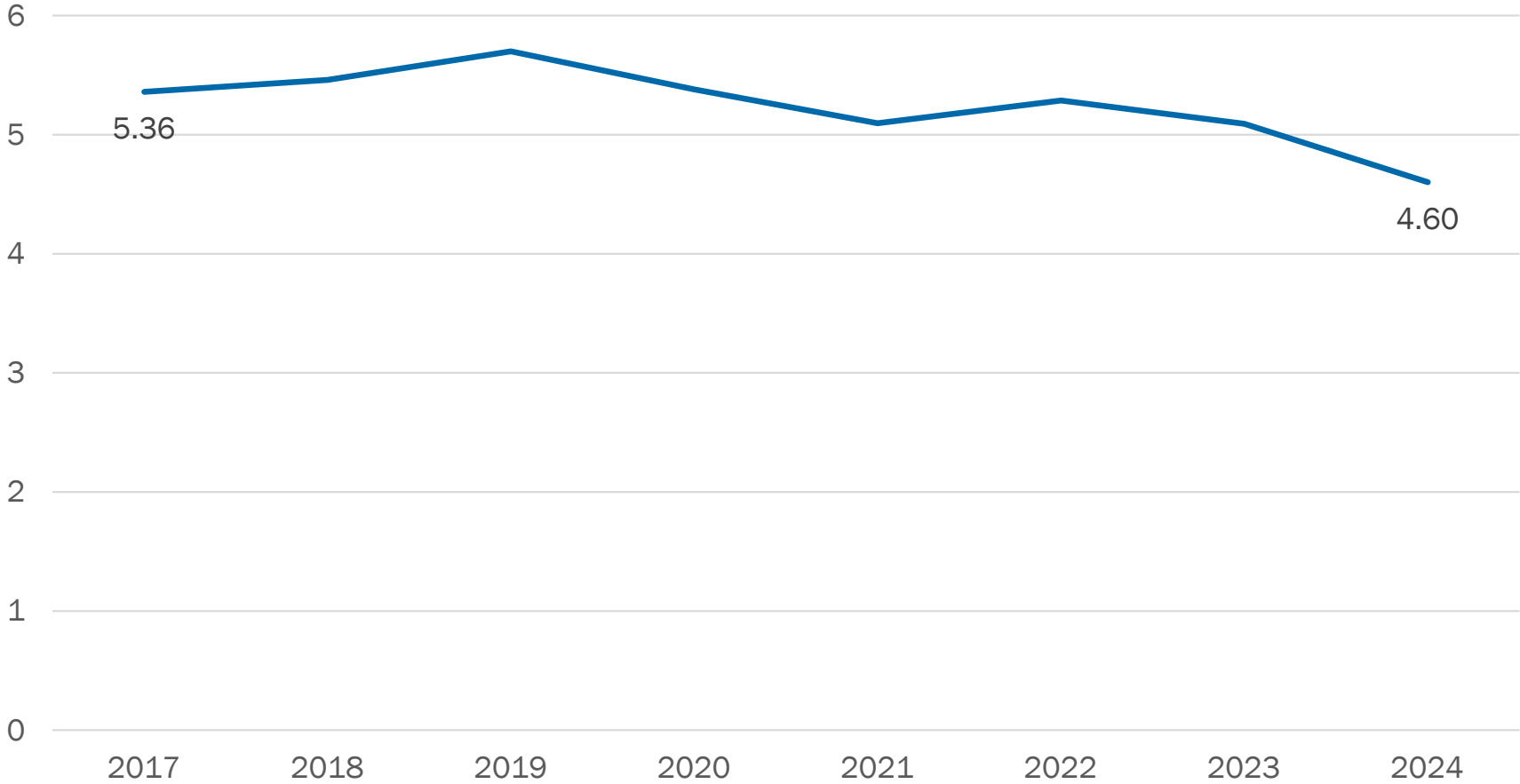
# Mission Support (2017-2024)

## 4B - Central States

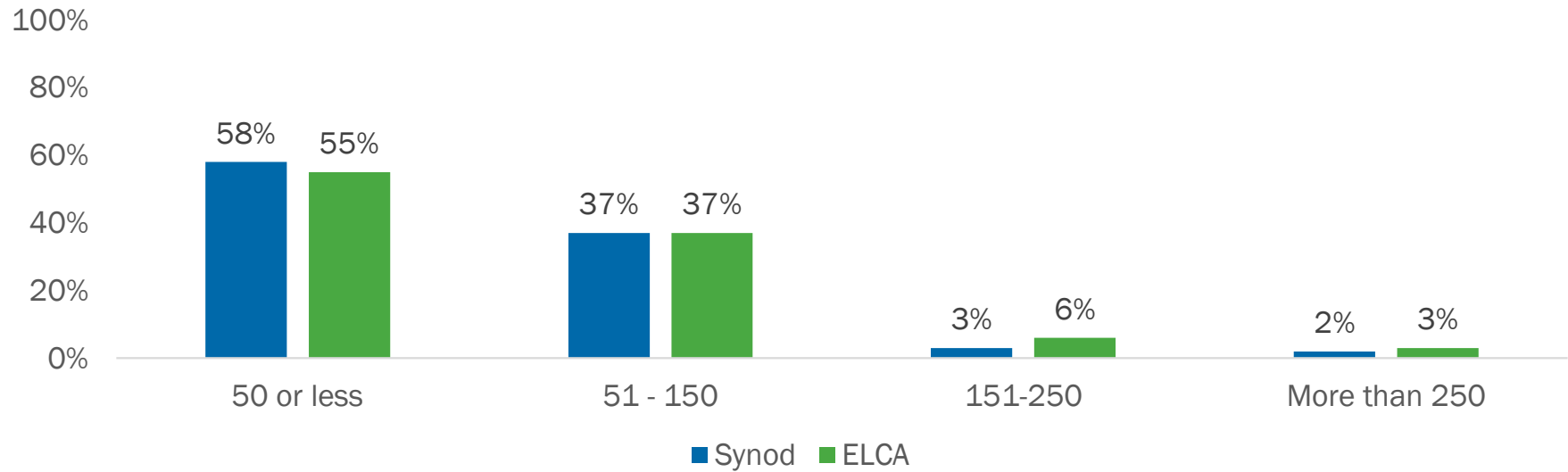


# Mission Support as % of Regular Giving (2017-2024)

4B - Central States



## Congregations by Size (Average On-Site Worship Attendance) 4B - Central States



Average On-Site Worship Attendance	Number of congregations (Synod)*	% of congregations (Synod)	Number of congregations (ELCA)*	% of congregations (ELCA)
50 or less	85	58%	4134	55%
51-150	54	37%	2787	37%
151-250	4	3%	430	6%
More than 250	3	2%	220	3%

\*Submitted at least one Annual Congregation Report between 2020 and 2024.

## Growth and Decline (2019-24)

### 4B - Central States

Change in Baptized Membership	# of congregations* (Synod)	% of congregations (Synod)	# of congregations* (ELCA)	% of congregations (ELCA)
Decline greater than 25%	35	27%	1,450	28%
Decline between 5% - 25%	46	36%	1,504	29%
Stable (decline <5% - incline <5%)	28	22%	1,492	29%
Increase between 5% - 25%	17	13%	545	11%
Increase greater than 25%	3	2%	109	2%

Change in Active Participants	# of congregations* (Synod)	% of congregations (Synod)	# of congregations* (ELCA)	% of congregations (ELCA)
Decline greater than 25%	62	48%	2,298	45%
Decline between 5% - 25%	34	26%	1,133	22%
Stable (decline <5% - incline <5%)	9	7%	491	10%
Increase between 5% - 25%	7	5%	510	10%
Increase greater than 25%	17	13%	668	13%

Change in On-Site Worship Attendance	# of congregations* (Synod)	% of congregations (Synod)	# of congregations* (ELCA)	% of congregations (ELCA)
Decline greater than 25%	65	50%	2,740	54%
Decline between 5% - 25%	47	36%	1,590	31%
Stable (decline <5% - incline <5%)	10	8%	329	6%
Increase between 5% - 25%	4	3%	281	6%
Increase greater than 25%	3	2%	160	3%

\*Only congregations that filed an Annual Congregation Report in 2019 and 2024 are included.

Baptized Members,  
Average Attendance,  
and Active  
Participants

## Baptized Members, Average Attendance (online and on-site), and Active Participants

### 4B - Central States

CongID	Congregation Name	City	State	ZIP	Data Year	Baptized Members	Average Online Attendance	Average On-site Attendance	Active Participants
07192	Our Savior Lutheran Church	Camdenton	MO	65020-0617	2024	127	30	41	2169
07821	Holy Cross Lutheran Church	Overland Park	KS	66213-1101	2024	997	233	297	1044
10197	Atonement Lutheran Church	Overland Park	KS	66212-1653	2024	1075	256	322	793
30005	Good Shepherd Lutheran Church	Manchester	MO	63011-4343	2024	1067	0	246	730
07605	Advent Lutheran Church	Olathe	KS	66062-9017	2024	447	194	148	597
01645	Peace Lutheran Church	Manhattan	KS	66502-2637	2024	529	5	121	590
01650	Emanuel Lutheran Church	Hutchinson	KS	67502-2407	2024	791	48	133	582
07623	Living Lord Lutheran Church	Lake St Louis	MO	63367-2748	2024	706	600	262	572
01652	Trinity Lutheran Church	McPherson	KS	67460-4331	2024	705	192	65	500
01600	Gloria Dei Lutheran Church	Kansas City	MO	64151-1404	2024	454	26	118	470
01576	Bethany Lutheran Church	Lindsborg	KS	67456-2011	2024	739	56	120	464
30626	Kaw Prairie Community Church	Shawnee	KS	66227-7274	2024	403	15	200	403
01638	First Lutheran Church	Topeka	KS	66604-2021	2024	464	45	101	383
02141	Gethsemane Lutheran Church	Saint Louis	MO	63109-1405	2024	453	80	97	372
01593	Martin Luther Lutheran Church	Lees Summit	MO	64063-1886	2024	432	249	105	357
01612	Messiah Lutheran Church	Springfield	MO	65807-3037	2024	338	30	156	347
01584	St John Lutheran Church	Salina	KS	67401-3912	2024	658	15	75	340
07789	Redeemer Lutheran Church	De Soto	MO	63020-1070	2024	333	34	66	333
01658	Gloria Dei Lutheran Church	Wichita	KS	67203-3028	2024	329	10	150	329
07613	Trinity Lutheran Church	Chesterfield	MO	63017-8356	2024	441	54	124	320
01633	First Lutheran Church	Manhattan	KS	66502-5457	2024	353	46	109	310
20169	Bethel Lutheran Church	Saint Louis	MO	63105-2120	2024	381	11	83	289
01589	St Andrew Lutheran Church	Columbia	MO	65203-2856	2024	318	21	93	275

## Baptized Members, Average Attendance (online and on-site), and Active Participants

### 4B - Central States

CongID	Congregation Name	City	State	ZIP	Data Year	Baptized Members	Average Online Attendance	Average On-site Attendance	Active Participants
01611	Lutheran Church Of The Resurrection	Prairie Village	KS	66206-1714	2024	180	14	72	266
10244	Christ Lutheran Church	Wichita	KS	67219-3012	2024	247	100	98	247
30411	Hosanna Lutheran Church	Liberty	MO	64068-8720	2024	215	13	79	246
01630	Trinity Lutheran Church	Lawrence	KS	66044-3353	2024	438	80	110	240
10182	St Mark Lutheran Church	Olathe	KS	66061-7312	2024	274	195	76	234
10050	St Paul Lutheran Church	Cole Camp	MO	65325-0250	2024	448	0	131	230
20170	Christ Lutheran Church	Webster Groves	MO	63119-3104	2024	364	0	68	230
10159	St Paul Lutheran Church	Lohman	MO	65053-9630	2024	324	474	84	220
20155	Lutheran Church Of The Good Shepherd	Hazelwood	MO	63042-1306	2024	217	30	67	220
01579	Elim Lutheran Church	Marquette	KS	67464-0236	2024	450	35	76	210
02184	Hope Lutheran Church	Saint Charles	MO	63303-3726	2024	222	23	102	204
20153	Lutheran Church Of The Atonement	Florissant	MO	63031-4511	2024	514	0	110	200
31153	Iglesia Luterana Sagrado Corazon De Jesus - ELCA	Garden City	KS	67846-5214	2024	206	0	80	183
01685	St John Lutheran Church	Russell	KS	67665-2752	2024	320	12	123	181
02149	Holy Cross Lutheran Church	Creve Coeur	MO	63141-6152	2024	198	206	60	177
10204	St John Lutheran Church	Pittsburg	KS	66762-4707	2024	256	11	56	175
10145	Salem Lutheran Church	Lenexa	KS	66215-3637	2024	310	77	78	170
01602	Immanuel Lutheran Church	Kansas City	MO	64111-4304	2024	166	7	62	166
10024	Lord Of Love Lutheran Church	Belton	MO	64012-5337	2024	172	10	59	160
02147	St Thomas-Holy Spirit Lutheran Church	Saint Louis	MO	63127-1310	2024	227	109	79	157
01586	Redeemer Lutheran Church	Salina	KS	67401-6912	2024	288	133	63	152
01585	Salemsborg Lutheran Church	Smolan	KS	67456-8021	2024	680	98	160	150

## Baptized Members, Average Attendance (online and on-site), and Active Participants

### 4B - Central States

CongID	Congregation Name	City	State	ZIP	Data Year	Baptized Members	Average Online Attendance	Average On-site Attendance	Active Participants
01607	First Lutheran Church	Saint Joseph	MO	64501-2724	2024	212	41	69	150
01583	Immanuel Lutheran Church	Salina	KS	67401-3909	2024	143	4	43	146
02145	St Mark Lutheran Church	Saint Louis	MO	63117-1808	2024	142	0	50	143
01649	Resurrection Lutheran Church	Haysville	KS	67060-7429	2024	160	14	65	141
10217	Trinity Lutheran Church	Russellville	MO	65074-1203	2024	292	20	56	141
10130	Our Savior's Lutheran Church	Jefferson City	MO	65109-2431	2024	262	45	76	138
01680	Trinity Lutheran Church	Hays	KS	67601-1606	2024	349	5	35	130
02132	Trinity Lutheran Church	Kirkwood	MO	63122-2408	2024	172	43	48	125
10138	St John Lutheran Church	Kensington	KS	66951-9624	2024	150	0	69	122
10233	Emmanuel Evangelical Lutheran Church	Stuttgart	KS	67661-7095	2024	217	0	47	120
01659	Reformation Lutheran Church	Wichita	KS	67206-1278	2024	333	140	86	115
10176	Faith Lutheran Church	Oberlin	KS	67749-1736	2024	161	9	31	115
16197	Prince Of Peace Lutheran Church	Springfield	MO	65810-2815	2024	189	10	60	111
01631	Walsburg Lutheran Church	Leonardville	KS	66449-9807	2024	176	0	40	100
01613	Kent Memorial Lutheran Church	Sunrise Beach	MO	65079-6643	2024	300	16	75	98
01572	Assaria Lutheran Church	Assaria	KS	67416-0147	2024	163	8	65	95
01643	St Mark Lutheran Church	Waterville	KS	66548-0300	2024	198	20	74	95
10120	St Paul Lutheran Church	Herington	KS	67449-2112	2024	339	23	65	95
20152	Zion Lutheran Church	Ferguson	MO	63135-2311	2024	89	31	32	93
10144	Good Shepherd Lutheran Church	Lawrence	KS	66047-1962	2024	159	12	66	92
10002	Peace Lutheran Church	Albert	KS	67511-0039	2024	232	0	43	89
10240	Our Saviors Lutheran Church	Topeka	KS	66611-1907	2024	208	0	70	89
01679	St Mark Lutheran Church	Great Bend	KS	67530-2144	2024	115	15	31	88

## Baptized Members, Average Attendance (online and on-site), and Active Participants

### 4B - Central States

CongID	Congregation Name	City	State	ZIP	Data Year	Baptized Members	Average Online Attendance	Average On-site Attendance	Active Participants
10225	American Lutheran Church	Smith Center	KS	66967-2519	2024	336	0	46	88
01628	St John Lutheran Church	Lancaster	KS	66041-0136	2024	194	0	25	86
01578	Messiah Lutheran Church	Lindsborg	KS	67456-1800	2024	204	14	47	85
16188	Peace Lutheran Church	Washington	MO	63090-4720	2024	111	32	32	85
07737	Peace Lutheran Church	Hollister	MO	65673-0827	2024	81	11	58	84
01609	First Lutheran Church	Mission Hills	KS	66208-1947	2024	385	3	64	80
01681	Emmanuel Lutheran Church	Hoisington	KS	67544-0416	2024	153	0	45	80
30073	Family of Christ Lutheran Church	Imperial	MO	63052-0456	2024	135	7	45	80
01604	St Mark Lutheran Church	Kansas City	MO	64109-2659	2024	75	2	24	77
20091	St Martin Lutheran Church	Kansas City	KS	66109-3832	2024	70	0	38	70
01642	Good Shepherd Lutheran Church	Washington	KS	66968-2124	2024	87	0	48	69
10201	Zion Lutheran Church	Phillipsburg	KS	67661-2446	2024	144	4	20	68
10582	Shepherd Of The Hills Lutheran Church	Bridgeton	MO	63044-2607	2024	96	17	29	68
10231	Pymont Trinity Lutheran Church	Stover	MO	65078-1051	2024	85	0	25	65
20154	Lutheran Church Of The Living Christ	Florissant	MO	63033-1118	2024	199	10	37	65
01575	Falun Lutheran Church	Falun	KS	67442-0116	2024	191	0	52	60
01690	Bethlehem Lutheran Church	Wakeeney	KS	67672-1902	2024	284	5	37	60
16252	Gloria Dei Lutheran Church	Lucas	KS	67648-0277	2023	136	0	30	60
10056	Concordia Lutheran Church	Concordia	KS	66901-3511	2024	138	0	45	58
01647	St Mark Lutheran Church	Emporia	KS	66801-2458	2024	170	7	53	55
20150	Unity Evangelical Lutheran Church	Saint Louis	MO	63121-4532	2024	60	0	30	55
02172	St Mark Lutheran Church	Cape Girardeau	MO	63701-9602	2024	204	40	49	53
20164	St Philip's Evangelical Lutheran Church	Saint Louis	MO	63113-2910	2023	51	28	30	53

## Baptized Members, Average Attendance (online and on-site), and Active Participants

### 4B - Central States

CongID	Congregation Name	City	State	ZIP	Data Year	Baptized Members	Average Online Attendance	Average On-site Attendance	Active Participants
10247	Immanuel Lutheran Church	Wilson	KS	67490-0298	2024	236	13	32	52
01637	Amana Lutheran Church	Scandia	KS	66966-0266	2019	141	0	0	52
10198	Overland Park Lutheran Church	Overland Park	KS	66204-2858	2024	204	326	31	51
01648	Christ Lutheran Church	Eureka	KS	67045-0347	2020	148	70	24	51
01580	New Gottland Lutheran Church	McPherson	KS	67460-8087	2024	281	0	41	50
01598	St James Lutheran Church	Kansas City	MO	64118-5319	2024	271	10	45	50
01618	St John Lutheran Church	Bendena	KS	66008-0158	2024	167	65	26	50
01661	Andover Lutheran Church	Windom	KS	67491-9327	2024	168	45	27	48
01608	Christ & Trinity Evangelical Lutheran Church Of Sedalia	Sedalia	MO	65301-6866	2024	75	85	20	46
07804	All Saints Lutheran Church	Blue Springs	MO	64015-4085	2024	88	12	37	45
02166	Sargents Chapel Lutheran Church	Sedgewickville	MO	63781-0327	2024	36	0	30	43
01635	Grace Lutheran Church	Osage City	KS	66523-1038	2024	194	0	40	40
10102	St Paul Lutheran Church	Galatia	KS	67565-9433	2020	57	30	30	40
01634	Olsburg Lutheran Church	Olsburg	KS	66520-0128	2024	152	0	28	36
10087	St John Lutheran Church	Ellis	KS	67637-0171	2024	187	4	35	35
01623	Zion Lutheran Church	Hanover	KS	66945-8866	2024	30	0	14	34
01626	Faith Lutheran Church	Junction City	KS	66441-0181	2024	164	10	21	34
01640	Trinity Lutheran Church	Topeka	KS	66606-1426	2024	111	142	33	33
10029	St John Lutheran Church	Bird City	KS	67731-0325	2023	85	9	31	31
20171	St Paul Lutheran Church	West Plains	MO	65775-2070	2023	60	0	27	31
01660	St Paul Lutheran Church	Wichita	KS	67203-3948	2024	78	4	34	30
10034	Our Saviors Lutheran Church	Brewster	KS	67732-0100	2024	59	0	16	30

## Baptized Members, Average Attendance (online and on-site), and Active Participants

### 4B - Central States

CongID	Congregation Name	City	State	ZIP	Data Year	Baptized Members	Average Online Attendance	Average On-site Attendance	Active Participants
10170	St Paul Lutheran Church	Nevada	MO	64772-3912	2024	76	12	23	30
10212	Hope Lutheran Church	Rush Center	KS	67575-7607	2024	158	0	24	30
90159	Hope Lutheran Church	Rolla	MO	65401-3064	2024	45	0	19	30
10239	St Paul Lutheran Church	Tescott	KS	67484-0161	2024	70	0	14	28
10219	Salem Lutheran Church	Saint Francis	KS	67756-5666	2023	29	0	23	27
01573	Hebron Lutheran Church	Burdick	KS	66838-9537	2024	91	0	20	25
01627	Ada Lutheran Church	Courtland	KS	66939-8016	2024	243	15	18	25
10132	Peace Lutheran Church	Joplin	MO	64801-7631	2024	29	0	14	24
02142	Holy Trinity Lutheran Church	Saint Louis	MO	63128-3128	2024	46	6	22	23
01654	St Paul Lutheran Church	Peabody	KS	66866-1000	2024	24	0	11	22
01657	St John Lutheran Church	Wellington	KS	67152-3236	2024	81	0	22	22
01678	St Paul Lutheran Church	Glasco	KS	67445-0187	2024	40	0	10	22
10033	Immanuel Lutheran Church	Cole Camp	MO	65325-2828	2024	65	0	22	22
10042	St Matthew American Lutheran Church	Butler	MO	64730-0168	2024	34	0	18	22
01616	St Mark Lutheran Church	Atchison	KS	66002-2862	2024	74	0	21	21
10084	First Lutheran Church	Dorrance	KS	67634-0024	2024	25	0	19	20
01689	Denmark Lutheran Church	Lincoln	KS	67455-8916	2019	30	0	0	20
01644	Marion Hill Lutheran Church	White City	KS	66872-9229	2024	111	0	12	18
20271	Peace Lutheran Church	Salisbury	MO	65281-1326	2024	17	0	16	18
30362	New Hope Lutheran Church	Onaga	KS	66521-0394	2024	151	85	18	18
01684	Bethesda Lutheran Church	Winona	KS	67764-7022	2024	19	0	12	16
10023	American Lutheran Church	Belleville	KS	66935-2556	2024	90	0	15	16
01687	Sharon Lutheran Church	Sharon Springs	KS	67758-5808	2024	14	0	10	14

## Baptized Members, Average Attendance (online and on-site), and Active Participants

### 4B - Central States

CongID	Congregation Name	City	State	ZIP	Data Year	Baptized Members	Average Online Attendance	Average On-site Attendance	Active Participants
01693	Excelsior Lutheran Church	Wilson	KS	67490-8736	2024	10	0	8	12
10211	Upper Wolf Lutheran Church	Robinson	KS	66532-9804	2024	45	0	12	12
02168	Sedgewickville Lutheran Church	Sedgewickville	MO	63781-0327	2024	4	0	10	11
07765	St Andrew Lutheran Church	Poplar Bluff	MO	63901-2345	2024	19	0	10	11
30406	Community Lutheran Church	Eagle Rock	MO	65641-0238	2020	16	0	11	11
01677	Garfield Lutheran Church	Garfield	KS	67529-0176	2019	11	0	0	11
01622	Trinity Lutheran Church	Greenleaf	KS	66943-9474	2024	17	0	7	10
01629	St John Lutheran Church	Hanover	KS	66945-9045	2024	25	0	14	10
01641	St Paul Lutheran Church	Valley Falls	KS	66088-1118	2024	26	0	10	10
01683	Emanuel Lutheran Church	Wakeeney	KS	67672-1902	2024	20	0	6	10
10103	St James Evangelical Lutheran Church	Garden City	KS	67846-4613	2024	15	0	9	10
20165	Our Savior Lutheran Church	Salem	MO	65560-0144	2024	15	6	7	7
31069	Partners Ministry	Wichita	KS	67203-3948	2024	36	0	35	5

# Baptisms by Congregation

# Baptisms

## 4B - Central States

CongID	Congregation Name	City	State	ZIP	Data Year	Baptisms
07623	Living Lord Lutheran Church	Lake St Louis	MO	63367-2748	2024	15
30626	Kaw Prairie Community Church	Shawnee	KS	66227-7274	2024	15
31153	Iglesia Luterana Sagrado Corazon De Jesus - ELCA	Garden City	KS	67846-5214	2024	15
10120	St Paul Lutheran Church	Herington	KS	67449-2112	2024	13
01685	St John Lutheran Church	Russell	KS	67665-2752	2024	11
30005	Good Shepherd Lutheran Church	Manchester	MO	63011-4343	2024	11
01683	Emanuel Lutheran Church	Wakeeney	KS	67672-1902	2024	10
10197	Atonement Lutheran Church	Overland Park	KS	66212-1653	2024	10
01593	Martin Luther Lutheran Church	Lees Summit	MO	64063-1886	2024	8
01600	Gloria Dei Lutheran Church	Kansas City	MO	64151-1404	2024	8
01628	St John Lutheran Church	Lancaster	KS	66041-0136	2024	8
07821	Holy Cross Lutheran Church	Overland Park	KS	66213-1101	2024	8
02149	Holy Cross Lutheran Church	Creve Coeur	MO	63141-6152	2024	7
10159	St Paul Lutheran Church	Lohman	MO	65053-9630	2024	7
01645	Peace Lutheran Church	Manhattan	KS	66502-2637	2024	6
01658	Gloria Dei Lutheran Church	Wichita	KS	67203-3028	2024	6
01659	Reformation Lutheran Church	Wichita	KS	67206-1278	2024	6
02141	Gethsemane Lutheran Church	Saint Louis	MO	63109-1405	2024	6
07605	Advent Lutheran Church	Olathe	KS	66062-9017	2024	6
01578	Messiah Lutheran Church	Lindsborg	KS	67456-1800	2024	5
01585	Salemsborg Lutheran Church	Smolan	KS	67456-8021	2024	5
01680	Trinity Lutheran Church	Hays	KS	67601-1606	2024	5
10182	St Mark Lutheran Church	Olathe	KS	66061-7312	2024	5

# Baptisms

## 4B - Central States

CongID	Congregation Name	City	State	ZIP	Data Year	Baptisms
20153	Lutheran Church Of The Atonement	Florissant	MO	63031-4511	2024	5
20170	Christ Lutheran Church	Webster Groves	MO	63119-3104	2024	5
10029	St John Lutheran Church	Bird City	KS	67731-0325	2023	5
01572	Assaria Lutheran Church	Assaria	KS	67416-0147	2024	4
01579	Elim Lutheran Church	Marquette	KS	67464-0236	2024	4
01613	Kent Memorial Lutheran Church	Sunrise Beach	MO	65079-6643	2024	4
01643	St Mark Lutheran Church	Waterville	KS	66548-0300	2024	4
01681	Emmanuel Lutheran Church	Hoisington	KS	67544-0416	2024	4
07789	Redeemer Lutheran Church	De Soto	MO	63020-1070	2024	4
16188	Peace Lutheran Church	Washington	MO	63090-4720	2024	4
31069	Partners Ministry	Wichita	KS	67203-3948	2024	4
01575	Falun Lutheran Church	Falun	KS	67442-0116	2024	3
01611	Lutheran Church Of The Resurrection	Prairie Village	KS	66206-1714	2024	3
01635	Grace Lutheran Church	Osage City	KS	66523-1038	2024	3
01647	St Mark Lutheran Church	Emporia	KS	66801-2458	2024	3
01650	Emanuel Lutheran Church	Hutchinson	KS	67502-2407	2024	3
07613	Trinity Lutheran Church	Chesterfield	MO	63017-8356	2024	3
10056	Concordia Lutheran Church	Concordia	KS	66901-3511	2024	3
10204	St John Lutheran Church	Pittsburg	KS	66762-4707	2024	3
16197	Prince Of Peace Lutheran Church	Springfield	MO	65810-2815	2024	3
01583	Immanuel Lutheran Church	Salina	KS	67401-3909	2024	2
01584	St John Lutheran Church	Salina	KS	67401-3912	2024	2
01586	Redeemer Lutheran Church	Salina	KS	67401-6912	2024	2

# Baptisms

## 4B - Central States

CongID	Congregation Name	City	State	ZIP	Data Year	Baptisms
01598	St James Lutheran Church	Kansas City	MO	64118-5319	2024	2
01612	Messiah Lutheran Church	Springfield	MO	65807-3037	2024	2
01631	Walsburg Lutheran Church	Leonardville	KS	66449-9807	2024	2
01633	First Lutheran Church	Manhattan	KS	66502-5457	2024	2
01638	First Lutheran Church	Topeka	KS	66604-2021	2024	2
01644	Marion Hill Lutheran Church	White City	KS	66872-9229	2024	2
01679	St Mark Lutheran Church	Great Bend	KS	67530-2144	2024	2
01684	Bethesda Lutheran Church	Winona	KS	67764-7022	2024	2
01690	Bethlehem Lutheran Church	Wakeeney	KS	67672-1902	2024	2
02184	Hope Lutheran Church	Saint Charles	MO	63303-3726	2024	2
10023	American Lutheran Church	Belleville	KS	66935-2556	2024	2
10024	Lord Of Love Lutheran Church	Belton	MO	64012-5337	2024	2
10087	St John Lutheran Church	Ellis	KS	67637-0171	2024	2
10201	Zion Lutheran Church	Phillipsburg	KS	67661-2446	2024	2
10217	Trinity Lutheran Church	Russellville	MO	65074-1203	2024	2
20169	Bethel Lutheran Church	Saint Louis	MO	63105-2120	2024	2
30411	Hosanna Lutheran Church	Liberty	MO	64068-8720	2024	2
10219	Salem Lutheran Church	Saint Francis	KS	67756-5666	2023	2
01637	Amana Lutheran Church	Scandia	KS	66966-0266	2019	2
01576	Bethany Lutheran Church	Lindsborg	KS	67456-2011	2024	1
01580	New Gottland Lutheran Church	McPherson	KS	67460-8087	2024	1
01604	St Mark Lutheran Church	Kansas City	MO	64109-2659	2024	1
01608	Christ & Trinity Evangelical Lutheran Church Of Sedalia	Sedalia	MO	65301-6866	2024	1

# Baptisms

## 4B - Central States

CongID	Congregation Name	City	State	ZIP	Data Year	Baptisms
01609	First Lutheran Church	Mission Hills	KS	66208-1947	2024	1
01660	St Paul Lutheran Church	Wichita	KS	67203-3948	2024	1
02132	Trinity Lutheran Church	Kirkwood	MO	63122-2408	2024	1
02147	St Thomas-Holy Spirit Lutheran Church	Saint Louis	MO	63127-1310	2024	1
02166	Sargents Chapel Lutheran Church	Sedgewickville	MO	63781-0327	2024	1
02172	St Mark Lutheran Church	Cape Girardeau	MO	63701-9602	2024	1
07804	All Saints Lutheran Church	Blue Springs	MO	64015-4085	2024	1
10033	Immanuel Lutheran Church	Cole Camp	MO	65325-2828	2024	1
10034	Our Saviors Lutheran Church	Brewster	KS	67732-0100	2024	1
10050	St Paul Lutheran Church	Cole Camp	MO	65325-0250	2024	1
10130	Our Savior's Lutheran Church	Jefferson City	MO	65109-2431	2024	1
10176	Faith Lutheran Church	Oberlin	KS	67749-1736	2024	1
10198	Overland Park Lutheran Church	Overland Park	KS	66204-2858	2024	1
10231	Pymont Trinity Lutheran Church	Stover	MO	65078-1051	2024	1
10233	Emmanuel Evangelical Lutheran Church	Stuttgart	KS	67661-7095	2024	1
10244	Christ Lutheran Church	Wichita	KS	67219-3012	2024	1
20152	Zion Lutheran Church	Ferguson	MO	63135-2311	2024	1
01648	Christ Lutheran Church	Eureka	KS	67045-0347	2020	1
01573	Hebron Lutheran Church	Burdick	KS	66838-9537	2024	0
01589	St Andrew Lutheran Church	Columbia	MO	65203-2856	2024	0
01602	Immanuel Lutheran Church	Kansas City	MO	64111-4304	2024	0
01607	First Lutheran Church	Saint Joseph	MO	64501-2724	2024	0
01616	St Mark Lutheran Church	Atchison	KS	66002-2862	2024	0

# Baptisms

## 4B - Central States

CongID	Congregation Name	City	State	ZIP	Data Year	Baptisms
01618	St John Lutheran Church	Bendena	KS	66008-0158	2024	0
01622	Trinity Lutheran Church	Greenleaf	KS	66943-9474	2024	0
01623	Zion Lutheran Church	Hanover	KS	66945-8866	2024	0
01626	Faith Lutheran Church	Junction City	KS	66441-0181	2024	0
01627	Ada Lutheran Church	Courtland	KS	66939-8016	2024	0
01629	St John Lutheran Church	Hanover	KS	66945-9045	2024	0
01630	Trinity Lutheran Church	Lawrence	KS	66044-3353	2024	0
01634	Olsburg Lutheran Church	Olsburg	KS	66520-0128	2024	0
01640	Trinity Lutheran Church	Topeka	KS	66606-1426	2024	0
01641	St Paul Lutheran Church	Valley Falls	KS	66088-1118	2024	0
01642	Good Shepherd Lutheran Church	Washington	KS	66968-2124	2024	0
01649	Resurrection Lutheran Church	Haysville	KS	67060-7429	2024	0
01652	Trinity Lutheran Church	McPherson	KS	67460-4331	2024	0
01654	St Paul Lutheran Church	Peabody	KS	66866-1000	2024	0
01657	St John Lutheran Church	Wellington	KS	67152-3236	2024	0
01661	Andover Lutheran Church	Windom	KS	67491-9327	2024	0
01678	St Paul Lutheran Church	Glasco	KS	67445-0187	2024	0
01687	Sharon Lutheran Church	Sharon Springs	KS	67758-5808	2024	0
01693	Excelsior Lutheran Church	Wilson	KS	67490-8736	2024	0
02142	Holy Trinity Lutheran Church	Saint Louis	MO	63128-3128	2024	0
02145	St Mark Lutheran Church	Saint Louis	MO	63117-1808	2024	0
02168	Sedgewickville Lutheran Church	Sedgewickville	MO	63781-0327	2024	0
07192	Our Savior Lutheran Church	Camdenton	MO	65020-0617	2024	0

# Baptisms

## 4B - Central States

CongID	Congregation Name	City	State	ZIP	Data Year	Baptisms
07737	Peace Lutheran Church	Hollister	MO	65673-0827	2024	0
07765	St Andrew Lutheran Church	Poplar Bluff	MO	63901-2345	2024	0
10002	Peace Lutheran Church	Albert	KS	67511-0039	2024	0
10042	St Matthew American Lutheran Church	Butler	MO	64730-0168	2024	0
10084	First Lutheran Church	Dorrance	KS	67634-0024	2024	0
10103	St James Evangelical Lutheran Church	Garden City	KS	67846-4613	2024	0
10132	Peace Lutheran Church	Joplin	MO	64801-7631	2024	0
10138	St John Lutheran Church	Kensington	KS	66951-9624	2024	0
10144	Good Shepherd Lutheran Church	Lawrence	KS	66047-1962	2024	0
10145	Salem Lutheran Church	Lenexa	KS	66215-3637	2024	0
10170	St Paul Lutheran Church	Nevada	MO	64772-3912	2024	0
10211	Upper Wolf Lutheran Church	Robinson	KS	66532-9804	2024	0
10212	Hope Lutheran Church	Rush Center	KS	67575-7607	2024	0
10225	American Lutheran Church	Smith Center	KS	66967-2519	2024	0
10239	St Paul Lutheran Church	Tescott	KS	67484-0161	2024	0
10240	Our Saviors Lutheran Church	Topeka	KS	66611-1907	2024	0
10247	Immanuel Lutheran Church	Wilson	KS	67490-0298	2024	0
10582	Shepherd Of The Hills Lutheran Church	Bridgeton	MO	63044-2607	2024	0
20091	St Martin Lutheran Church	Kansas City	KS	66109-3832	2024	0
20150	Unity Evangelical Lutheran Church	Saint Louis	MO	63121-4532	2024	0
20154	Lutheran Church Of The Living Christ	Florissant	MO	63033-1118	2024	0
20155	Lutheran Church Of The Good Shepherd	Hazelwood	MO	63042-1306	2024	0
20165	Our Savior Lutheran Church	Salem	MO	65560-0144	2024	0

# Baptisms

## 4B - Central States

CongID	Congregation Name	City	State	ZIP	Data Year	Baptisms
20271	Peace Lutheran Church	Salisbury	MO	65281-1326	2024	0
30073	Family of Christ Lutheran Church	Imperial	MO	63052-0456	2024	0
30362	New Hope Lutheran Church	Onaga	KS	66521-0394	2024	0
90159	Hope Lutheran Church	Rolla	MO	65401-3064	2024	0
16252	Gloria Dei Lutheran Church	Lucas	KS	67648-0277	2023	0
20164	St Philip's Evangelical Lutheran Church	Saint Louis	MO	63113-2910	2023	0
20171	St Paul Lutheran Church	West Plains	MO	65775-2070	2023	0
10102	St Paul Lutheran Church	Galatia	KS	67565-9433	2020	0
30406	Community Lutheran Church	Eagle Rock	MO	65641-0238	2020	0
01677	Garfield Lutheran Church	Garfield	KS	67529-0176	2019	0
01689	Denmark Lutheran Church	Lincoln	KS	67455-8916	2019	0

# Congregation Reports

**Evangelical Lutheran Church in America  
Name and Address Summary Report as of December 31, 2024**

**4B Central States Synod, ELCA**

Cong ID	Congregation Name	Lang Codes	Location Address	City, State	Ministers	Year Orgn	Bapt Mbrs	Conf Mbrs	Avg Atnd On-site	Avg Atnd Online
<b>Conference: 01 Border Conference</b>										
01616	St Mark	EN	400 S 6th St	Atchison, KS		1868	74	72	21	0
10024	Lord Of Love	EN	8306 E 171st St	Belton, MO	Vicki L. Hedger	1967	172	80	59	10
01618	St John	EN	102 Commercial St.	Bendena, KS	Elizabeth S. Carr	1913	167	156	26	65
07804	All Saints	EN	421 SW 19th St	Blue Springs, MO	Sarah C. Pierce	1987	88	87	37	12
01647	St Mark	EN	1508 W 12th Ave	Emporia, KS	Kent A. Happel	1884	170	162	53	7
20091	St Martin	EN	13849 Hollingsworth Rd	Kansas City, KS		1908	70	55	38	0
01600	Gloria Dei	EN	5409 NW 72nd St	Kansas City, MO	Edward J. Wunderlich	1959	454	454	118	26
01602	Immanuel	EN	1700 Westport Rd	Kansas City, MO	Micah N. Sievenpiper	1899	166	154	62	7
01598	St James	EN	1104 NE Vivion Rd	Kansas City, MO		1964	271	271	45	10
01604	St Mark	EN	3800 Troost Ave	Kansas City, MO	Donna J. Simon	1867	75	61	24	2
01628	St John	EN	101 S Broadway	Lancaster, KS	Elizabeth S. Carr	1905	194	134	25	0
10144	Good Shepherd	EN	2211 Inverness Dr	Lawrence, KS	Ted J. Mosher	1962	159	148	66	12
01630	Trinity	EN	1245 New Hampshire St	Lawrence, KS	Jon L. Brudvig	1867	438	346	110	80
01593	Martin Luther	EN	1200 SW Blue Pkwy	Lees Summit, MO	Hans B. Koschmann	1955	432	432	105	249
30626	Kaw Prairie Community Church	EN	9421 Meadow View Dr	Lenexa, KS		2006	403	229	200	15
30411	Hosanna	EN	2800 N Church Rd	Liberty, MO	Michael W. Kern	2000	215	166	79	13
01609	First	EN	6400 State Line Rd	Mission Hills, KS		1870	385	385	64	3
07605	Advent	EN	11800 W 151st St	Olathe, KS	Anteneh B. Gebreselassie	1982	447	383	148	194
10182	St Mark	EN	21155 College Blvd	Olathe, KS	Kristine E. Dietzen	1948	274	226	76	195
01635	Grace	EN	200 Holliday St	Osage City, KS	Brenda K. Ulrich	1870	194	190	40	0
10197	Atonement	EN	9948 Metcalf Ave	Overland Park, KS	Zachary P. Sturm Jordan R. Stone	1963	1,075	888	322	256
07821	Holy Cross	EN	7851 W 119th St	Overland Park, KS	Michael D. Peck Joel Hinck Jonathan W. Wolf	1989	997	818	297	233
10198	Overland Park	EN	7810 W 79th St	Overland Park, KS	Susan M. Tarkka	1951	204	195	31	326
10145	Salem	EN	7810 W 79th St	Overland Park, KS		1885	310	245	78	77
01611	Lutheran Church Of The Resurrection	EN	9100 Mission Rd	Prairie Village, KS	Alix D. Pridgen	1948	180	168	72	14
10211	Upper Wolf	EN	1803 Sumac Rd	Robinson, KS		1869	45	45	12	0
01607	First	EN	302 S 10th St	Saint Joseph, MO	Samantha Pfalzgraf	1894	212	182	69	41
01638	First	EN	1234 SW Fairlawn Rd	Topeka, KS	Jennifer M. Jackson	1867	464	305	101	45
10240	Our Saviors	EN	2021 SW 29th St	Topeka, KS	Deborah D. Cantrell	1958	208	172	70	0
01640	Trinity	EN	731 SW Buchanan St	Topeka, KS		1870	111	91	33	142
01641	St Paul	EN	701 Frazier St	Valley Falls, KS		1857	26	26	10	0
<b>Conference Totals:</b>							<b>8,680</b>	<b>7,326</b>	<b>2,491</b>	<b>2,034</b>

Code Key:

\* = 2024 data not available as of report run date

**Evangelical Lutheran Church in America  
Name and Address Summary Report as of December 31, 2024**

**4B Central States Synod, ELCA**

Cong ID	Congregation Name	Lang Codes	Location Address	City, State	Ministers	Year Orgn	Bapt Mbrs	Conf Mbrs	Avg Atnd On-site	Avg Atnd Online
<b>Conference: 02 Central Kansas Conference</b>										
01572	Assaria	EN	124 W 1st St	Assaria, KS		1875	163	127	65	8
10023	American	EN	2304 M St	Belleville, KS		1950	90	88	15	0
01573	Hebron	EN	2147 S 2900 Rd	Burdick, KS	James E. Peters	1884	91	91	20	0
10056	Concordia	EN	325 E 8th St	Concordia, KS		1943	138	107	45	0
01627	Ada	EN	444 Valley Rd	Courtland, KS		1873	243	233	18	15
01648 *	Christ	EN	319 N Elm St	Eureka, KS		1869	148	75	24	70
01575	Falun	EN	317 E 3rd St	Falun, KS	Benjamin D. Fulton	1887	191	143	52	0
01678	St Paul	EN	103 S Haynes	Glasco, KS		1878	40	31	10	0
01622	Trinity	EN	222 Park St	Greenleaf, KS		1882	17	17	7	0
01629	St John	EN	106 Jasper Rd	Hanover, KS		1885	25	23	14	0
01623	Zion	EN	301 E Kansas St	Hanover, KS		1874	30	28	14	0
01649	Resurrection	EN	3850 W 71st St S	Haysville, KS		1959	160	138	65	14
10120	St Paul	EN	114 N 8th St	Herington, KS	James E. Peters	1908	339	339	65	23
01650	Emanuel	EN	140 E 30th Ave	Hutchinson, KS	Lisa M. Simmelink	1886	791	597	133	48
01626	Faith	EN	212 N Eisenhower Dr	Junction City, KS		1961	164	150	21	10
01631	Walsburg	EN	12351 Union Rd	Leonardville, KS	Kaylie H. Ines	1873	176	176	40	0
01576	Bethany	EN	320 N Main St	Lindsborg, KS	Christopher I. Deines	1869	739	619	120	56
01578	Messiah	EN	402 N 1st St	Lindsborg, KS		1908	204	204	47	14
01633	First	EN	930 Poyntz Ave	Manhattan, KS	Stephen M. Haverlah	1879	353	294	109	46
01645	Peace	EN	2500 Kimball Ave	Manhattan, KS	Austin L. English	1965	529	529	121	5
01579	Elim	EN	403 N Lincoln St	Marquette, KS		1878	450	436	76	35
01580	New Gottland	EN	1822 17th Ave	McPherson, KS	Laura S. Smith	1872	281	156	41	0
01652	Trinity	EN	119 N Elm St	McPherson, KS		1881	705	705	65	192
01634	Olsburg	EN	104 N 1st St	Olsburg, KS	Kaylie H. Ines	1881	152	117	28	0
30362	New Hope	EN	219 Lucien St	Onaga, KS		1996	151	140	18	85
01654	St Paul	EN	213 E Division Ave	Peabody, KS		1877	24	15	11	0
01583	Immanuel	EN	255 S 7th St	Salina, KS	Jacqueline E. Thornton Melinda L. Tillberg	1870	143	135	43	4
01586	Redeemer	EN	743 E Magnolia Rd	Salina, KS	David A. Strommen	1962	288	283	63	133
01584	St John	EN	302 S 7th St	Salina, KS	Kimberly J. Frederking	1873	658	443	75	15
01637 *	Amana	EN	417 Grant St	Scandia, KS		1873	141	104	--	--
01585	Salemsborg	EN	3831 W Salemsborg Rd	Smolan, KS	Benjamin D. Fulton	1869	680	427	160	98
10239	St Paul	EN	406 W 1st St	Tescott, KS	Rodney E. Thompson	1890	70	51	14	0
01642	Good Shepherd	EN	401 D Street	Washington, KS		1949	87	64	48	0
01643	St Mark	EN	204 N Nebraska St	Waterville, KS		1871	198	189	74	20
01657	St John	EN	1031 Mission Rd	Wellington, KS		1888	81	60	22	0
01644	Marion Hill	EN	1809 B Ave	White City, KS		1876	111	109	12	0
10244	Christ	EN	5356 N Hillside Ave	Wichita, KS	Chad W. Langdon	1951	247	188	98	100
01658	Gloria Dei	EN	1101 N River Blvd	Wichita, KS	Peter C. Jacobson	1938	329	271	150	10
31069	C Partners Ministry	SP	925 N Waco Ave	Wichita, KS	Ivan A. Gonzalez				35	0

Code Key:

\* = 2024 data not available as of report run date

Evangelical Lutheran Church in America  
Name and Address Summary Report as of December 31, 2024

4B Central States Synod, ELCA

Cong ID	Congregation Name	Lang Codes	Location Address	City, State	Ministers	Year Orgn	Bapt Mbrs	Conf Mbrs	Avg Atnd On-site	Avg Atnd Online
01659	Reformation	EN	7601 E 13th St N	Wichita, KS	Ralen Robinson	1952	333	333	86	140
01660	St Paul	EN	925 N Waco Ave	Wichita, KS	Donald A. Beers	1909	78	67	34	4
01661	Andover	EN	115 Dakota Rd	Windom, KS		1879	168	168	27	45
<b>Conference Totals:</b>							<b>10,006</b>	<b>8,470</b>	<b>2,185</b>	<b>1,190</b>

Code Key:

\* = 2024 data not available as of report run date

**Evangelical Lutheran Church in America  
Name and Address Summary Report as of December 31, 2024**

**4B Central States Synod, ELCA**

Cong ID	Congregation Name	Lang Codes	Location Address	City, State	Ministers	Year Orgn	Bapt Mbrs	Conf Mbrs	Avg Atnd On-site	Avg Atnd Online
<b>Conference: 03 Eastern Missouri Conference</b>										
10582	Shepherd Of The Hills	EN	12120 Bridgeton Square Dr	Bridgeton, MO	Kristen E. Koch	1966	96	87	29	17
02172	St Mark	EN	1900 Cape Lacroix Rd	Cape Girardeau, MO		1966	204	158	49	40
07613	Trinity	EN	14088 Clayton Rd	Chesterfield, MO	Christopher M. Naig	1900	441	367	124	54
02149	Holy Cross	EN	13014 Olive Blvd	Creve Coeur, MO		1964	198	177	60	206
07789	Redeemer	EN	1620 Boyd St	De Soto, MO	Gary M. Rose	1986	333	247	66	34
20152	Zion	EN	123 Carson Rd	Ferguson, MO		1909	89	86	32	31
20153	Lutheran Church Of The Atonement	EN	1285 N New Florissant Rd	Florissant, MO		1951	514	509	110	0
20154	Lutheran Church Of The Living Christ	EN	2725 Concord Dr	Florissant, MO	Matthew Helfrich	1978	199	163	37	10
20155	Lutheran Church Of The Good Shepherd	EN	7380 Howdershell Rd	Hazelwood, MO	Linda Daniels-Block	1958	217	217	67	30
30073	Family of Christ	EN	5810 Highway 61-67	Imperial, MO		1995	135	135	45	7
02132	Trinity	EN	820 Lockett Rd	Kirkwood, MO	Carrie A. McElfresh	1947	172	143	48	43
07623	Living Lord	EN	500 Cedar Circle Dr	Lake St Louis, MO	Steven B. Cauley Beverly A. Struckmann	1981	706	508	262	600
30005	Good Shepherd	EN	327 Woods Mill Rd	Manchester, MO	Amy E. Stewart Joshua K. Brecht Gissela V. Espinosa Gail E. Brecht	1988	1,067	1,067	246	0
07765	St Andrew	EN	2790 N Westwood Blvd	Poplar Bluff, MO		1991	19	19	10	0
02184	Hope	EN	1975 S Old Highway 94	Saint Charles, MO	Amy M. Oehlschlaeger	1970	222	179	102	23
20169	Bethel	EN	7001 Forsyth Blvd	Saint Louis, MO	Scott K. Benolkin	1913	381	338	83	11
02141	Gethsemane	EN	3600 Hampton Ave	Saint Louis, MO	Cheryl A. Walenta Gorvie	1894	453	381	97	80
02142	Holy Trinity	EN	5000 Kerth Rd	Saint Louis, MO		1957	46	46	22	6
02145	St Mark	EN	6337 Clayton Rd	Saint Louis, MO		1867	142	108	50	0
20164 *	St Philip's Evangelical	EN	2424 Annie Malone Dr	Saint Louis, MO		1926	51	51	30	28
02147	St Thomas-Holy Spirit	EN	3980 S Lindbergh Blvd	Saint Louis, MO	Jill H. Seagle	1962	227	177	79	109
20150	Unity Evangelical	EN	8454 Glen Echo Dr	Saint Louis, MO		1932	60	60	30	0
02166	Sargents Chapel	EN	34672 Bcr 234	Sedgewickville, MO		1869	36	23	30	0
02168	Sedgewickville	EN	18957 Main St	Sedgewickville, MO		1869	4	4	10	0
16188	Peace	EN	5 Scenic Dr	Washington, MO	Aimee F. Appell	1980	111	105	32	32
20170	Christ	EN	1 Selma Ave	Webster Groves, MO	Meagan C. McLaughlin	1897	364	271	68	0
<b>Conference Totals:</b>							<b>6,487</b>	<b>5,626</b>	<b>1,818</b>	<b>1,361</b>

Code Key:

\* = 2024 data not available as of report run date

**Evangelical Lutheran Church in America  
Name and Address Summary Report as of December 31, 2024**

**4B Central States Synod, ELCA**

Cong ID	Congregation Name	Lang Codes	Location Address	City, State	Ministers	Year Orgn	Bapt Mbrs	Conf Mbrs	Avg Atnd On-site	Avg Atnd Online
<b>Conference: 04 SE Kansas and Central Missouri Conference</b>										
10042	St Matthew American	EN	201 Atkinson	Butler, MO		1969	34	32	18	0
07192	Our Savior	EN	442 E Highway 54	Camdenton, MO		1967	127	76	41	30
10033	Immanuel	EN	31247 Highway Ad	Cole Camp, MO		1849	65	65	22	0
10050	St Paul	EN	205 W Jefferson St	Cole Camp, MO	Stephen P. Zeller	1882	448	367	131	0
01589	St Andrew	EN	914 West Blvd S	Columbia, MO	David A. Frerichs	1958	318	273	93	21
30406 *	Community	EN	28990 State Hwy 86	Eagle Rock, MO		1998	16	16	11	0
07737	Peace	EN	350 State Dr	Hollister, MO	Emil Bartos	1990	81	81	58	11
10130	Our Savior's	EN	1529 Southwest Blvd	Jefferson City, MO		1959	262	193	76	45
10132	Peace	EN	3100 N Saint Louis Ave	Joplin, MO		1965	29	25	14	0
10159	St Paul	EN	8618 Church Hill Dr	Lohman, MO	David L. Viles	1852	324	251	84	474
10170	St Paul	EN	15156 E Ponyhill Rd	Nevada, MO		1955	76	30	23	12
10204	St John	EN	304 W 3rd St	Pittsburg, KS	Thomas J. Wehrman	1880	256	197	56	11
90159	Hope	EN	612 N State St	Rolla, MO	Richard R. Krenning	2008	45	45	19	0
10217	Trinity	EN	13007 Route C	Russellville, MO		1895	292	227	56	20
20165	Our Savior	EN	621 Hwy 68 N	Salem, MO		1979	15	14	7	6
20271	Peace	EN	628 S Weber Ave	Salisbury, MO		1983	17	17	16	0
01608	Christ & Trinity Evangelical Lutheran Church Of Sedalia	EN	2101 W 32nd St	Sedalia, MO		1894	75	33	20	85
01612	Messiah	EN	925 E Seminole St	Springfield, MO	Orin W. Cummings	1959	338	312	156	30
16197	Prince Of Peace	EN	815 E Farm Road 182	Springfield, MO		1980	189	189	60	10
10231	Pyrmont Trinity	EN	2831 Pyrmont Rd	Stover, MO		1848	85	64	25	0
01613	Kent Memorial	EN	184 Sunset Hills Dr	Sunrise Beach, MO	Edward L. Foster	1951	300	229	75	16
20171 *	St Paul	EN	291 N Kentucky St	West Plains, MO		1925	60	54	27	0
<b>Conference Totals:</b>							<b>3,452</b>	<b>2,790</b>	<b>1,088</b>	<b>771</b>

**Evangelical Lutheran Church in America  
Name and Address Summary Report as of December 31, 2024**

**4B Central States Synod, ELCA**

Cong ID	Congregation Name	Lang Codes	Location Address	City, State	Ministers	Year Orgn	Bapt Mbrs	Conf Mbrs	Avg Atnd On-site	Avg Atnd Online
<b>Conference: 05 Western Kansas Conference</b>										
10002	Peace	EN	1243 Cr 400	Albert, KS	Wayne Baldyga	1889	232	219	43	0
10029 *	St John	EN	405 Ketcham Ave	Bird City, KS		1911	85	75	31	9
10034	Our Saviors	EN	200 Main St.	Brewster, KS		1954	59	43	16	0
10084	First	EN	417 Coleman St.	Dorrance, KS	Brenda Rodger	1898	25	25	19	0
10087	St John	EN	394 Saint John St Andrew Rd	Ellis, KS	Jonathan W. Anderson	1897	187	187	35	4
10102 *	St Paul	EN	402 Main St	Galatia, KS	Adam D. Wutka	1910	57	49	30	30
31153 C	Iglesia Luterana Sagrado Corazon De Jesus - ELCA	SP	1608 N Belmont Pl	Garden City, KS	Odir A. Flores-Canales				80	0
10103	St James Evangelical	EN	1608 N Belmont Pl	Garden City, KS		1921	15	11	9	0
01677 *	Garfield	EN	203 Sherman	Garfield, KS		1879	11	11	--	--
01679	St Mark	EN SP	2101 Jackson St	Great Bend, KS	Adam D. Wutka	1952	115	88	31	15
01680	Trinity	EN	2703 Fort St	Hays, KS	Brenda Rodger	1878	349	344	35	5
01681	Emmanuel	EN	1101 N Vine St	Hoisington, KS	Wayne Baldyga	1924	153	138	45	0
10138	St John	EN	708 N Main St	Kensington, KS	Kathryn A. Whitney	1885	150	122	69	0
01689 *	Denmark	EN	1204 E Pike Dr	Lincoln, KS		1878	30	27	--	--
16252 *	Gloria Dei	EN	517 E First St	Lucas, KS		1982	136	111	30	0
10176	Faith	EN	404 N York Ave	Oberlin, KS		1954	161	86	31	9
10201	Zion	EN	492 7th St	Phillipsburg, KS	Kathryn A. Whitney	1893	144	115	20	4
10212	Hope	EN	308 S Walnut St	Rush Center, KS	Wayne Baldyga	1909	158	150	24	0
01685	St John	EN	425 N Main St	Russell, KS	Teresa R. Sutherlin	1900	320	260	123	12
10219 *	Salem	EN	1798 Road 9	Saint Francis, KS		1901	29	28	23	0
01687	Sharon	EN	503 S Gardner St	Sharon Springs, KS		1888	14	14	10	0
10225	American	EN	415 W New York St	Smith Center, KS	Kathryn A. Whitney	1947	336	284	46	0
10233	Emmanuel Evangelical	CK	355 Main St	Stuttgart, KS	Kathryn A. Whitney	1881	217	159	47	0
01690	Bethlehem	EN	338 N 7th St	Wakeeney, KS	Jonathan W. Anderson	1905	284	224	37	5
01683	Emanuel	EN	KS 147 8 Mi S of Ogallah	Wakeeney, KS	Jonathan W. Anderson	1900	20	10	6	0
01693	Excelsior	EN	888 Ave C	Wilson, KS		1886	10	6	8	0
10247	Immanuel	EN	2819 Avenue F	Wilson, KS		1912	236	178	32	13
01684	Bethesda	EN	324 1st Pc	Winona, KS		1887	19	14	12	0
<b>Conference Totals:</b>							<b>3,552</b>	<b>2,978</b>	<b>892</b>	<b>106</b>
<b>Synod Totals:</b>							<b>32,177</b>	<b>27,190</b>	<b>8,474</b>	<b>5,462</b>

Code Key:

\* = 2024 data not available as of report run date

Evangelical Lutheran Church in America  
Name and Address Summary Report as of December 31, 2024

Language Codes:

Amharic [AM]	Cherokee [CK]	Finnish [FI]	Inupiat [IP]	Maban [MB]	Portuguese [PR]	Taiwanese [TI]
Anyuak [AN]	Creole [CL]	French [FR]	Japanese [JA]	Mandarin [MA]	Sign [SI]	Tamil [TM]
Arabic [AB]	Czech [CZ]	German [GE]	Kiswahil [KI]	Navajo [NV]	Slovak [SL]	Telugu [TE]
Batak [BA]	Danish [DA]	Haitian [HA]	Korean [KO]	Norwegian [NO]	Spanish [SP]	Thai [TH]
Burmese [BU]	Dinka [DI]	Hmong [HM]	Lakotah [LK]	Nuer [NU]	Swahili [SA]	Tigrinya [TG]
Cambodian [CA]	English [EN]	Hungarian [HG]	Lao [LS]	Oromo [OR]	Swedish [SW]	Ukrainian [UK]
Cantonese [CH]	Estonian [ES]	Indonesian [ID]	Latvian [LA]	Paiute [PT]	Tagalog [TA]	Urdu [UR]
						Vietnamese [VI]

Code Key:

\* = 2024 data not available as of report run date

**Evangelical Lutheran Church in America**  
**Form A - Congregation Finances as of December 31, 2024**

**4B Central States Synod, ELCA**

Cong ID	Congregation Name and City	Regular Giving	Total Receipts	Total Assets	Total Indebtedness	Current Operating Expenses	Mission Support	Non-Mission Support	Total Disbursements
<b>Conference: 01 Border Conference</b>									
01616	St Mark, Atchison	43,707	466,725	2,602,841	0	62,509	690	6,110	80,092
10024	Lord Of Love, Belton	120,528	148,182	3,100,698	0	122,577	3,500	13,463	162,769
01618	St John, Bendena	63,106	80,999	1,027,183	0	55,429	4,950	2,235	75,854
07804	All Saints, Blue Springs	78,138	86,779	1,139,373	10,159	72,211	1,200	2,168	92,549
01647	St Mark, Emporia	150,432	150,432	972,440	9,000	160,814	14,836	1,000	183,650
20091	St Martin, Kansas City	157,677	159,075	61,372	0	135,714	2,000	3,181	156,365
01600	Gloria Dei, Kansas City	440,830	491,749	6,806,338	376,362	337,474	18,500	39,478	451,660
01602	Immanuel, Kansas City	302,014	400,800	6,600,118	517,234	453,087	28,266	12,862	582,721
01598	St James, Kansas City	232,202	408,063	1,232,091	12,667	272,746	7,655	15,742	372,252
01604	St Mark, Kansas City	89,407	130,796	524,250	0	108,079	3,300	775	136,553
01628	St John, Lancaster	71,054	100,104	1,907,413	0	70,342	7,859	4,398	82,599
10144	Good Shepherd, Lawrence	274,502	288,227	1,731,774	0	218,685	8,800	6,139	233,701
01630	Trinity, Lawrence	385,584	450,048	2,134,709	0	379,444	18,880	1,500	816,452
01593	Martin Luther, Lees Summit	269,397	354,260	1,557,408	0	269,711	6,500	25,542	318,438
30626	Kaw Prairie Community Church, Lenexa	836,875	924,309	5,225,502	1,816,613	732,026	0	6,260	780,935
30411	Hosanna, Liberty	247,427	311,643	2,160,430	695,000	233,970	6,515	1,963	318,454
01609	First, Mission Hills	289,765	400,833	2,095,687	52,925	348,407	0	2,636	363,279
07605	Advent, Olathe	482,451	665,881	6,450,187	0	471,010	49,245	25,939	775,475
10182	St Mark, Olathe	376,278	416,442	6,063,539	1,218,951	259,820	17,865	11,717	391,516
01635	Grace, Osage City	80,583	119,162	772,294	0	95,705	4,020	0	99,725
10197	Atonement, Overland Park	1,160,012	1,392,057	1,264,061	0	1,310,234	69,000	21,596	1,514,754
07821	Holy Cross, Overland Park	1,773,061	1,791,124	5,259,298	697,016	1,136,193	24,002	18,294	1,803,921
10198	Overland Park, Overland Park	73,983	242,724	5,934,512	0	231,446	1,799	13,277	330,306
10145	Salem, Overland Park	239,892	409,700	1,736,958	0	334,409	13,760	4,257	352,726
01611	Lutheran Church Of The Resurrection, Prairie Village	405,010	493,578	5,747,276	0	347,188	18,000	10,199	403,078
10211	Upper Wolf, Robinson	45,000	45,000	0	0	40,000	0	5,000	45,000
01607	First, Saint Joseph	270,652	310,878	7,798,776	116,569	212,643	3,000	2,927	265,038
01638	First, Topeka	296,555	342,297	15,052,215	0	389,827	34,648	15,357	439,832
10240	Our Saviors, Topeka	213,832	223,019	3,802,352	0	178,225	21,603	3,116	202,944
01640	Trinity, Topeka	142,966	163,545	960,581	0	142,966	8,445	0	151,411
01641	St Paul, Valley Falls	22,262	95,610	490,634	0	19,236	900	1,000	24,916
	<b>Conference Totals</b>	<b>\$9,635,182</b>	<b>\$12,064,041</b>	<b>\$102,212,310</b>	<b>\$5,522,496</b>	<b>\$9,202,127</b>	<b>\$399,738</b>	<b>\$278,131</b>	<b>\$12,008,965</b>
<b>Conference: 02 Central Kansas Conference</b>									
01572	Assaria, Assaria	162,317	204,436	0	0	144,616	12,000	7,556	164,172
10023	American, Belleville	39,239	39,239	455,922	0	43,000	5,100	3,000	51,728

**Evangelical Lutheran Church in America**  
**Form A - Congregation Finances as of December 31, 2024**

4B Central States Synod, ELCA

Cong ID	Congregation Name and City	Regular Giving	Total Receipts	Total Assets	Total Indebtedness	Current Operating Expenses	Mission Support	Non-Mission Support	Total Disbursements
01573	Hebron, Burdick	51,015	58,851	863,407	0	52,532	3,000	2,055	57,587
10056	Concordia, Concordia	100,226	195,622	2,470,061	0	91,052	14,421	53,282	199,901
01627	Ada, Courtland	60,000	60,000	0	0	55,000	0	5,000	60,000
01648 *	Christ, Eureka	63,404	161,330	2,023,626	0	118,180	600	5,053	124,152
01575	Falun, Falun	74,454	78,091	286,868	0	69,225	4,000	5,807	79,032
01678	St Paul, Glasco	25,726	27,362	34,798	0	39,544	1,800	2,587	43,931
01622	Trinity, Greenleaf	17,190	17,190	90,000	0	19,688	0	300	19,988
01629	St John, Hanover	14,805	14,805	12,670	21,891	21,891	1,600	0	23,491
01623	Zion, Hanover	43,225	43,225	0	0	49,701	0	0	49,701
01649	Resurrection, Haysville	161,558	197,072	1,554,340	178,411	127,021	5,400	31,209	196,030
10120	St Paul, Herington	120,663	155,374	773,682	0	152,524	6,326	4,867	163,717
01650	Emanuel, Hutchinson	352,039	571,871	2,796,172	0	436,113	20,000	34,403	551,114
01626	Faith, Junction City	48,132	70,274	1,262,218	0	47,103	3,840	1,424	52,367
01631	Walsburg, Leonardville	71,229	110,375	2,000,996	0	93,103	2,541	3,662	99,306
01576	Bethany, Lindsborg	1,075,184	1,213,973	3,358,100	0	369,380	20,500	13,698	519,053
01578	Messiah, Lindsborg	152,267	170,162	1,437,901	0	143,663	5,893	600	150,156
01633	First, Manhattan	478,050	609,445	12,081,475	0	407,282	47,035	78,486	534,003
01645	Peace, Manhattan	297,023	339,744	1,274,399	0	265,663	7,500	5,000	278,163
01579	Elim, Marquette	106,373	122,518	910,462	0	121,144	5,000	1,172	127,316
01580	New Gottland, McPherson	95,334	123,191	171,491	0	133,091	0	0	133,091
01652	Trinity, McPherson	317,444	513,937	2,716,122	0	314,928	30,470	23,308	419,834
01634	Olsburg, Olsburg	50,939	57,108	1,159,629	0	70,760	2,950	607	76,850
30362	New Hope, Onaga	35,584	54,814	275,526	0	39,358	0	3,720	43,078
01654	St Paul, Peabody	21,878	24,891	864,282	0	23,508	1,200	100	24,808
01583	Immanuel, Salina	156,179	181,699	6,216,864	0	256,182	3,000	20,714	327,606
01586	Redeemer, Salina	251,745	282,145	576,481	213,143	246,099	9,600	4,800	283,278
01584	St John, Salina	258,755	347,151	6,730,078	0	299,841	21,000	26,310	347,151
01637 *	Amana, Scandia	26,557	29,784	0	0	23,759	500	1,246	25,505
01585	Salemsborg, Smolan	131,128	132,796	31,707	0	161,900	0	0	161,900
10239	St Paul, Tescott	54,339	56,788	238,140	0	45,730	150	422	46,302
01642	Good Shepherd, Washington	53,115	56,583	2,601,957	0	52,642	2,000	1,368	56,010
01643	St Mark, Waterville	109,531	186,547	0	0	120,023	0	5,000	125,023
01657	St John, Wellington	2,084	2,208	214,379	0	37,487	0	1,363	39,293
01644	Marion Hill, White City	34,000	34,000	9,000	0	32,600	0	2,400	35,000
10244	Christ, Wichita	243,081	332,890	1,325,947	0	250,802	19,943	44,856	345,004
01658	Gloria Dei, Wichita	518,019	601,736	2,152,671	0	398,883	21,182	39,360	473,732
31069 C	Partners Ministry, Wichita	7,300	7,300	0	0	38,000	400	0	38,400
01659	Reformation, Wichita	344,024	405,467	4,544,449	0	306,524	30,000	26,278	362,802

**Evangelical Lutheran Church in America**  
**Form A - Congregation Finances as of December 31, 2024**

**4B Central States Synod, ELCA**

Cong ID	Congregation Name and City	Regular Giving	Total Receipts	Total Assets	Total Indebtedness	Current Operating Expenses	Mission Support	Non-Mission Support	Total Disbursements
01660	St Paul, Wichita	141,613	141,613	1,115,714	42,730	133,300	4,100	200	146,600
01661	Andover, Windom	42,576	75,625	1,244,660	0	66,749	6,000	2,427	87,628
	<b>Conference Totals</b>	<b>\$6,409,344</b>	<b>\$8,109,232</b>	<b>\$65,876,194</b>	<b>\$456,175</b>	<b>\$5,919,591</b>	<b>\$319,051</b>	<b>\$463,640</b>	<b>\$7,143,803</b>
<b>Conference: 03 Eastern Missouri Conference</b>									
10582	Shepherd Of The Hills, Bridgeton	149,660	157,073	1,980,825	262,576	186,249	2,200	3,016	229,796
02172	St Mark, Cape Girardeau	158,430	171,360	347,585	94,116	128,129	2,400	3,147	167,727
07613	Trinity, Chesterfield	1,133,470	1,338,311	5,576,063	0	953,479	30,000	29,416	1,019,413
02149	Holy Cross, Creve Coeur	367,382	373,474	1,173,697	0	350,184	18,000	6,000	384,484
07789	Redeemer, De Soto	169,463	263,856	1,307,072	76,937	156,727	12,917	2,878	194,122
20152	Zion, Ferguson	174,581	243,484	538,660	20	218,512	8,606	8,000	235,118
20153	Lutheran Church Of The Atonement, Florissant	786,938	871,673	19,052,350	2,226,688	416,267	4,000	5,579	739,336
20154	Lutheran Church Of The Living Christ, Florissant	149,729	165,218	1,432,749	64,117	161,045	6,000	11,973	179,018
20155	Lutheran Church Of The Good Shepherd, Hazelwood	250,717	276,622	2,792,233	0	240,350	8,500	10,415	270,830
30073	Family of Christ, Imperial	70,000	70,000	900,000	0	68,000	1,500	2,200	71,700
02132	Trinity, Kirkwood	169,442	275,731	1,862,767	0	261,177	2,900	500	264,577
07623	Living Lord, Lake St Louis	836,647	1,095,005	5,627,353	770,612	1,099,562	31,500	39,589	1,281,027
30005	Good Shepherd, Manchester	1,233,565	1,485,462	10,400,542	0	1,371,623	72,036	79,539	1,540,218
07765	St Andrew, Poplar Bluff	16,259	26,284	1,277,273	0	21,000	0	10,025	31,025
02184	Hope, Saint Charles	370,786	1,205,499	3,725,895	591,511	372,830	10,001	144	1,131,306
20169	Bethel, Saint Louis	382,056	429,812	4,993,558	12,550	453,856	29,004	5,395	492,236
02141	Gethsemane, Saint Louis	290,698	400,038	5,714,070	0	314,003	24,660	10,510	349,173
02142	Holy Trinity, Saint Louis	52,608	53,169	1,475,280	183	121,106	3,300	121,894	246,300
02145	St Mark, Saint Louis	182,865	198,875	1,558,663	0	204,667	13,200	2,400	220,267
20164*	St Philip's Evangelical, Saint Louis	70,110	86,623	843,000	0	81,075	1,000	0	82,075
02147	St Thomas-Holy Spirit, Saint Louis	285,441	464,424	2,001,281	145,466	413,937	11,000	7,840	495,349
20150	Unity Evangelical, Saint Louis	237,091	394,078	1,289,116	140,358	252,200	15,576	39,804	340,465
02166	Sargents Chapel, Sedgewickville	50,481	51,814	253,458	0	32,511	5,000	4,798	42,309
02168	Sedgewickville, Sedgewickville	8,755	8,755	146,422	0	18,407	200	0	18,607
16188	Peace, Washington	128,451	150,896	1,405,161	120,959	91,521	11,500	16,422	137,367
20170	Christ, Webster Groves	347,967	1,241,526	4,971,000	3,500	330,458	25,000	21,336	1,346,012
	<b>Conference Totals</b>	<b>\$8,073,592</b>	<b>\$11,499,062</b>	<b>\$82,646,073</b>	<b>\$4,509,593</b>	<b>\$8,318,875</b>	<b>\$350,000</b>	<b>\$442,820</b>	<b>\$11,509,857</b>

**Conference: 04 SE Kansas and Central Missouri Conference**

10042	St Matthew American, Butler	38,744	47,463	287,281	0	28,583	1,890	4,093	86,206
-------	-----------------------------	--------	--------	---------	---	--------	-------	-------	--------

**Evangelical Lutheran Church in America**  
**Form A - Congregation Finances as of December 31, 2024**

4B Central States Synod, ELCA

Cong ID	Congregation Name and City	Regular Giving	Total Receipts	Total Assets	Total Indebtedness	Current Operating Expenses	Mission Support	Non-Mission Support	Total Disbursements
07192	Our Savior, Camdenton	105,917	117,684	2,814,647	129,236	82,518	2,130	1,737	113,724
10033	Immanuel, Cole Camp	30,719	30,719	0	0	27,992	0	0	27,992
10050	St Paul, Cole Camp	208,435	817,849	4,347,061	2,944	276,757	7,408	18,213	321,156
01589	St Andrew, Columbia	441,004	475,651	4,163,220	503,026	362,096	30,000	26,469	460,805
30406*	Community, Eagle Rock	16,362	19,158	0	0	18,500	500	0	19,000
07737	Peace, Hollister	184,103	191,533	804,085	0	209,659	0	7,429	217,088
10130	Our Savior's, Jefferson City	216,614	385,089	551,917	1,315	186,403	10,200	2,577	216,145
10132	Peace, Joplin	46,015	350,138	304,494	0	77,724	3,451	2,341	89,851
10159	St Paul, Lohman	168,613	193,541	323,805	0	162,891	17,361	7,715	199,384
10170	St Paul, Nevada	61,437	61,437	1,101,352	0	74,121	4,997	0	79,118
10204	St John, Pittsburg	164,241	180,057	1,065,602	0	161,308	6,000	1,800	175,642
90159	Hope, Rolla	30,196	33,406	319,684	0	29,502	2,908	4,220	36,630
10217	Trinity, Russellville	117,274	136,407	2,130,487	0	104,348	6,000	2,212	200,361
20165	Our Savior, Salem	19,000	22,220	732,119	0	17,600	650	720	18,970
20271	Peace, Salisbury	18,000	18,300	691,000	0	20,600	400	300	21,300
01608	Christ & Trinity Evangelical Lutheran Church Of Sedalia, Sedalia	62,067	62,067	1,111,885	0	56,557	1,000	4,510	62,067
01612	Messiah, Springfield	453,625	810,613	8,148,987	522,669	453,611	41,198	36,327	692,776
16197	Prince Of Peace, Springfield	224,812	243,153	0	0	196,640	8,290	9,763	214,693
10231	Pyrmont Trinity, Stover	24,354	30,623	109,901	0	24,361	1,200	3,267	28,828
01613	Kent Memorial, Sunrise Beach	139,026	236,436	2,773,517	0	195,684	20,256	21,043	236,983
20171*	St Paul, West Plains	30,729	36,172	719,416	0	31,198	1,460	1,794	34,452
	<b>Conference Totals</b>	<b>\$2,801,287</b>	<b>\$4,499,716</b>	<b>\$32,500,460</b>	<b>\$1,159,190</b>	<b>\$2,798,653</b>	<b>\$167,299</b>	<b>\$156,530</b>	<b>\$3,553,171</b>

**Conference: 05 Western Kansas Conference**

10002	Peace, Albert	85,860	102,210	3,796,699	0	91,692	2,400	5,713	99,805
10029*	St John, Bird City	75,229	81,558	187,681	0	82,743	0	0	89,707
10034	Our Saviors, Brewster	23,546	25,623	776,104	0	22,241	3,000	2,000	27,985
10084	First, Dorrance	28,984	36,793	166,880	0	36,927	0	0	36,927
10087	St John, Ellis	77,345	93,195	1,076,418	0	75,738	2,400	0	90,543
10102*	St Paul, Galatia	44,510	47,354	37,055	0	44,541	616	1,491	46,648
31153 C	Iglesia Luterana Sagrado Corazon De Jesus - ELCA, Garden City	10,539	53,856	0	0	34,176	1,500	1,500	63,896
10103	St James Evangelical, Garden City	35,905	45,308	1,983,090	0	48,334	1,200	495	50,029
01677*	Garfield, Garfield	14,543	14,543	0	0	15,354	727	727	16,808
01679	St Mark, Great Bend	115,392	143,019	516,948	0	132,119	3,600	0	135,719
01680	Trinity, Hays	75,034	141,518	1,342,315	0	170,711	5,000	4,229	179,940
01681	Emmanuel, Hoisington	59,587	90,112	1,120,009	0	86,475	650	300	97,382

**Evangelical Lutheran Church in America  
Form A - Congregation Finances as of December 31, 2024**

4B Central States Synod, ELCA

Cong ID	Congregation Name and City	Regular Giving	Total Receipts	Total Assets	Total Indebtedness	Current Operating Expenses	Mission Support	Non-Mission Support	Total Disbursements
10138	St John, Kensington	146,120	190,838	1,773,028	0	130,910	9,000	43,656	183,566
01689*	Denmark, Lincoln	8,743	13,737	0	0	14,126	300	940	15,366
16252*	Gloria Dei, Lucas	43,934	46,261	468,441	0	31,390	2,900	5,576	39,866
10176	Faith, Oberlin	64,108	94,873	1,903,697	0	73,525	2,100	14,546	90,171
10201	Zion, Phillipsburg	63,109	63,109	508,156	0	73,343	4,829	2,000	80,172
10212	Hope, Rush Center	40,745	44,058	262,166	0	49,936	1,250	0	51,186
01685	St John, Russell	195,284	552,145	8,727,080	0	267,411	10,008	200	415,218
10219*	Salem, Saint Francis	51,049	51,049	136,527	0	50,703	0	2,850	53,553
01687	Sharon, Sharon Springs	20,387	27,614	218,428	0	14,697	2,180	3,973	21,309
10225	American, Smith Center	106,766	127,692	485,856	0	98,963	6,000	0	104,963
10233	Emmanuel Evangelical, Stuttgart	101,258	122,920	622,037	0	75,156	7,514	9,365	112,868
01690	Bethlehem, Wakeeney	90,970	102,193	1,053,720	0	81,147	3,000	1,950	86,097
01683	Emanuel, WaKeeney	9,200	9,200	0	0	11,000	500	0	11,500
01693	Excelsior, Wilson	6,442	11,642	51,000	0	19,022	1,400	200	20,622
10247	Immanuel, Wilson	53,941	58,853	387,907	0	75,086	5,765	2,179	83,030
01684	Bethesda, Winona	11,126	12,521	29,471	0	5,140	1,000	0	6,496
	<b>Conference Totals</b>	<b>\$1,659,656</b>	<b>\$2,403,794</b>	<b>\$27,630,713</b>	<b>\$0</b>	<b>\$1,912,606</b>	<b>\$78,839</b>	<b>\$103,890</b>	<b>\$2,311,372</b>
	<b>Synod Totals</b>	<b>\$28,579,061</b>	<b>\$38,575,845</b>	<b>\$310,865,750</b>	<b>\$11,647,454</b>	<b>\$28,151,852</b>	<b>\$1,314,927</b>	<b>\$1,445,011</b>	<b>\$36,527,168</b>

4B Central States Synod, ELCA

Summary of Membership Statistics Totals -- End of Year	2023	2024	Change	Percent	Analysis of Attendance	2023	2024
Congregations	150	149	-1	-0.67	Avg. # weeks congregations worshipped (on-site)	45	47
Congregations - Organized	148	147	-1	-0.68	Avg. # weeks congregations worshipped (online)	29	29
Congregations - Under Development	2	2	0	0.00	Total avg. weekly worship attendance (on-site)	8,121	8,474
Congregations - Filed Form A	134	138	4	2.99	Total avg. weekly worship attendance (online)	4,908	5,462
Baptized Members	33,863	32,177	-1,686	-4.98	Avg. att. per congregation (on-site)	58	58
Average Baptized Members per Congregation	229	219	-10	-4.33	Avg. att. per congregation (online)	56	61
Confirmed Members	28,048	27,190	-858	-3.06	Average att. as a percentage of baptized membership (on-site)	23.98	26.34
Average Confirmed Members per Congregation	190	185	-5	-2.40	Average att. as a percentage of baptized membership (online)	14.49	16.97
<b>Analysis of Membership Gains and Losses</b>							
<b>Baptized Members -- Received</b>							
By Baptism - Children Under Age 16	239	276	37	15.48			
By Baptism - Adults Age 16 and Older	31	41	10	32.26			
By Affirmation of Faith	320	331	11	3.44			
By Transfer	365	266	-99	-27.12			
From Other Sources and Stat Adjs	59	167	108	183.05			
Baptized Members -- Total Received	1,014	1,081	67	6.61			
<b>Baptized Members -- Removed</b>							
By Death	438	407	-31	-7.08			
By Transfer	376	482	106	28.19			
For Other Reasons and Stat Adjs	2,316	1,838	-478	-20.64			
Baptized Members -- Total Removed	3,130	2,727	-403	-12.88			
Baptized Members Confirmed	173	219	46	26.59			
Active Participants	23,987	22,777	-1,210	-5.04			

4B Central States Synod, ELCA

Summary of Financial Statistics	2023	2024	Change	Percent	Statistical Analysis	
Totals -- End of Year					Averages per Congregation Reporting	
Total Receipts	34,868,393	38,575,845	3,707,452	10.63	Total Receipts (/149)	258,898.29
Total Disbursements **	34,296,495	36,527,168	2,230,673	6.50	Total Disburse (/149)	245,148.78
Total Indebtedness on Dec 31	13,869,465	11,647,454	-2,222,011	-16.02	Total Indebtedness (/34)	342,572.18
Projected Mission Support	1,805,359	1,591,219	-214,140	-11.86		
Average Total Giving / Bapt Member	898.96	1024.04	125.08	13.91	Percent Congs With No Debt	77.18
Average Total Giving / Conf Member	1085.34	1211.86	126.52	11.66		
<b>Detail of Financial Statistics - Receipts</b>						
Regular Giving	26,916,027	28,579,061	1,663,034	6.18		
Designated Giving	3,525,575	4,371,394	845,819	23.99		
Earned Income (any source)	1,543,438	2,386,537	843,099	54.62		
Grants (any source)	443,442	912,415	468,973	105.76		
All Other Receipts	2,439,911	2,326,438	-113,473	-4.65		
<b>Detail of Financial Statistics - Disbursements</b>					<b>Percent of Total Disbursements</b>	
Current Operating Expenses	27,232,741	28,151,852	919,111	3.38	Current Operating Expenses	77.07
Capital Improvements	1,810,337	2,857,360	1,047,023	57.84	Capital Improvements	7.82
Payments on Debts	2,208,234	2,265,448	57,214	2.59	Payments on Debts	6.20
Mission Support	1,370,356	1,314,927	-55,429	-4.04	Mission Support	3.60
Other Synod Benevolence	108,911	122,159	13,248	12.16	Other Synod Benevolence	0.33
Other CWO Benevolence	64,078	82,326	18,248	28.48	Other CWO Benevolence	0.23
Benevolence - Another Country	130,718	120,306	-10,412	-7.97	Benevolence - Another Country	0.33
Benevolence - Camps	53,308	48,924	-4,384	-8.22	Benevolence - Camps	0.13
Benevolence - Campus Ministry	59,785	74,515	14,730	24.64	Benevolence - Campus Ministry	0.20
Benevolence - Colleges	15,320	7,632	-7,688	-50.18	Benevolence - Colleges	0.02
Benevolence - Seminaries	18,025	18,157	132	0.73	Benevolence - Seminaries	0.05
Benevolence - Social Service	348,000	511,462	163,462	46.97	Benevolence - Social Service	1.40
Benevolence - Direct Recipient	460,145	459,530	-615	-0.13	Benevolence - Direct Recipient	1.26
Subtotal Non-Mission Supt Benev	1,258,290	1,445,011	186,721	14.84	Subtotal Non-Mission Supt Benev	3.96
Other Expenses & Realized Losses	415,337	492,570	77,233	18.60	Other Expenses & Realized Losses	1.35

\*\* Total Disbursements may not equal the sum of the disbursements details reported due to previous data not being included in the detail listing.

4B Central States Synod, ELCA

Congregations Reporting Ethnic Active Participants					Percent of Congregations Reporting Ethnic Active Participants	
	2023	2024	Change	Percent		
African American/Black	47	51	4	8.51	African American/Black	34.23
African National/African Caribbean	7	8	1	14.29	African National/African Caribbean	5.37
American Indian/Alaska Native	9	13	4	44.44	American Indian/Alaska Native	8.72
Arab/Middle Eastern	8	7	-1	-12.50	Arab/Middle Eastern	4.70
Asian/Pacific Islander	33	35	2	6.06	Asian/Pacific Islander	23.49
Latino/Hispanic	41	44	3	7.32	Latino/Hispanic	29.53
Multiracial	35	35	0	0.00	Multiracial	23.49
White	141	144	3	2.13	White	96.64

Total Ethnic Active Participants					Percent Ethnic Active Participants	
	2023	2024	Change	Percent		
African American/Black	252	224	-28	-11.11	African American/Black	1.00
African National/African Caribbean	28	40	12	42.86	African National/African Caribbean	0.18
American Indian/Alaska Native	16	20	4	25.00	American Indian/Alaska Native	0.09
Arab/Middle Eastern	21	22	1	4.76	Arab/Middle Eastern	0.10
Asian/Pacific Islander	80	79	-1	-1.25	Asian/Pacific Islander	0.35
Latino/Hispanic	323	335	12	3.72	Latino/Hispanic	1.50
Multiracial	182	167	-15	-8.24	Multiracial	0.75
White	22,604	21,513	-1,091	-4.83	White	96.04

4B Central States Synod, ELCA

(138 Congs Filed)

C31 Languages in which Liturgies are Regularly Conducted

Amharic	Estonian	Lao	Swahili
Anyuak	Finnish	Latvian	Swedish
Arabic	French	Maban	Tagalog
Batak	German	Mandarin	Taiwanese
Burmese	Haitian	Navajo	Tamil
Cambodian	Hmong	Norwegian	Telugu
Cantonese	Hungarian	Nuer	Thai
Cherokee 1	Indonesian	Oromo	Tigrinya
Creole	Inupiat	Paiute	Ukrainian
Czech	Japanese	Portuguese	Urdu
Danish	Kiswahili	Sign	Vietnamese
Dinka	Korean	Slovak	
English 146	Lakotah	Spanish 3	

C32 Disability Assistance Provided

Wheelchair Accessibility	125
Braille Worship Materials	2
Large Print Worship Materials	94
Assistive Hearing Devices	53
Sign Language Interpreters	3
Mental Health Ministries	8
Ministry with People with Developmental Disabilities	14
Specialized Faith Formation for Children or Adults (ADHD, autism, dyslexia, etc.)	9
No Response to Any	14

**Evangelical Lutheran Church in America**  
**Summary of Congregations That Did Not File 2024 Report Form A**

4B Central States Synod, ELCA

Last Year Filed	Cong ID	Cong Status	Baptized Members	Congregation Name	City, State	Minister	Phone
2019	01637	Org	141	Amana	Scandia, KS		(785)335-2658
2019	01677	Org	11	Garfield	Garfield, KS		(816)726-2438
2019	01689	Org	30	Denmark	Lincoln, KS		(785)277-3575
2020	01648	Org	148	Christ	Eureka, KS		(620)583-5726
2020	10102	Org	57	St Paul	Galatia, KS	Adam D. Wutka	(620)935-4303
2020	30406	Org	16	Community	Eagle Rock, MO		(417)271-4383
2023	10029	Org	85	St John	Bird City, KS		(785)734-2531
2023	10219	Org	29	Salem	Saint Francis, KS		(785)332-3002
2023	16252	Org	136	Gloria Dei	Lucas, KS		(785)525-6195
2023	20164	Org	51	St Philip's Evangelical	Saint Louis, MO		(314)531-2424
2023	20171	Org	60	St Paul	West Plains, MO		(417)256-6685

**Synod Total: 11 Congregation(s)**