

2024

Synod Data Toolkit

Saint Paul Area
Synod (3H)

Office of the Secretary
December 2025



Evangelical
Lutheran Church
in America

This page intentionally left blank.

Table of Contents

03

Synod Summary

05

Synod Trend Tables & Charts

18

Baptized Members, Average Attendance, and Active Participants

24

Baptisms by Congregation

30

Congregation Reports

Summary of Membership, Participation, and Attendance

3H - Saint Paul Area

Baptized membership has declined 12% over the past eight years, changing from 110,331 in 2017 to 96,828 in 2024. Over this same time period, the overall ELCA baptized membership decreased 23%.

Since 2017, **active participation** has shrunk 26%, moving from 80,446 to 59,145, with a drop of 244 in the most recent year. When looking at participation changes between 2020 and 2024 there was a 16% decrease. Since 2017, active participation in the ELCA overall has decreased by 38% (approximately 5% per year). Since 2020, active participation has decreased at a slightly slower rate of 16% (approximately 4% per year).

In-person worship attendance has declined 39% from 26,187 in 2017 to 15,881 in 2024. Some of this decline is made up by attenders worshiping online (10,943 in 2024). It is important to note that beginning in 2020, congregations were asked specifically about their in-person and online worship attendance separately. In-person worship attendance has increased 12% since 2020 from 14,154 to 15,881 in 2024. Since 2020, the overall ELCA in-person worship attendance increased 30% from 404,611 to 525,792 in 2024.

Summary of Finances

3H - Saint Paul Area

Regular giving has risen by 1% since 2017, moving from \$58,191,458 in 2017 to \$57,798,030 in 2024. Over this period, inflation was 28%. Since 2020, regular giving has increased by 2% in the synod and decreased by 3% in the ELCA overall; inflation was 21% during this time period.

Mission support has decreased 2% since 2017, from \$1,869,705 to \$1,825,725 in 2024. The ELCA overall experienced a 12% decline over the same period. Since 2020, mission support has decreased by 2% in the synod and decreased by 7% in the ELCA overall.

Operating expenses have increased by 6%, standing at \$59,180,866 in 2024 compared to \$55,799,277 in 2017. They have increased by 4% for the ELCA overall during this time. Since 2020, operating expenses have increased by 17% in the synod and increased 8% in the ELCA overall.

Synod Trend Tables and Charts

- Synod Trend Tables
- Synod Trend Charts
- Congregations by Size
- Growth & Decline Tables

Annual Congregation Report

Trends for 3H - Saint Paul Area

	2017	2018	2019	2020	2021	2022	2023	2024
Number of Organized Congregations	105	108	108	105	105	103	102	102
Baptized Membership	110,331	108,926	106,617	102,414	101,111	100,315	98,796	96,828
Members Received By:								
Baptism: Children	1,280	1,133	1,068	572	725	789	779	743
Baptism: Adults	65	56	64	24	35	18	67	45
Affirmation of Faith	1,028	1,037	1,083	473	522	685	708	645
Transfer	1,146	1,105	847	484	497	578	601	535
Other and Statistical Adjustment	270	1,056	403	173	1,009	927	347	362
Members Removed By:								
Death	802	803	770	871	861	839	809	819
Transfer	803	690	743	496	585	505	495	301
Other and Statistical Adjustment	8,346	3,929	3,878	4,397	2,462	1,515	2,713	3,442
Baptized Members Confirmed	1,359	1,362	1,194	2,727	1,328	809	785	739
Confirmed Members	83,883	84,510	83,095	79,356	79,332	80,291	76,837	72,878
Active Participants	80,446	85,038	84,599	70,688	60,863	61,616	59,389	59,145
Average Attendance	26,187	25,578	24,925	Not collected	Not collected	Not collected	Not collected	Not collected
Average Attendance - On-site				14,154	10,076	13,527	15,346	15,881
Average Attendance - Online				35,284	17,337	9,286	10,309	10,943
Racial/Ethnic Composition of Active Participants								
African American/Black	554	624	386	399	392	484	440	454
African National/African Caribbean	340	413	237	210	190	192	191	150
American Indian/Alaska Native	251	255	63	54	49	55	61	53
Arab/Middle Eastern	239	239	44	36	31	23	37	82
Asian/Pacific Islander	1,101	4,318	1,046	511	505	571	541	821
Multi-Racial/Multi-Ethnic	672	710	643	716	1,435	824	726	831
Other	1,113	420	Omitted	Omitted	Omitted	Omitted	Omitted	Omitted
Hispanic/Latino	417	543	643	372	354	442	362	361
White	74,616	77,107	80,255	67,341	57,854	57,288	55,184	53,900

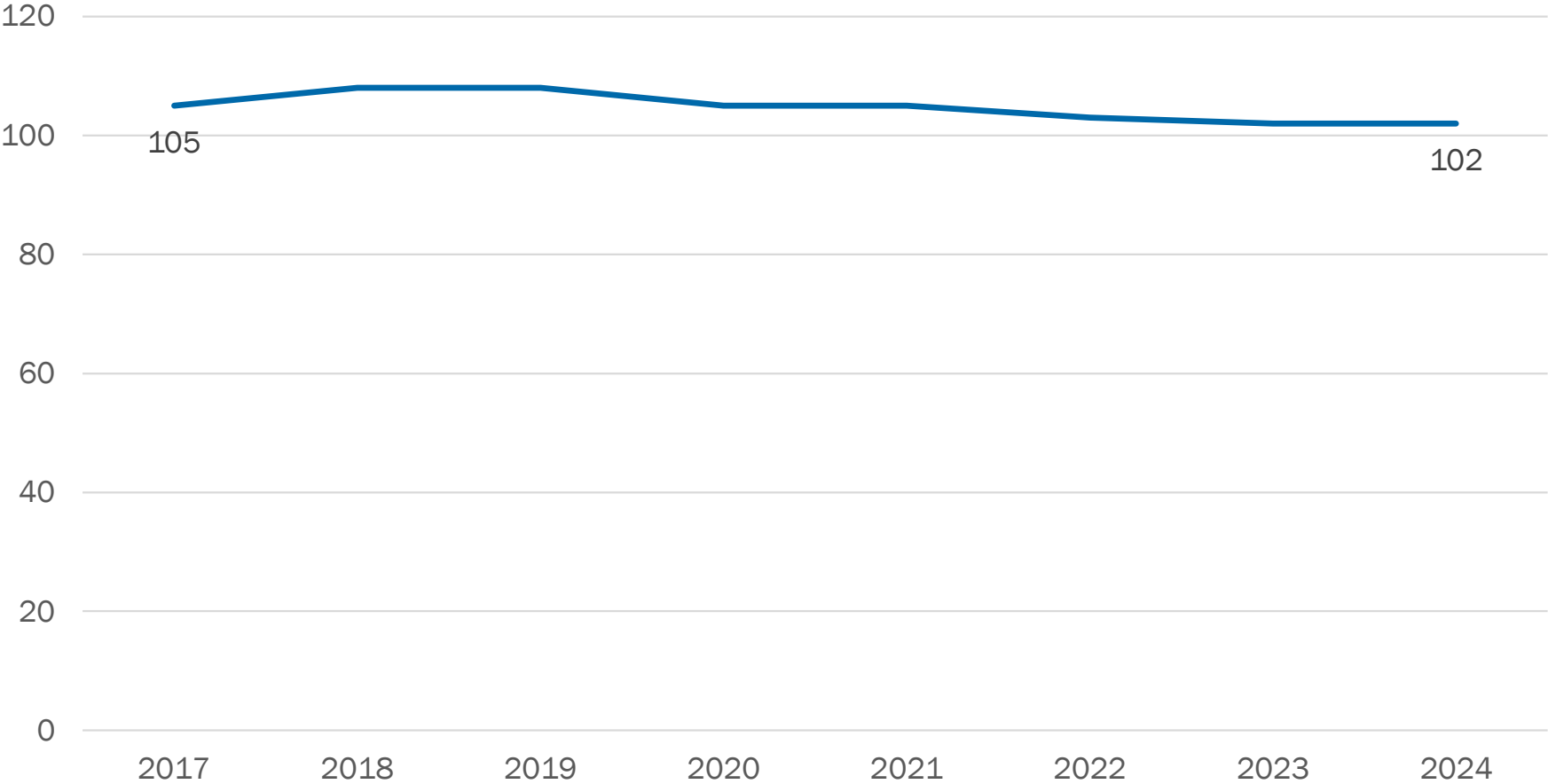
Annual Congregation Report

Trends for 3H - Saint Paul Area

	2017	2018	2019	2020	2021	2022	2023	2024
Regular Giving by Members	\$58,191,458	\$62,057,578	\$61,438,096	\$56,880,015	\$55,820,185	\$55,289,708	\$56,035,808	\$57,798,030
Designated Giving by Members	\$10,384,440	\$10,801,579	\$12,227,446	\$8,402,179	\$7,716,506	\$9,902,466	\$11,007,517	\$13,368,108
Earned Income (any source)	\$4,815,617	\$4,281,442	\$4,589,068	\$3,962,506	\$5,424,585	\$3,537,574	\$6,025,732	\$6,514,606
Grants & Partnership Support	\$738,638	\$976,928	\$1,030,909	\$2,036,380	\$2,288,591	\$795,962	\$794,545	\$849,939
Other Receipts	\$7,994,732	\$7,966,138	\$6,945,883	\$7,390,477	\$8,843,779	\$6,809,437	\$6,377,445	\$8,145,653
Total Receipts	\$82,124,885	\$86,083,665	\$86,231,402	\$78,671,557	\$80,093,646	\$76,335,147	\$80,241,047	\$86,676,336
Total Indebtedness	\$68,267,622	\$60,334,233	\$53,257,134	\$98,585,079	\$53,791,894	\$47,448,702	\$43,855,372	\$38,405,047
Intended Mission Support	\$3,125,532	\$2,121,754	\$2,243,968	\$3,021,758	\$3,178,151	\$3,408,765	\$3,326,224	\$1,988,457
Current Operating Expenses	\$55,799,277	\$56,302,372	\$53,997,331	\$50,720,445	\$51,195,113	\$53,484,940	\$57,029,444	\$59,180,866
Capital Improvements	\$4,286,523	\$4,026,757	\$10,161,111	\$14,329,587	\$6,488,571	\$14,850,694	\$4,621,333	\$6,353,496
Payments on Debt	\$7,399,494	\$6,661,723	\$5,737,336	\$5,199,138	\$6,682,495	\$6,462,012	\$5,929,653	\$5,657,965
Mission Support	\$1,869,705	\$1,915,619	\$1,955,377	\$1,865,893	\$1,878,286	\$1,944,424	\$1,822,213	\$1,825,725
as % of Total Disbursements	2.45	2.48	2.41	2.30	2.59	2.26	2.33	2.24
as % of Regular Giving	3.21	3.09	3.18	3.28	3.36	3.52	3.25	3.16
Other Benevolence sent directly:								
To the synod	\$669,073	\$549,487	\$652,142	\$532,361	\$746,978	\$759,581	\$1,101,543	\$794,446
To the churchwide organization	\$127,003	\$137,217	\$178,883	\$113,092	\$158,071	\$190,636	\$227,418	\$138,150
For activity in another country	\$745,292	\$452,360	\$640,554	\$525,826	\$516,454	\$482,303	\$49,825	\$463,901
To camps	\$88,663	\$92,021	\$86,610	\$74,112	\$115,914	\$73,475	\$100,940	\$86,023
To colleges	\$24,140	\$15,938	\$102,434	\$69,050	\$34,226	\$28,428	\$25,500	\$19,300
To seminaries	\$64,450	\$57,415	\$46,884	\$39,524	\$32,023	\$29,183	\$33,071	\$22,334
To social service organizations	\$422,277	\$505,103	\$374,968	\$541,754	\$740,783	\$637,311	\$655,577	\$523,524
To campus ministry	\$25,588	\$26,942	\$23,253	\$27,867	\$23,262	\$31,176	\$51,247	\$42,921
All other benevolence	\$1,207,117	\$1,316,135	\$1,295,854	\$1,881,909	\$1,585,270	\$1,649,301	\$972,461	\$970,622
Non-mission support benevolence	\$3,383,278	\$3,154,493	\$3,401,582	\$3,805,495	\$3,952,981	\$3,881,394	\$3,633,582	\$3,061,221
Other expenses	\$3,660,991	\$5,063,262	\$5,916,566	\$5,291,282	\$2,394,046	\$5,338,164	\$5,295,278	\$5,371,031
Sum of Disbursements	\$76,399,268	\$77,124,226	\$81,171,178	\$81,213,715	\$72,593,367	\$85,963,503	\$78,361,503	\$81,450,304

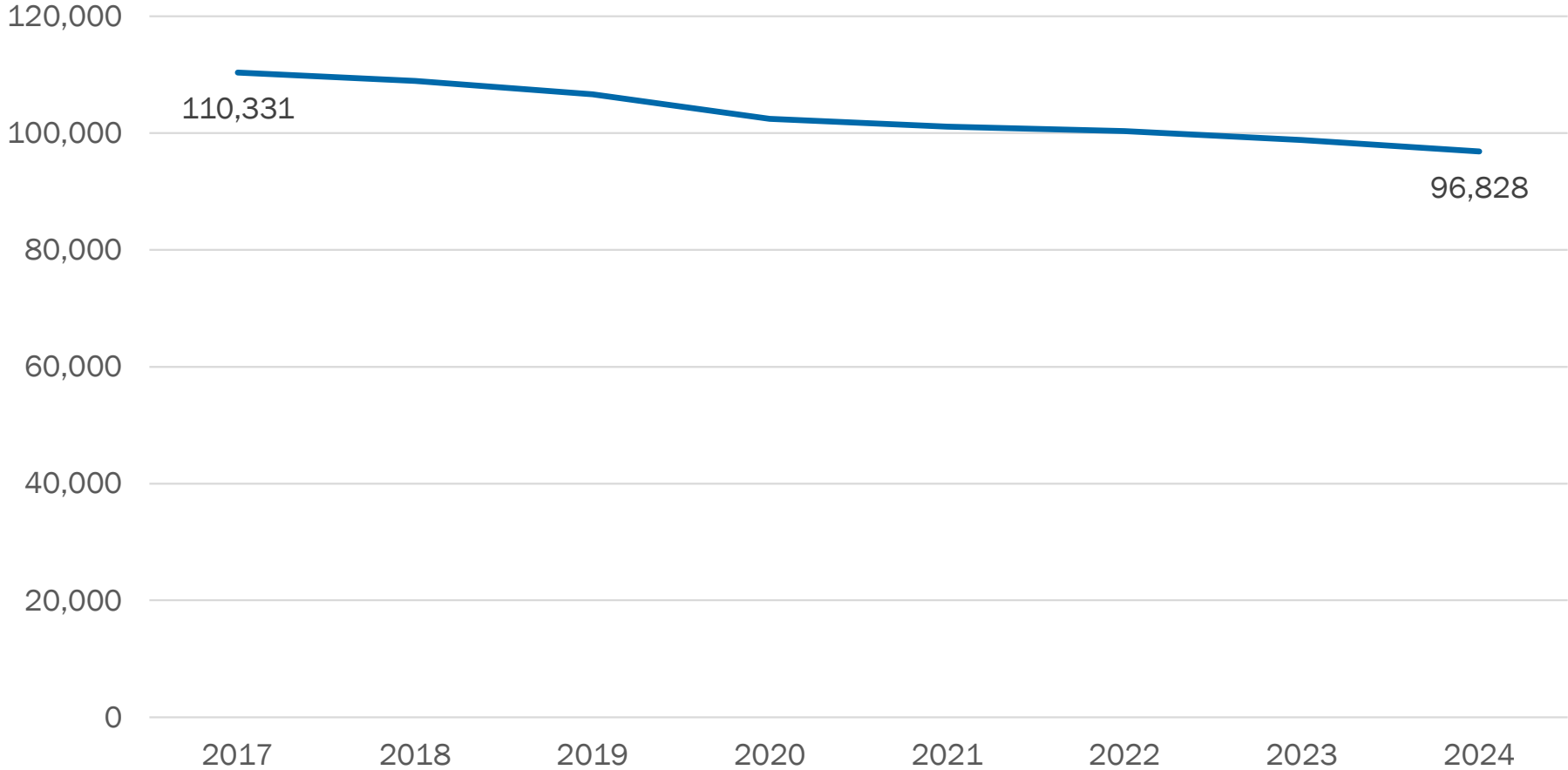
Number of Organized Congregations (2017-2024)

3H - Saint Paul Area



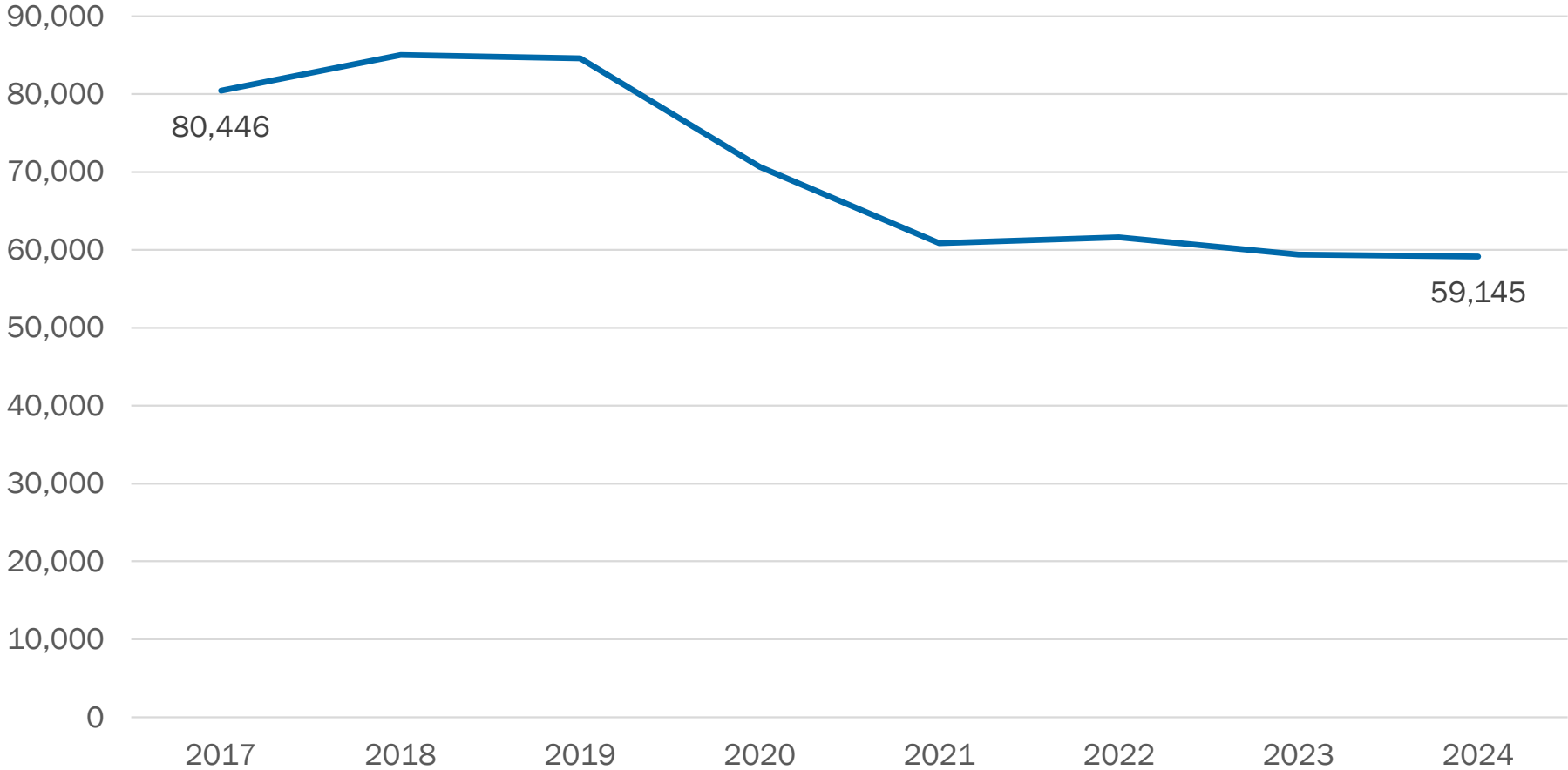
Baptized Membership (2017-2024)

3H - Saint Paul Area



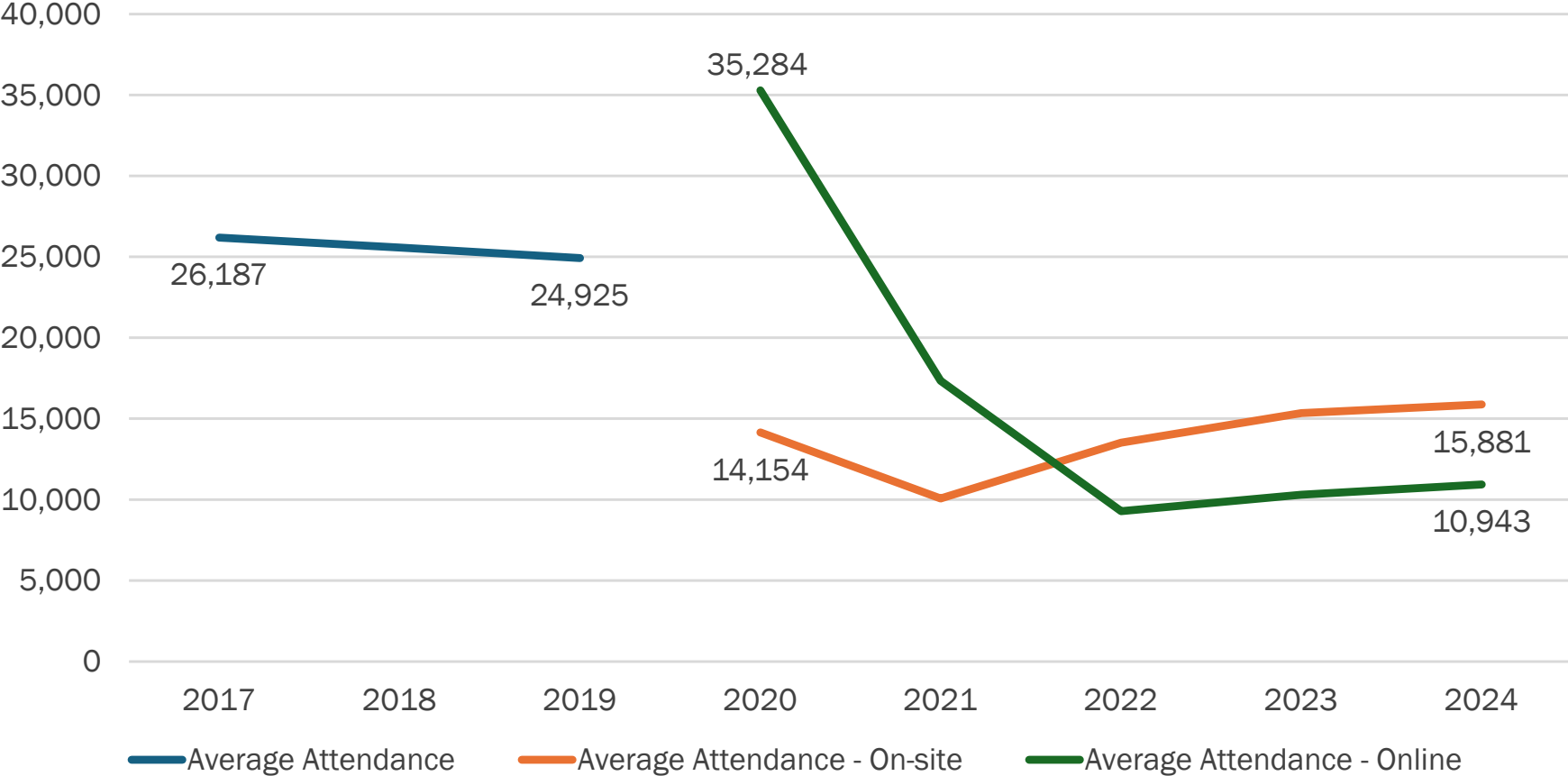
Active Participants (2017-2024)

3H - Saint Paul Area



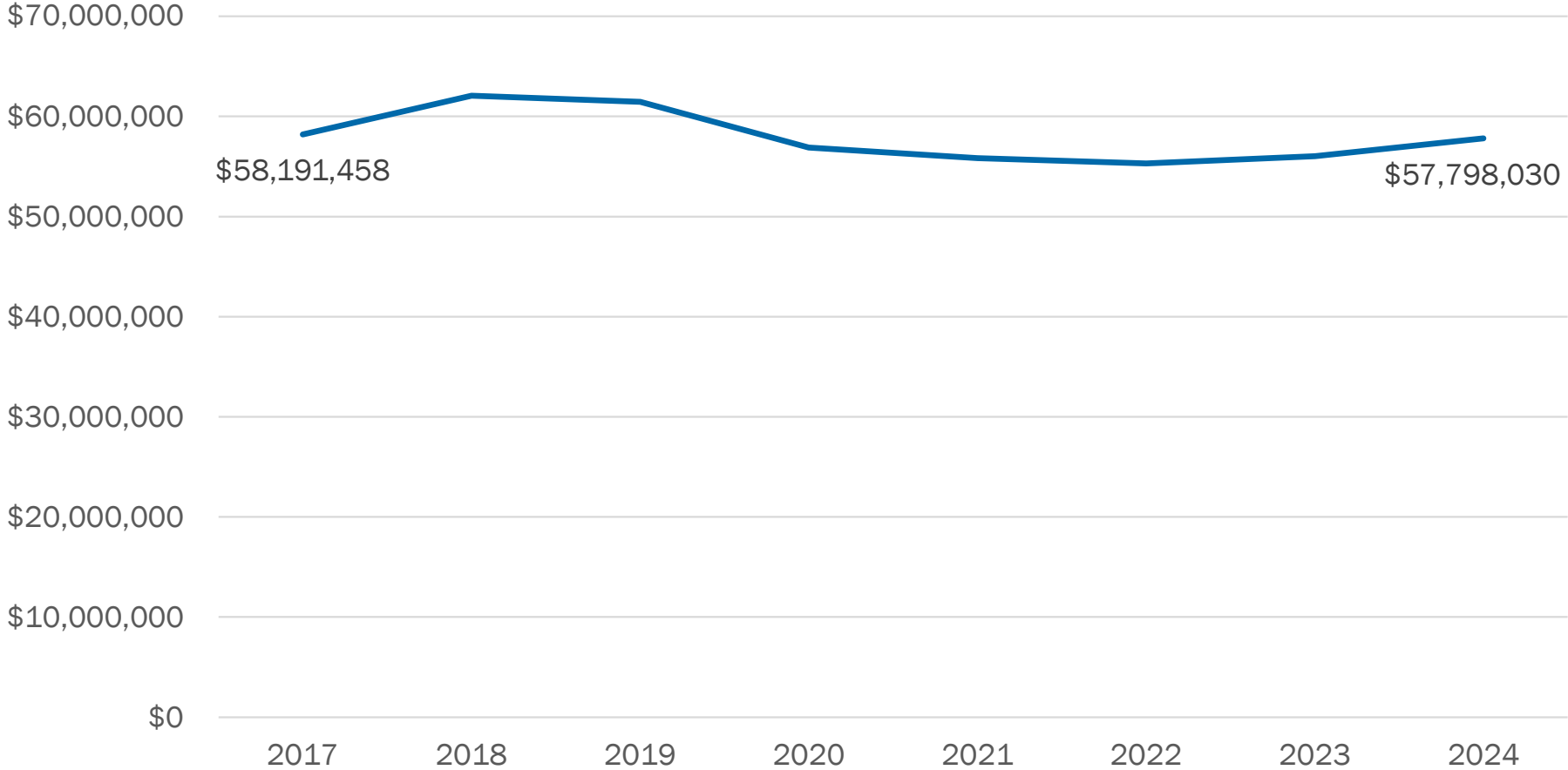
Worship Attendance (2017-2024)

3H - Saint Paul Area



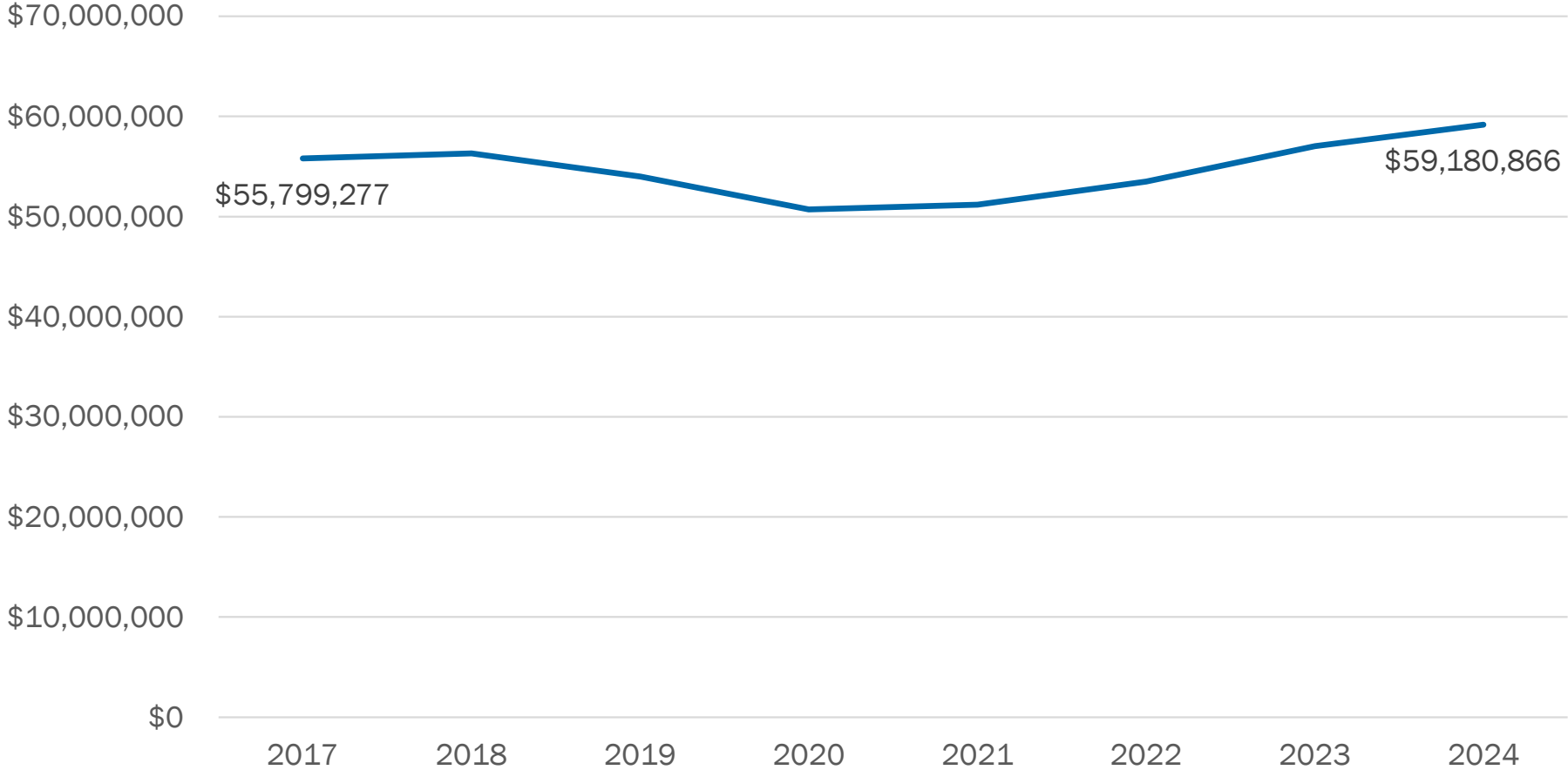
Regular Giving by Members (2017-2024)

3H - Saint Paul Area



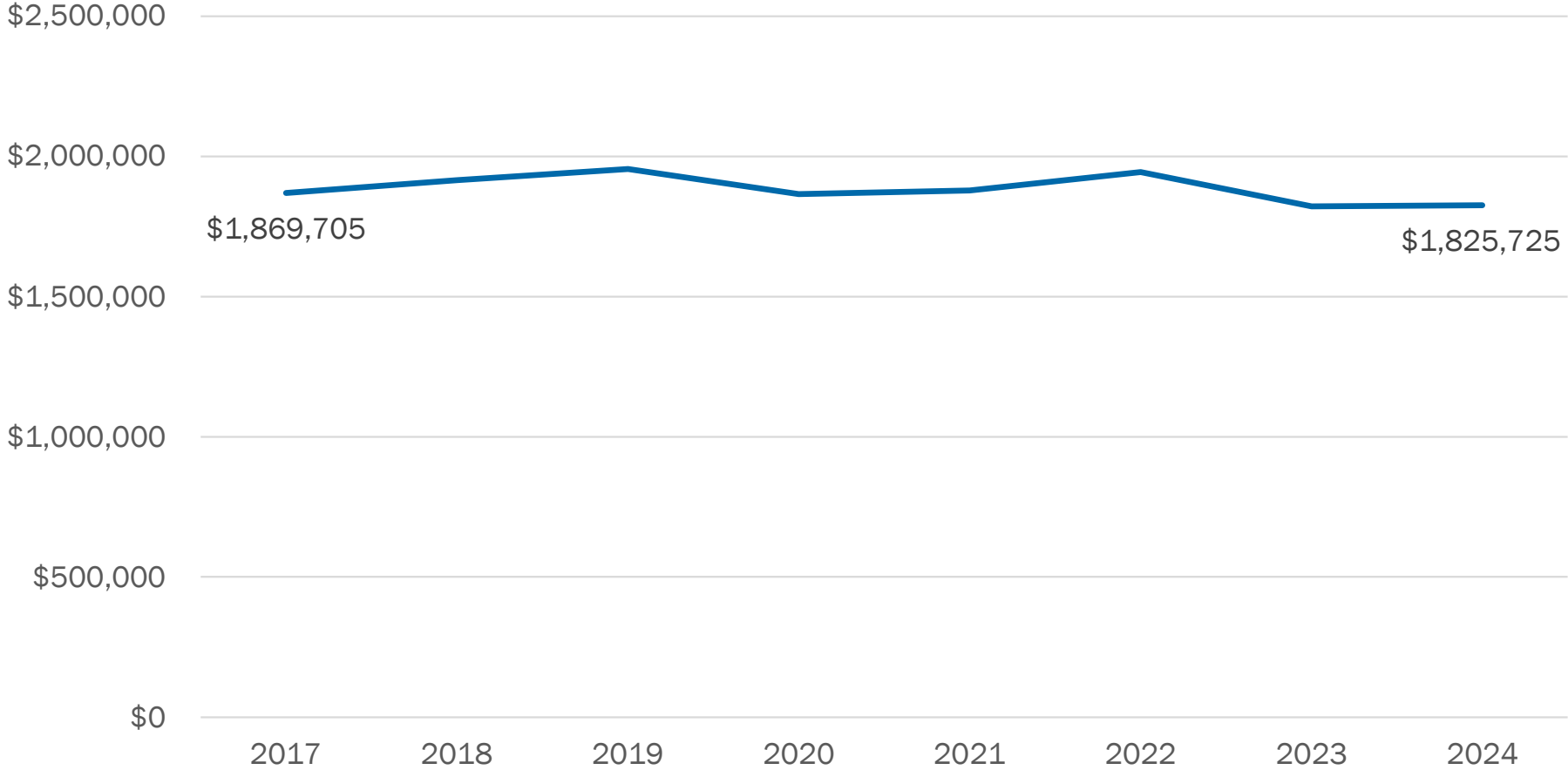
Current Operating Expenses (2017-2024)

3H - Saint Paul Area



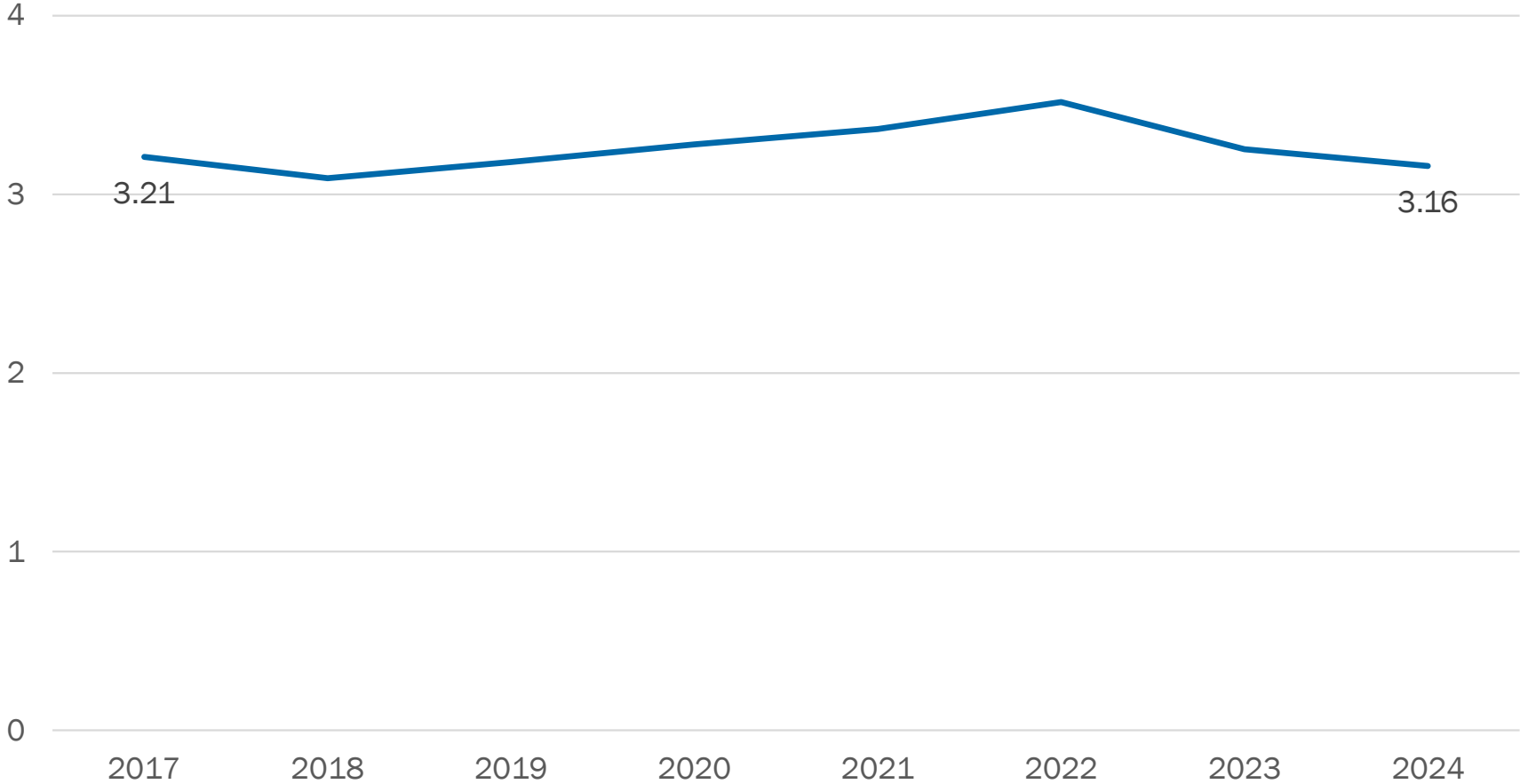
Mission Support (2017-2024)

3H - Saint Paul Area

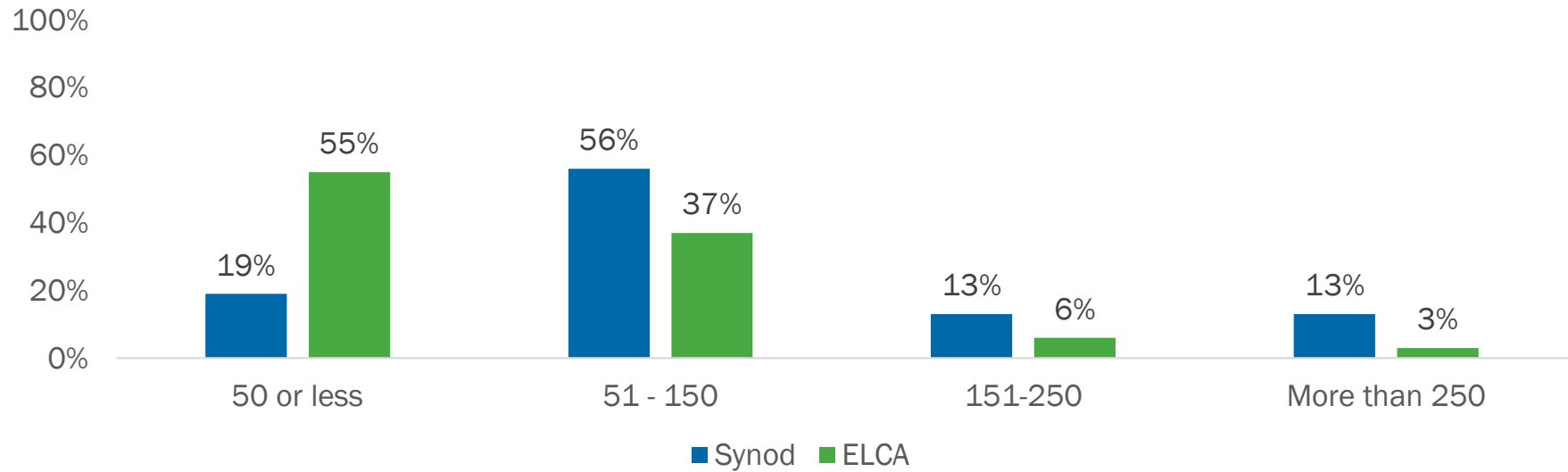


Mission Support as % of Regular Giving (2017-2024)

3H - Saint Paul Area



Congregations by Size (Average On-Site Worship Attendance) 3H - Saint Paul Area



Average On-Site Worship Attendance	Number of congregations (3H - Saint Paul Area)*	% of congregations (3H - Saint Paul Area)	Number of congregations (ELCA)*	% of congregations (ELCA)
50 or less	19	19%	4134	55%
51-150	57	56%	2787	37%
151-250	13	13%	430	6%
More than 250	13	13%	220	3%

*Submitted at least one Annual Congregation Report between 2020 and 2024.

Growth and Decline (2019-24)

3H - Saint Paul Area

Change in Baptized Membership	# of congregations* (Synod)	% of congregations (Synod)	# of congregations* (ELCA)	% of congregations (ELCA)
Decline greater than 25%	18	21%	1,450	28%
Decline between 5% - 25%	26	30%	1,504	29%
Stable (decline <5% - incline <5%)	31	36%	1,492	29%
Increase between 5% - 25%	11	13%	545	11%
Increase greater than 25%	1	1%	109	2%

Change in Active Participants	# of congregations* (Synod)	% of congregations (Synod)	# of congregations* (ELCA)	% of congregations (ELCA)
Decline greater than 25%	39	45%	2,298	45%
Decline between 5% - 25%	14	16%	1,133	22%
Stable (decline <5% - incline <5%)	9	10%	491	10%
Increase between 5% - 25%	14	16%	510	10%
Increase greater than 25%	11	13%	668	13%

Change in On-Site Worship Attendance	# of congregations* (Synod)	% of congregations (Synod)	# of congregations* (ELCA)	% of congregations (ELCA)
Decline greater than 25%	52	60%	2,740	54%
Decline between 5% - 25%	22	25%	1,590	31%
Stable (decline <5% - incline <5%)	6	7%	329	6%
Increase between 5% - 25%	6	7%	281	6%
Increase greater than 25%	1	1%	160	3%

*Only congregations that filed an Annual Congregation Report in 2019 and 2024 are included.

Baptized Members,
Average Attendance,
and Active
Participants

Baptized Members, Average Attendance (online and on-site), and Active Participants

3H - Saint Paul Area

CongID	Congregation Name	City	State	ZIP	Data Year	Baptized Members	Average Online Attendance	Average On-site Attendance	Active Participants
16200	Shepherd Of The Valley Lutheran Church	Apple Valley	MN	55124-8156	2024	8173	229	863	10089
03078	St Andrew's Lutheran Church	Mahtomedi	MN	55115-2206	2024	10419	1830	1556	5757
11721	Prince of Peace Lutheran Church	Burnsville	MN	55337-4520	2024	5334	800	745	4393
03089	Gloria Dei Lutheran Church	Saint Paul	MN	55116-2256	2024	2288	165	360	2120
11930	Roseville Lutheran Church	Roseville	MN	55113-5952	2024	2175	120	290	2074
03093	Incarnation Lutheran Church	Saint Paul	MN	55126-2024	2024	3546	360	532	1880
11758	Farmington Lutheran Church	Farmington	MN	55024-9444	2024	2465	60	345	1837
03077	Our Saviour's Lutheran Church	Hastings	MN	55033-2025	2024	2488	115	327	1831
03103	Trinity Lutheran Church	Stillwater	MN	55082-0339	2024	2475	0	231	1283
07622	King of Kings Lutheran Church	Woodbury	MN	55125-9450	2024	3912	323	599	1215
03083	Augustana Lutheran Church	West St Paul	MN	55118-3140	2024	1971	278	481	1182
03057	Trinity Lutheran Church	Lindstrom	MN	55045-0768	2024	1115	100	135	1159
11908	Grace Lutheran Church	Apple Valley	MN	55124-7182	2024	777	319	150	980
07364	Easter Lutheran Church	Eagan	MN	55122-1822	2024	2905	341	540	944
03129	St John's Evangelical Lutheran Church	Lakeville	MN	55044-2601	2024	1400	46	338	935
11864	Abiding Savior Lutheran Church	Mounds View	MN	55112-5928	2024	2542	200	230	856
11733	Our Savior's Lutheran Church Of Circle Pines	Circle Pines	MN	55014-3626	2024	1970	176	162	814
03107	Shepherd Of The Hills Lutheran Church	Shoreview	MN	55126-2908	2024	664	15	197	664
11797	Christiania Lutheran Church	Lakeville	MN	55044-9716	2024	927	89	185	649
30278	Lord Of Life Lutheran Church	Lakeville	MN	55044-6140	2024	767	45	95	610
11775	St Philip Lutheran Church	Hastings	MN	55033-2437	2024	889	58	150	575
11967	St Stephen Lutheran Church	West St Paul	MN	55118-2907	2024	649	534	80	567

Baptized Members, Average Attendance (online and on-site), and Active Participants

3H - Saint Paul Area

CongID	Congregation Name	City	State	ZIP	Data Year	Baptized Members	Average Online Attendance	Average On-site Attendance	Active Participants
11727	Mount Calvary Lutheran Church	Eagan	MN	55122-1523	2024	553	86	229	553
03159	St James Lutheran Church	Burnsville	MN	55337-1765	2024	489	176	141	476
11952	Our Savior's Lutheran Church	Stillwater	MN	55082-5523	2024	763	210	260	470
11919	Como Park Lutheran Church	Saint Paul	MN	55108-2300	2024	388	18	98	435
11932	St Anthony Park Lutheran Church	Saint Paul	MN	55108-1735	2024	435	125	130	435
03098	St Michael Lutheran Church	Roseville	MN	55113-4033	2024	659	80	207	425
03069	Elim Lutheran Church	Scandia	MN	55073-0067	2024	798	92	172	415
03063	Trinity Lutheran Church	North Branch	MN	55056-0447	2024	1060	235	138	400
20146	Pilgrim Lutheran Church	Saint Paul	MN	55105-1646	2024	495	28	116	400
03036	Christ The King Lutheran Church	New Brighton	MN	55112-6533	2024	1257	87	152	380
03079	St Mark's Evangelical Lutheran Church	North St Paul	MN	55109-2447	2024	1057	53	215	375
11923	Immanuel Lutheran Church	Saint Paul	MN	55105-1959	2024	470	119	102	370
03225	Christus Victor Lutheran Church	Apple Valley	MN	55124-9792	2024	348	42	111	352
03048	Faith Lutheran Church	Forest Lake	MN	55025-1222	2024	1557	485	235	350
03058	Christ Lutheran Church	Marine On Saint Croix	MN	55047-9686	2024	814	125	250	350
20145	Gethsemane Lutheran Church	Maplewood	MN	55119-3613	2024	573	80	125	350
30027	Family Of Christ Lutheran Church	Lakeville	MN	55044-5227	2024	399	22	98	350
03076	Bethlehem Lutheran Church	Bayport	MN	55003-1110	2024	332	9	66	332
03102	Good Shepherd Lutheran Church	Inver Grove Heights	MN	55076-3003	2024	2078	39	210	325
11939	All Saints Lutheran Church	Cottage Grove	MN	55016-2660	2024	682	84	114	325
30897	Eternal Flame Lutheran Church	Vadnais Heights	MN	55127-7105	2024	317	200	50	305
03051	Fish Lake Lutheran Church	Harris	MN	55032-0206	2024	409	41	59	300

Baptized Members, Average Attendance (online and on-site), and Active Participants

3H - Saint Paul Area

CongID	Congregation Name	City	State	ZIP	Data Year	Baptized Members	Average Online Attendance	Average On-site Attendance	Active Participants
07513	St Luke Lutheran Church	Cottage Grove	MN	55016-1809	2024	1701	10	82	300
11929	Prince Of Peace Lutheran Church	Roseville	MN	55113-3410	2024	448	92	127	285
03090	Gustavus Adolphus Lutheran Church	Saint Paul	MN	55106-1099	2024	1018	89	130	276
30072	Resurrection Lutheran Church	Woodbury	MN	55129-9687	2024	605	71	144	275
11918	Christ Lutheran Church On Capitol Hill	Saint Paul	MN	55103-2028	2024	260	50	60	260
11936	St Timothy Lutheran Church	Saint Paul	MN	55117-4063	2024	984	22	110	254
03045	Zion Evangelical Lutheran Church	Chisago City	MN	55013-9712	2024	502	172	85	252
07165	House Of Prayer Lutheran Church	Oakdale	MN	55128-2901	2024	168	128	65	249
11970	Redeemer Lutheran Church	White Bear Lake	MN	55110-4901	2024	483	0	125	246
07803	All Saints Lutheran Church	Eagan	MN	55123-1545	2024	206	0	94	229
20148	Lutheran Church Of The Resurrection	Roseville	MN	55113-1935	2024	262	26	92	220
03087	First Lutheran Church	Saint Paul	MN	55106-4429	2024	367	0	58	201
11759	Hosanna Lutheran Church	Forest Lake	MN	55025-8932	2024	535	62	117	200
03016	St Mark Lutheran Church	Circle Pines	MN	55014-1225	2024	193	76	72	193
03044	Chisago Lake Lutheran Church	Center City	MN	55012-0175	2024	665	292	142	185
11928	Lutheran Church Of Peace	Maplewood	MN	55119-5202	2024	290	38	94	175
11757	Highview Christiania Lutheran Church	Farmington	MN	55024-9236	2024	340	10	73	170
30028	Living Waters Lutheran Church	Lino Lakes	MN	55014-1364	2024	286	4	63	170
03039	Immanuel Lutheran Church	Center City	MN	55012-7511	2024	498	0	85	165
11796	Christ Lutheran Church	Lake Elmo	MN	55042-0310	2024	349	72	101	156
03065	First Evangelical Lutheran Church	Rush City	MN	55069-0073	2024	774	10	76	150
07497	St Paul-Reformation Lutheran Church	Saint Paul	MN	55104-6540	2024	423	30	110	150
11946	Luther Memorial Lutheran Church	South St Paul	MN	55075-1822	2024	495	30	83	150

Baptized Members, Average Attendance (online and on-site), and Active Participants

3H - Saint Paul Area

CongID	Congregation Name	City	State	ZIP	Data Year	Baptized Members	Average Online Attendance	Average On-site Attendance	Active Participants
20149	St Paul Lutheran Church	Wyoming	MN	55092-0583	2024	185	18	100	150
03096	Our Redeemer Lutheran Church	Saint Paul	MN	55109-4524	2024	255	30	57	147
16241	Amazing Grace Lutheran Church	Inver Grove Heights	MN	55077-2702	2024	296	29	64	141
03106	Christ The Servant Lutheran Church	Vadnais Heights	MN	55127-7105	2024	307	12	68	140
03091	Holy Cross Lutheran Church	Oakdale	MN	55128-6137	2024	156	19	51	130
11937	Salem Lutheran Church	West St Paul	MN	55118-1409	2024	263	50	57	130
11940	Zion Lutheran Church				2024	128	157	41	128
30128	Hmong Central	Saint Paul	MN	55103-2318	2024	126	0	75	126
11901	St Mark's Lutheran Church	Randolph	MN	55065-0206	2024	395	25	66	125
11916	Bethlehem Lutheran Church	Saint Paul	MN	55104-3808	2024	90	9	40	125
20147	Lutheran Church Of The Redeemer	Saint Paul	MN	55103-2413	2024	259	23	42	122
03100	Zion Lutheran Church	Saint Paul	MN	55104-2214	2024	116	11	35	111
03081	Arlington Hills Lutheran Church	Saint Paul	MN	55106-2540	2024	136	96	40	108
03038	Cross Of Glory Lutheran Church	Mounds View	MN	55112-1449	2024	105	22	48	107
11953	St Paul Lutheran Church	Stillwater	MN	55082-4981	2024	381	65	76	105
03088	Galilee Lutheran Church	Roseville	MN	55113-6923	2024	254	0	40	101
03105	St Stephen Lutheran Church	White Bear Lake	MN	55110-7332	2024	869	65	104	100
03084	Beaver Lake Lutheran Church	Maplewood	MN	55119-7609	2024	99	0	38	99
11971	Christ The King Lutheran Church	White Bear Lake	MN	55110-3309	2024	650	11	65	95
30824	House of Mercy Lutheran Church	Saint Paul	MN	55104-3808	2024	176	7	62	90
11933	St Luke Lutheran Church	Saint Paul	MN	55116-2727	2024	89	9	42	89
20144	Cross Lutheran Church	Maplewood	MN	55109-3618	2024	280	130	45	87
03066	Calvary Lutheran Church	Stanchfield	MN	55080-5275	2024	400	21	62	84

Baptized Members, Average Attendance (online and on-site), and Active Participants

3H - Saint Paul Area

CongID	Congregation Name	City	State	ZIP	Data Year	Baptized Members	Average Online Attendance	Average On-site Attendance	Active Participants
03075	Memorial Lutheran Church	Afton	MN	55001-0235	2024	602	6	55	81
11877	Atonement Lutheran Church	New Brighton	MN	55112-1706	2024	80	22	40	80
11921	Grace Lutheran Church	Saint Paul	MN	55106-6118	2024	305	60	65	80
03101	Bethesda Lutheran Church	Inver Grove Heights	MN	55076-1138	2024	226	8	57	70
11876	Newport Lutheran Church	Newport	MN	55055-1657	2024	306	16	79	63
03062	Spring Lake Lutheran Church	North Branch	MN	55056-0958	2024	224	10	33	62
03074	First Evangelical Lutheran Church	Taylors Falls	MN	55084-1110	2024	386	60	48	60
30143	Peace Lutheran Church	Lauderdale	MN	55113-5244	2024	147	7	25	60
03050	First Lutheran Church	Harris	MN	55032-0008	2024	76	10	15	48
30429	Minnesota Faith Chinese Lutheran Church	Roseville	MN	55113-6923	2024	69	0	35	40
11924	Lakeview Lutheran Church	Maplewood	MN	55109-1012	2024	35	6	25	35
03086	Faith Lutheran Church	Saint Paul	MN	55103-1909	2024	721	6	29	28

Baptisms by Congregation

Baptisms

3H - Saint Paul Area

CongID	Congregation Name	City	State	ZIP	Data Year	Baptisms
03078	St Andrew's Lutheran Church	Mahtomedi	MN	55115-2206	2024	107
07364	Easter Lutheran Church	Eagan	MN	55122-1822	2024	57
16200	Shepherd Of The Valley Lutheran Church	Apple Valley	MN	55124-8156	2024	51
11721	Prince of Peace Lutheran Church	Burnsville	MN	55337-4520	2024	43
11758	Farmington Lutheran Church	Farmington	MN	55024-9444	2024	29
07622	King of Kings Lutheran Church	Woodbury	MN	55125-9450	2024	25
03077	Our Saviour's Lutheran Church	Hastings	MN	55033-2025	2024	23
03083	Augustana Lutheran Church	West St Paul	MN	55118-3140	2024	21
03093	Incarnation Lutheran Church	Saint Paul	MN	55126-2024	2024	20
03089	Gloria Dei Lutheran Church	Saint Paul	MN	55116-2256	2024	19
03048	Faith Lutheran Church	Forest Lake	MN	55025-1222	2024	18
30278	Lord Of Life Lutheran Church	Lakeville	MN	55044-6140	2024	16
03103	Trinity Lutheran Church	Stillwater	MN	55082-0339	2024	14
03057	Trinity Lutheran Church	Lindstrom	MN	55045-0768	2024	12
03063	Trinity Lutheran Church	North Branch	MN	55056-0447	2024	12
11952	Our Savior's Lutheran Church	Stillwater	MN	55082-5523	2024	12
30897	Eternal Flame Lutheran Church	Vadnais Heights	MN	55127-7105	2024	12
03079	St Mark's Evangelical Lutheran Church	North St Paul	MN	55109-2447	2024	11
11864	Abiding Savior Lutheran Church	Mounds View	MN	55112-5928	2024	11
03065	First Evangelical Lutheran Church	Rush City	MN	55069-0073	2024	10
03107	Shepherd Of The Hills Lutheran Church	Shoreview	MN	55126-2908	2024	10
11733	Our Savior's Lutheran Church Of Circle Pines	Circle Pines	MN	55014-3626	2024	10
11759	Hosanna Lutheran Church	Forest Lake	MN	55025-8932	2024	10

Baptisms

3H - Saint Paul Area

CongID	Congregation Name	City	State	ZIP	Data Year	Baptisms
11930	Roseville Lutheran Church	Roseville	MN	55113-5952	2024	10
03129	St John's Evangelical Lutheran Church	Lakeville	MN	55044-2601	2024	9
03102	Good Shepherd Lutheran Church	Inver Grove Heights	MN	55076-3003	2024	8
07803	All Saints Lutheran Church	Eagan	MN	55123-1545	2024	8
11936	St Timothy Lutheran Church	Saint Paul	MN	55117-4063	2024	8
03045	Zion Evangelical Lutheran Church	Chisago City	MN	55013-9712	2024	7
03090	Gustavus Adolphus Lutheran Church	Saint Paul	MN	55106-1099	2024	7
11939	All Saints Lutheran Church	Cottage Grove	MN	55016-2660	2024	7
30027	Family Of Christ Lutheran Church	Lakeville	MN	55044-5227	2024	7
03058	Christ Lutheran Church	Marine On Saint Croix	MN	55047-9686	2024	6
03159	St James Lutheran Church	Burnsville	MN	55337-1765	2024	6
07497	St Paul-Reformation Lutheran Church	Saint Paul	MN	55104-6540	2024	6
11797	Christiania Lutheran Church	Lakeville	MN	55044-9716	2024	6
03016	St Mark Lutheran Church	Circle Pines	MN	55014-1225	2024	5
03069	Elim Lutheran Church	Scandia	MN	55073-0067	2024	5
11967	St Stephen Lutheran Church	West St Paul	MN	55118-2907	2024	5
20149	St Paul Lutheran Church	Wyoming	MN	55092-0583	2024	5
30128	Hmong Central	Saint Paul	MN	55103-2318	2024	5
03039	Immanuel Lutheran Church	Center City	MN	55012-7511	2024	4
03044	Chisago Lake Lutheran Church	Center City	MN	55012-0175	2024	4
03051	Fish Lake Lutheran Church	Harris	MN	55032-0206	2024	4
03076	Bethlehem Lutheran Church	Bayport	MN	55003-1110	2024	4
03098	St Michael Lutheran Church	Roseville	MN	55113-4033	2024	4

Baptisms

3H - Saint Paul Area

CongID	Congregation Name	City	State	ZIP	Data Year	Baptisms
03225	Christus Victor Lutheran Church	Apple Valley	MN	55124-9792	2024	4
11727	Mount Calvary Lutheran Church	Eagan	MN	55122-1523	2024	4
11775	St Philip Lutheran Church	Hastings	MN	55033-2437	2024	4
11901	St Mark's Lutheran Church	Randolph	MN	55065-0206	2024	4
11908	Grace Lutheran Church	Apple Valley	MN	55124-7182	2024	4
11929	Prince Of Peace Lutheran Church	Roseville	MN	55113-3410	2024	4
11946	Luther Memorial Lutheran Church	South St Paul	MN	55075-1822	2024	4
11953	St Paul Lutheran Church	Stillwater	MN	55082-4981	2024	4
03087	First Lutheran Church	Saint Paul	MN	55106-4429	2024	3
03105	St Stephen Lutheran Church	White Bear Lake	MN	55110-7332	2024	3
11796	Christ Lutheran Church	Lake Elmo	MN	55042-0310	2024	3
11918	Christ Lutheran Church On Capitol Hill	Saint Paul	MN	55103-2028	2024	3
11921	Grace Lutheran Church	Saint Paul	MN	55106-6118	2024	3
11928	Lutheran Church Of Peace	Maplewood	MN	55119-5202	2024	3
20145	Gethsemane Lutheran Church	Maplewood	MN	55119-3613	2024	3
30143	Peace Lutheran Church	Lauderdale	MN	55113-5244	2024	3
03074	First Evangelical Lutheran Church	Taylors Falls	MN	55084-1110	2024	2
03075	Memorial Lutheran Church	Afton	MN	55001-0235	2024	2
03084	Beaver Lake Lutheran Church	Maplewood	MN	55119-7609	2024	2
03096	Our Redeemer Lutheran Church	Saint Paul	MN	55109-4524	2024	2
03100	Zion Lutheran Church	Saint Paul	MN	55104-2214	2024	2
03106	Christ The Servant Lutheran Church	Vadnais Heights	MN	55127-7105	2024	2
07513	St Luke Lutheran Church	Cottage Grove	MN	55016-1809	2024	2

Baptisms

3H - Saint Paul Area

CongID	Congregation Name	City	State	ZIP	Data Year	Baptisms
11757	Highview Christiania Lutheran Church	Farmington	MN	55024-9236	2024	2
11876	Newport Lutheran Church	Newport	MN	55055-1657	2024	2
11919	Como Park Lutheran Church	Saint Paul	MN	55108-2300	2024	2
11970	Redeemer Lutheran Church	White Bear Lake	MN	55110-4901	2024	2
30072	Resurrection Lutheran Church	Woodbury	MN	55129-9687	2024	2
30429	Minnesota Faith Chinese Lutheran Church	Roseville	MN	55113-6923	2024	2
30824	House of Mercy Lutheran Church	Saint Paul	MN	55104-3808	2024	2
03062	Spring Lake Lutheran Church	North Branch	MN	55056-0958	2024	1
03066	Calvary Lutheran Church	Stanchfield	MN	55080-5275	2024	1
03086	Faith Lutheran Church	Saint Paul	MN	55103-1909	2024	1
11877	Atonement Lutheran Church	New Brighton	MN	55112-1706	2024	1
11916	Bethlehem Lutheran Church	Saint Paul	MN	55104-3808	2024	1
11923	Immanuel Lutheran Church	Saint Paul	MN	55105-1959	2024	1
11932	St Anthony Park Lutheran Church	Saint Paul	MN	55108-1735	2024	1
11971	Christ The King Lutheran Church	White Bear Lake	MN	55110-3309	2024	1
20144	Cross Lutheran Church	Maplewood	MN	55109-3618	2024	1
20146	Pilgrim Lutheran Church	Saint Paul	MN	55105-1646	2024	1
30028	Living Waters Lutheran Church	Lino Lakes	MN	55014-1364	2024	1
03036	Christ The King Lutheran Church	New Brighton	MN	55112-6533	2024	0
03038	Cross Of Glory Lutheran Church	Mounds View	MN	55112-1449	2024	0
03050	First Lutheran Church	Harris	MN	55032-0008	2024	0
03081	Arlington Hills Lutheran Church	Saint Paul	MN	55106-2540	2024	0
03088	Galilee Lutheran Church	Roseville	MN	55113-6923	2024	0

Baptisms

3H - Saint Paul Area

CongID	Congregation Name	City	State	ZIP	Data Year	Baptisms
03091	Holy Cross Lutheran Church	Oakdale	MN	55128-6137	2024	0
03101	Bethesda Lutheran Church	Inver Grove Heights	MN	55076-1138	2024	0
07165	House Of Prayer Lutheran Church	Oakdale	MN	55128-2901	2024	0
11924	Lakeview Lutheran Church	Maplewood	MN	55109-1012	2024	0
11933	St Luke Lutheran Church	Saint Paul	MN	55116-2727	2024	0
11937	Salem Lutheran Church	West St Paul	MN	55118-1409	2024	0
11940	Zion Lutheran Church				2024	0
16241	Amazing Grace Lutheran Church	Inver Grove Heights	MN	55077-2702	2024	0
20147	Lutheran Church Of The Redeemer	Saint Paul	MN	55103-2413	2024	0
20148	Lutheran Church Of The Resurrection	Roseville	MN	55113-1935	2024	0

Congregation Reports

**Evangelical Lutheran Church in America
Name and Address Summary Report as of December 31, 2024**

3H Saint Paul Area Synod, ELCA

Cong ID	Congregation Name	Lang Codes	Location Address	City, State	Ministers	Year Orgn	Bapt Mbrs	Conf Mbrs	Avg Atnd On-site	Avg Atnd Online
Conference: 01 East Central										
03075	Memorial	EN	15730 Afton Blvd S	Afton, MN	Karen L. Treat	1882	602	602	55	6
03076	Bethlehem	EN	490 4th St N	Bayport, MN	Amy L. Vigesaa	1944	332	315	66	9
11796	Christ	EN	11194 36th St N	Lake Elmo, MN	Jeanne M. Hartfield	1861	349	194	101	72
03078	St Andrew's	EN	900 Stillwater Rd	Mahtomedi, MN	Michael D. Carlson Brian J. Norsman Mabeth S. Breckenridge Amy M. Mihelich Smith John E. Swanson	1922	10,419	8,499	1,556	1,830
03084	Beaver Lake	EN	2280 Stillwater Ave E	Maplewood, MN	Tammy L. Wilkinson	1953	99	97	38	0
20144	Cross	EN	1945 Prosperity Rd	Maplewood, MN	Scott R. Simmons	1939	280	274	45	130
20145	Gethsemane	EN	2410 Stillwater Rd E	Maplewood, MN		1939	573	454	125	80
11924	Lakeview	EN	1194 County Road C E	Maplewood, MN		1933	35	35	25	6
03058	Christ	EN	150 5th St	Marine On Saint Croix, MN	Joel P. Martin Hannah G. Bartos	1872	814	750	250	125
03079	St Mark's Evangelical	EN	2499 Helen St N	North St Paul, MN	David L. Bjorklund Katherine C. Lindberg	1890	1,057	856	215	53
03091	Holy Cross	EN	6355 10th St N	Oakdale, MN	Meredith A. McGrath	1962	156	150	51	19
07165	House Of Prayer	EN	6039 40th St N	Oakdale, MN	Ann M. Langseth	1967	168	134	65	128
11952	Our Savior's	EN	1616 Olive St W	Stillwater, MN	Karna M. Moskalik	1858	763	590	260	210
11953	St Paul	EN	609 5th St S	Stillwater, MN	Nathan L. Baker-Trinity Glen M. Bickford	1870	381	292	76	65
03103	Trinity	EN	115 4th St N	Stillwater, MN	Christine M. Bellefeuille Peter J. Weston Miller	1871	2,475	2,281	231	0
03106	Christ The Servant	EN	3676 Centerville Rd	Vadnais Heights, MN	Jonathan H. Yurk	1966	307	250	68	12
11971	Christ The King	EN	1660 Birch Lake Ave	White Bear Lake, MN	Rebecca S. Sullivan	1960	650	534	65	11
11970	Redeemer	EN	3770 Bellaire Ave	White Bear Lake, MN	Daniel J. Streeper	1958	483	483	125	0
03105	St Stephen	EN	1965 County Road E E	White Bear Lake, MN	James A. Muske Julia A. Thompson	1955	869	612	104	65
Conference Totals:							20,812	17,402	3,521	2,821

**Evangelical Lutheran Church in America
Name and Address Summary Report as of December 31, 2024**

3H Saint Paul Area Synod, ELCA

Cong ID	Congregation Name	Lang Codes	Location Address	City, State	Ministers	Year Orgn	Bapt Mbrs	Conf Mbrs	Avg Atnd On-site	Avg Atnd Online
Conference: 02 North Central										
11733	Our Savior's Lutheran Church Of Circle Pines	EN	9185 Lexington Ave N	Circle Pines, MN	Leland A. Armbright Susan Modrow	1947	1,970	713	162	176
03016	St Mark	EN	1 North Rd	Circle Pines, MN	Jennifer J. Hackbarth	1954	193	177	72	76
30028	Living Waters	EN	865 Birch St	Lino Lakes, MN	Ivy L. Huston	1989	286	259	63	4
11864	Abiding Savior	EN	8211 Red Oak Dr	Mounds View, MN	Ryan D. Brodin Kaitlyn R. Hendrikson	1939	2,542	1,625	230	200
03038	Cross Of Glory	EN	5472 Adams St	Mounds View, MN	Cassandra K. Nault	1955	105	94	48	22
11877	Atonement	EN	1980 Silver Lake Rd NW	New Brighton, MN	Cassandra K. Nault Bradley M. Mills	1961	80	72	40	22
03036	Christ The King	EN	1900 7th St NW	New Brighton, MN	Sonja M. Hagander Sarah C. Anderson	1961	1,257	925	152	87
03088	Galilee	EN	145 McCarrons Blvd N	Roseville, MN	Sharon F. Kelly	1960	254	206	40	0
20148	Lutheran Church Of The Resurrection	EN	3115 Victoria St N	Roseville, MN	Sarah M. Friesen-Carper Gary B. Butler	1947	262	220	92	26
11929	Prince Of Peace	EN	2561 Victoria St N	Roseville, MN		1957	448	368	127	92
11930	Roseville	EN	1215 Roselawn Ave W	Roseville, MN	Kent C. Gubrud Marty L. Wyatt Victoria A. Remer	1942	2,175	2,074	290	120
03098	St Michael	EN	1660 County Road B W	Roseville, MN	Ali C. Ferin Bradley A. Froslee	1953	659	569	207	80
03093	Incarnation	EN	4880 Hodgson Rd	Saint Paul, MN	Kai M. Nilsen Joy L. McDonald Coltvvet	1962	3,546	2,579	532	360
03107	Shepherd Of The Hills	EN	3920 Victoria St N	Shoreview, MN	Renee E. Patterson Tashina J. Good	1966	664	664	197	15
Conference Totals:							14,441	10,545	2,252	1,280

**Evangelical Lutheran Church in America
Name and Address Summary Report as of December 31, 2024**

3H Saint Paul Area Synod, ELCA

Cong ID	Congregation Name	Lang Codes	Location Address	City, State	Ministers	Year Orgn	Bapt Mbrs	Conf Mbrs	Avg Atnd On-site	Avg Atnd Online
Conference: 03 North										
03039	Immanuel	EN	37515 Park Trl	Almelund, MN	Justin R. Fenger	1887	498	5	85	0
03044	Chisago Lake	EN	1 Summit Ave	Center City, MN	Brian C. King	1854	665	545	142	292
03045	Zion Evangelical	EN	28005 Old Towne Rd	Chisago City, MN	Sarah L. Kerkes	1874	502	373	85	172
03048	Faith	EN	886 N Shore Dr	Forest Lake, MN	John M. Klawiter Jeannine P. Joygaard	1888	1,557	1,110	235	485
11759	Hosanna	EN	9300 Scandia Trl N	Forest Lake, MN	Linda J. Friesen	1974	535	316	117	62
03050	First	EN	6491 438th St	Harris, MN	Vicki L. VanderVegt	1891	76	76	15	10
03051	Fish Lake	EN	43353 Cedarcrest Trl	Harris, MN	Teleen M. Saunders LaDonna M. Olson	1867	409	222	59	41
03057	Trinity	EN	13025 Newell Ave	Lindstrom, MN	Eric S. Nelson	1901	1,115	1,115	135	100
03062	Spring Lake	EN	8440 Erickson Rd NE	North Branch, MN	Vicki L. VanderVegt	1874	224	208	33	10
03063	Trinity	EN	38460 Lincoln Trl	North Branch, MN	Paul F. Cannon	1887	1,060	750	138	235
03065	First Evangelical	EN	1000 S Jay Ave	Rush City, MN	Amanda B. Truchinski	1876	774	407	76	10
03069	Elim	EN	20971 Olinda Trl N	Scandia, MN	Seth J. Perry	1854	798	704	172	92
03066	Calvary	EN	600 Rush Point Dr	Stanchfield, MN	Vicki L. VanderVegt	1870	400	370	62	21
03074	First Evangelical	EN	561 Chestnut St	Taylors Falls, MN	Dwight E. Rudquist	1860	386	155	48	60
20149	St Paul	EN	5879 Wyoming Trl	Wyoming, MN	Dale R. Stiles Carrie J. Stiles	1868	185	148	100	18
Conference Totals:							9,184	6,504	1,502	1,608

**Evangelical Lutheran Church in America
Name and Address Summary Report as of December 31, 2024**

3H Saint Paul Area Synod, ELCA

Cong ID	Congregation Name	Lang Codes	Location Address	City, State	Ministers	Year Orgn	Bapt Mbrs	Conf Mbrs	Avg Atnd On-site	Avg Atnd Online
Conference: 04 South Central										
30143	Peace	EN	1744 Walnut St	Lauderdale, MN	David J. Greenlund	1932	147	120	25	7
30429	Minnesota Faith Chinese	MA EN	145 McCarrons Blvd N	Roseville, MN		1996	69	63	35	0
03081	Arlington Hills	EN	1115 Greenbrier St	Saint Paul, MN		1909	136	136	40	96
11916	Bethlehem	EN	436 Roy St N	Saint Paul, MN	Kirsten L. Fryer	1910	90	76	40	9
11918	Christ Lutheran Church On Capitol Hill	EN SP TG CA	105 University Ave W	Saint Paul, MN		1868	260	247	60	50
11919	Como Park	EN	1376 Hoyt Ave W	Saint Paul, MN	Martin R. Ericson	1926	388	296	98	18
03086	Faith	EN	499 Charles Ave	Saint Paul, MN	Caroline R. Harthun- Wooldridge	1914	721	721	29	6
03087	First	EN	464 Maria Ave	Saint Paul, MN	Christine A. Olson Bingea	1854	367	340	58	0
03089	Gloria Dei	EN	700 Snelling Ave S	Saint Paul, MN	Bradley E. Schmeling Lois A. Pallmeyer Jodi D. Houge Ashley H. Tangen- Greenwood	1908	2,288	1,257	360	165
11921	Grace	EN	1730 Old Hudson Rd	Saint Paul, MN	Karen P. Williams	1917	305	250	65	60
03090	Gustavus Adolphus	EN	1669 Arcade St	Saint Paul, MN	John S. Hierlinger Ruthie S. Mhanga	1889	1,018	670	130	89
30128	Hmong Central	HM EN	301 Fuller Ave	Saint Paul, MN	Nouk P. Vagh	1994	126	126	75	0
30824	House of Mercy	EN	436 Roy St N	Saint Paul, MN		2014	176	157	62	7
11923	Immanuel	EN	104 Snelling Ave S	Saint Paul, MN	Cynthia C. Bullock	1871	470	447	102	119
20147	Lutheran Church Of The Redeemer	EN	285 Dale St N	Saint Paul, MN	James E. Erlandson	1890	259	166	42	23
03096	Our Redeemer	EN	1390 Larpenteur Ave E	Saint Paul, MN	Christine A. Wenzel	1952	255	2	57	30
20146	Pilgrim	EN	1935 St Clair Ave	Saint Paul, MN	Jennifer J. Rome	1921	495	370	116	28
11932	St Anthony Park	EN	2323 Como Ave	Saint Paul, MN	Edward D. Ruen Jill C. Rode	1902	435	317	130	125
11933	St Luke	EN	1807 Field Ave	Saint Paul, MN	Bristol H. Reading	1913	89	80	42	9
07497	St Paul-Reformation	EN SP HS	100 Oxford St N	Saint Paul, MN	Patrick H. Shebeck Stacie M. Lightner	1883	423	300	110	30
11936	St Timothy	EN	1465 Victoria St N	Saint Paul, MN	Hans M. Jorgensen Elisabeth G. Spitz	1952	984	814	110	22
03100	Zion	EN	1697 Lafond Ave	Saint Paul, MN	John C. Marboe	1890	116	111	35	11
30897	Eternal Flame	HM EN	3676 Centerville Rd	Vadnais Heights, MN	Jua J. Her	2010	317	317	50	200
Conference Totals:							9,934	7,383	1,871	1,104

Code Key:

* = 2024 data not available as of report run date

**Evangelical Lutheran Church in America
Name and Address Summary Report as of December 31, 2024**

3H Saint Paul Area Synod, ELCA

Cong ID	Congregation Name	Lang Codes	Location Address	City, State	Ministers	Year Orgn	Bapt Mbrs	Conf Mbrs	Avg Atnd On-site	Avg Atnd Online
Conference: 05 Southeast										
11939	All Saints	EN	8100 Belden Blvd	Cottage Grove, MN	Jules R. Erickson Wesley A. Kimball	1966	682	519	114	84
07513	St Luke	EN	7000 Hinton Ave S	Cottage Grove, MN	Keith A. Long	1978	1,701	500	82	10
11940	Zion	EN	8100 Belden Blvd	Cottage Grove, MN	Steven E. Biedermann	1964	128	107	41	157
16241	Amazing Grace	EN	7160 S Robert Trl	Inver Grove Heights, MN	Timothy G. Maybee	1979	296	205	64	29
03101	Bethesda	EN	2855 47th St E	Inver Grove Heights, MN	Mathilda M. Novak	1894	226	2	57	8
03102	Good Shepherd	EN	7600 Cahill Ave	Inver Grove Heights, MN	Leesa M. Soderlind Courtney K. Steitz	1960	2,078	1,832	210	39
11928	Lutheran Church Of Peace	EN	47 Century Ave S	Maplewood, MN	Elizabeth A. Eide	1956	290	286	94	38
11876	Newport	EN	900 15th St	Newport, MN	Susan P. Gravelle	1938	306	275	79	16
11946	Luther Memorial	EN	315 15th Ave N	South St Paul, MN	Patrick E. Joiner	1892	495	391	83	30
03083	Augustana	EN	1400 Robert St S	West St Paul, MN	Jason A. Bryan-Wegner Stephanie E. Anderson	1907	1,971	1,971	481	278
11937	Salem	EN	11 Bernard St W	West St Paul, MN	Aaron G. Holmgren	1892	263	241	57	50
11967	St Stephen	EN	1575 Charlton St	West St Paul, MN	John D. Snider Timothy P. Thompson	1882	649	471	80	534
07622	King of Kings	EN	1583 Radio Dr	Woodbury, MN	Jonathan H. Larson Amelia M. Houdek	1981	3,912	3,912	599	323
30072	Resurrection	EN	9925 Bailey Rd	Woodbury, MN	Brice D. Bloxham Marie A. Baker	1998	605	369	144	71
Conference Totals:							13,602	11,081	2,185	1,667

**Evangelical Lutheran Church in America
Name and Address Summary Report as of December 31, 2024**

3H Saint Paul Area Synod, ELCA

Cong ID	Congregation Name	Lang Codes	Location Address	City, State	Ministers	Year Orgn	Bapt Mbrs	Conf Mbrs	Avg Atnd On-site	Avg Atnd Online
Conference: 06 South										
03225	Christus Victor	EN	7510 Palomino Dr	Apple Valley, MN	Andrew W. Tengwall	1967	348	313	111	42
11908	Grace	EN	7800 W County Road 42	Apple Valley, MN	Sarah W. Rohde Reed N. Fowler	1965	777	587	150	319
16200	Shepherd Of The Valley	EN	12650 Johnny Cake Ridge Rd	Apple Valley, MN	Lindsey M. Bina Peter J. Harrits Julie J. Wright Robert S. Carlson Mark J. Ertl	1981	8,173	5,194	863	229
11721	Prince of Peace	EN	13801 Fairview Dr	Burnsville, MN	Paul C. Dean Sarah J. Fike-Payne	1964	5,334	4,393	745	800
03159	St James	EN	3650 Williams Dr	Burnsville, MN	Jennifer M. McLellan	1939	489	397	141	176
07803	All Saints	EN	3810 Lexington Ave S	Eagan, MN	Wendy M. Steger	1988	206	163	94	0
07364	Easter	EN	4200 Pilot Knob Rd	Eagan, MN	Megan L. Torgerson Erik P. Sevig Kevin D. Bergeson Hans C. Vigesaa	1974	2,905	2,152	540	341
11727	Mount Calvary	EN	3930 Rahn Rd	Eagan, MN	Thomas E. Jenkins Kelli M. Weiss	1960	553	553	229	86
11758	Farmington	EN	20600 Akin Rd	Farmington, MN	Benjamin A. Eisele Kristen J. Eisele	1932	2,465	1,355	345	60
11757	Highview Christiania	EN	26690 Highview Ave	Farmington, MN	Amy E. Johnson	1859	340	1	73	10
03077	Our Saviour's	EN	400 9th St W	Hastings, MN	Lloyd L. Menke Nestor J. Rova-Hegener Karen R. Behling	1871	2,488	1,207	327	115
11775	St Philip	EN	1401 15th St W	Hastings, MN	Gregory A. Geier	1967	889	639	150	58
11797	Christiania	EN	26691 Pillsbury Ave	Lakeville, MN	Jon C. Rhodes Joy B. Knoppel	1857	927	818	185	89
30027	Family Of Christ	EN	10970 185th St W	Lakeville, MN	Brent J. Erler	1990	399	348	98	22
30278	Lord Of Life	EN	16200 Dodd Ln	Lakeville, MN	James J. Thompson	1997	767	459	95	45
03129	St John's Evangelical	EN	20165 Heath Ave	Lakeville, MN	Kimberly M. Kylo Nathan Lyke	1914	1,400	1,064	338	46
11901	St Mark's	EN	PO Box 206	Randolph, MN	Lue B. Moua	1945	395	320	66	25
Conference Totals:							28,855	19,963	4,550	2,463
Synod Totals:							96,828	72,878	15,881	10,943

Code Key:

* = 2024 data not available as of report run date

Evangelical Lutheran Church in America
Name and Address Summary Report as of December 31, 2024

Language Codes:

Amharic [AM]	Cherokee [CK]	Finnish [FI]	Inupiat [IP]	Maban [MB]	Portuguese [PR]	Taiwanese [TI]
Anyuak [AN]	Creole [CL]	French [FR]	Japanese [JA]	Mandarin [MA]	Sign [SI]	Tamil [TM]
Arabic [AB]	Czech [CZ]	German [GE]	Kiswahil [KI]	Navajo [NV]	Slovak [SL]	Telugu [TE]
Batak [BA]	Danish [DA]	Haitian [HA]	Korean [KO]	Norwegian [NO]	Spanish [SP]	Thai [TH]
Burmese [BU]	Dinka [DI]	Hmong [HM]	Lakotah [LK]	Nuer [NU]	Swahili [SA]	Tigrinya [TG]
Cambodian [CA]	English [EN]	Hungarian [HG]	Lao [LS]	Oromo [OR]	Swedish [SW]	Ukrainian [UK]
Cantonese [CH]	Estonian [ES]	Indonesian [ID]	Latvian [LA]	Paiute [PT]	Tagalog [TA]	Urdu [UR]
						Vietnamese [VI]

Code Key:

* = 2024 data not available as of report run date

3H Saint Paul Area Synod, ELCA

Cong ID	Congregation Name and City	Regular Giving	Total Receipts	Total Assets	Total Indebtedness	Current Operating Expenses	Mission Support	Non-Mission Support	Total Disbursements
Conference: 01 East Central									
03075	Memorial, Afton	255,853	264,385	2,531,207	0	250,308	5,788	5,000	261,096
03076	Bethlehem, Bayport	242,745	309,993	2,461,712	98,042	308,450	8,820	6,973	357,005
11796	Christ, Lake Elmo	397,573	946,530	5,012,681	449,369	359,597	15,000	61,567	778,927
03078	St Andrew's, Mahtomedi	5,269,149	12,036,687	22,621,037	884,891	4,818,178	38,310	144,934	9,129,967
03084	Beaver Lake, Maplewood	131,852	224,318	128,151	0	199,150	4,000	12,519	327,627
20144	Cross, Maplewood	125,722	266,062	4,805,179	0	225,160	4,500	35,500	287,160
20145	Gethsemane, Maplewood	399,175	763,232	6,560,578	924,481	791,928	2,000	10,045	898,676
11924	Lakeview, Maplewood	109,819	183,778	2,156,503	0	150,221	1,225	7,735	164,281
03058	Christ, Marine On Saint Croix	661,478	898,832	6,601,235	0	721,855	20,000	43,946	791,240
03079	St Mark's Evangelical, North St Paul	526,935	862,240	3,538,843	123,872	606,994	23,501	55,828	941,261
03091	Holy Cross, Oakdale	208,443	318,662	179,055	70,000	167,264	2,204	1,525	336,541
07165	House Of Prayer, Oakdale	272,027	325,247	1,801,937	109,177	277,477	26,713	26,850	331,040
11952	Our Savior's, Stillwater	797,641	988,983	4,570,327	10,823	694,119	27,000	74,662	999,237
11953	St Paul, Stillwater	212,766	810,511	5,752,792	129,630	716,762	3,000	151,282	983,550
03103	Trinity, Stillwater	1,314,394	2,001,558	5,191,310	1,922,708	1,529,725	34,000	54,255	1,774,811
03106	Christ The Servant, Vadnais Heights	175,940	236,978	1,381,852	0	179,386	22,555	6,300	232,554
11971	Christ The King, White Bear Lake	273,277	292,812	6,549,306	127,522	274,794	10,500	16,899	319,226
11970	Redeemer, White Bear Lake	448,298	575,610	4,137,887	490,207	543,976	0	20,002	1,046,678
03105	St Stephen, White Bear Lake	382,709	505,494	2,580,568	57,210	345,686	12,000	8,500	484,039
	Conference Totals	\$12,205,796	\$22,811,912	\$88,562,160	\$5,397,932	\$13,161,030	\$261,116	\$744,322	\$20,444,916
Conference: 02 North Central									
11733	Our Savior's Lutheran Church Of Circle Pines, Circle Pines	626,007	950,119	2,613,339	0	604,117	0	21,933	795,644
03016	St Mark, Circle Pines	249,967	319,608	3,303,739	56,257	208,038	14,969	12,615	282,475
30028	Living Waters, Lino Lakes	252,333	348,423	1,076,715	573,089	246,628	1,000	2,420	310,060
11864	Abiding Savior, Mounds View	555,842	694,951	5,000,971	157,655	537,404	23,500	29,255	632,038
03038	Cross Of Glory, Mounds View	123,343	201,184	3,064,972	134,512	142,293	3,600	459	202,972
11877	Atonement, New Brighton	194,424	366,534	3,422,692	91,858	264,030	4,500	4,653	307,024
03036	Christ The King, New Brighton	969,055	1,335,884	18,734,012	150,718	977,399	50,000	38,348	1,214,732
03088	Galilee, Roseville	186,849	236,589	344,940	0	181,603	7,819	10,510	199,932
20148	Lutheran Church Of The Resurrection, Roseville	433,551	502,853	2,084,539	1,149,256	386,850	32,150	15,276	719,218
11929	Prince Of Peace, Roseville	471,004	659,353	1,094,721	0	463,922	23,552	89,948	633,716
11930	Roseville, Roseville	1,250,274	1,611,196	5,699,024	0	1,365,963	16,002	18,348	1,400,313
03098	St Michael, Roseville	748,787	1,632,870	3,282,629	607,738	761,472	80,000	58,622	1,229,382
03093	Incarnation, Saint Paul	2,002,166	4,318,327	26,135,994	1,709,714	2,113,070	91,300	46,000	2,555,470

Evangelical Lutheran Church in America
Form A - Congregation Finances as of December 31, 2024

3H Saint Paul Area Synod, ELCA

Cong ID	Congregation Name and City	Regular Giving	Total Receipts	Total Assets	Total Indebtedness	Current Operating Expenses	Mission Support	Non-Mission Support	Total Disbursements
03107	Shepherd Of The Hills, Shoreview	804,012	1,612,967	6,536,226	2,228,401	812,879	11,000	26,067	1,608,334
	Conference Totals	\$8,867,614	\$14,790,858	\$82,394,513	\$6,859,198	\$9,065,668	\$359,392	\$374,454	\$12,091,310

Conference: 03 North

03039	Immanuel, Almelund	226,415	318,657	3,851,416	0	199,639	0	14,601	269,774
03044	Chisago Lake, Center City	487,934	690,297	5,764,639	0	438,357	0	0	438,357
03045	Zion Evangelical, Chisago City	362,352	462,485	5,046,508	446,230	364,046	10,150	821	472,537
03048	Faith, Forest Lake	960,587	1,116,605	9,301,282	1,741,663	775,176	31,080	31,638	1,096,299
11759	Hosanna, Forest Lake	466,978	588,909	11,749,268	1,301,550	413,381	57,311	0	772,137
03050	First, Harris	41,972	41,972	1,079,797	0	38,170	1,209	3,200	42,579
03051	Fish Lake, Harris	211,985	217,916	604,456	0	203,048	2,500	1,200	215,748
03057	Trinity, Lindstrom	418,946	623,956	4,945,110	0	511,840	27,000	77,043	692,677
03062	Spring Lake, North Branch	118,388	118,388	4,314,840	0	121,754	3,000	17,368	142,122
03063	Trinity, North Branch	410,097	802,964	15,644,849	0	607,014	56,403	35,365	755,921
03065	First Evangelical, Rush City	181,907	295,747	2,985,576	0	330,953	1,875	2,565	335,393
03069	Elim, Scandia	536,578	1,154,913	22,884,231	0	525,763	28,642	69,475	916,269
03066	Calvary, Stanchfield	83,500	176,720	1,304,146	0	187,657	7,011	2,592	197,260
03074	First Evangelical, Taylors Falls	135,482	169,479	487,765	0	128,525	4,200	1,965	196,690
20149	St Paul, Wyoming	202,940	277,943	854,359	145,496	252,271	2,000	2,000	320,207
	Conference Totals	\$4,846,061	\$7,056,951	\$90,818,242	\$3,634,939	\$5,097,594	\$232,381	\$259,833	\$6,863,970

Conference: 04 South Central

30143	Peace, Lauderdale	122,727	139,827	2,323,900	0	160,594	5,900	950	167,444
30429	Minnesota Faith Chinese, Roseville	50,000	133,000	0	0	60,000	0	0	60,000
03081	Arlington Hills, Saint Paul	192,269	461,102	5,916,120	1,563	488,456	8,000	88,542	584,998
11916	Bethlehem, Saint Paul	273,590	414,630	6,285,860	0	169,229	3,456	14,000	255,819
11918	Christ Lutheran Church On Capitol Hill, Saint Paul	181,984	587,803	9,255,582	234,035	343,974	13,000	33,275	606,877
11919	Como Park, Saint Paul	638,190	1,180,222	17,271,898	122,787	634,032	41,440	145,490	956,555
03086	Faith, Saint Paul	56,390	114,030	3,771,400	0	329,649	0	0	329,649
03087	First, Saint Paul	155,000	564,000	4,460,000	0	555,000	4,500	0	606,500
03089	Gloria Dei, Saint Paul	1,463,663	2,138,192	14,042,894	1,960,582	1,706,335	97,020	70,974	2,205,614
11921	Grace, Saint Paul	180,798	947,121	7,193,671	0	276,648	9,000	7,546	331,194
03090	Gustavus Adolphus, Saint Paul	559,739	1,071,136	11,184,644	256,924	782,797	21,628	47,829	1,019,102
30128	Hmong Central, Saint Paul	55,000	77,000	0	0	75,000	800	0	75,800
30824	House of Mercy, Saint Paul	152,509	152,509	11,000	0	182,140	0	0	182,140

Evangelical Lutheran Church in America
Form A - Congregation Finances as of December 31, 2024

3H Saint Paul Area Synod, ELCA

Cong ID	Congregation Name and City	Regular Giving	Total Receipts	Total Assets	Total Indebtedness	Current Operating Expenses	Mission Support	Non-Mission Support	Total Disbursements
11923	Immanuel, Saint Paul	450,858	608,653	4,615,371	0	484,494	14,772	23,259	522,675
20147	Lutheran Church Of The Redeemer, Saint Paul	223,858	349,520	2,413,816	8,190	298,164	850	5,693	332,033
03096	Our Redeemer, Saint Paul	284,968	362,962	2,524,203	323,322	257,963	4,000	6,288	318,359
20146	Pilgrim, Saint Paul	430,605	729,254	5,062,728	64,195	473,922	23,150	18,848	551,125
11932	St Anthony Park, Saint Paul	727,811	727,811	0	0	674,053	33,192	0	707,245
11933	St Luke, Saint Paul	116,287	156,623	5,952,448	0	147,901	2,700	2,285	152,886
07497	St Paul-Reformation, Saint Paul	400,000	479,000	1,050,000	235,000	470,000	13,000	47,000	580,000
11936	St Timothy, Saint Paul	486,000	539,900	4,467,498	0	454,380	38,000	43,964	536,344
03100	Zion, Saint Paul	107,000	148,600	821,000	0	115,000	3,504	350	118,854
30897	Eternal Flame, Vadnais Heights	51,942	75,099	25,000	0	57,106	2,000	0	59,106
	Conference Totals	\$7,361,188	\$12,157,994	\$108,649,033	\$3,206,598	\$9,196,837	\$339,912	\$556,293	\$11,260,319

Conference: 05 Southeast

11939	All Saints, Cottage Grove	481,829	559,757	5,134,434	151,448	511,772	17,019	19,869	566,975
07513	St Luke, Cottage Grove	308,032	308,032	0	0	500,300	20,000	0	520,300
11940	Zion, Cottage Grove	151,414	206,609	1,313,563	0	191,715	0	0	191,715
16241	Amazing Grace, Inver Grove Heights	301,361	315,764	2,898,430	147,500	303,369	12,488	9,091	424,948
03101	Bethesda, Inver Grove Heights	173,707	296,470	10,170,532	294,539	199,884	1,500	8,204	245,872
03102	Good Shepherd, Inver Grove Heights	596,348	650,938	4,302,991	1,965,086	468,167	25,000	10,000	672,319
11928	Lutheran Church Of Peace, Maplewood	285,030	325,532	214,153	0	244,413	23,900	1,500	269,813
11876	Newport, Newport	268,674	338,723	3,062,799	0	237,998	7,008	5,691	250,697
11946	Luther Memorial, South St Paul	248,935	339,464	6,752,065	724,080	336,244	6,600	6,328	391,832
03083	Augustana, West St Paul	1,513,133	1,925,327	29,043,472	0	1,473,913	112,666	300,720	1,983,342
11937	Salem, West St Paul	233,688	272,458	7,373,636	0	259,765	8,500	24,738	293,003
11967	St Stephen, West St Paul	416,879	826,571	13,686,302	0	496,894	12,000	27,079	627,554
07622	King of Kings, Woodbury	2,028,530	2,146,718	12,202,000	2,744,932	1,670,738	30,000	97,000	2,114,179
30072	Resurrection, Woodbury	610,140	638,812	3,102,272	994,894	452,651	0	21,207	624,806
	Conference Totals	\$7,617,700	\$9,151,175	\$99,256,649	\$7,022,479	\$7,347,823	\$276,681	\$531,427	\$9,177,355

Conference: 06 South

03225	Christus Victor, Apple Valley	542,094	579,581	4,008,036	399,754	577,974	11,373	20,131	671,163
11908	Grace, Apple Valley	1,036,993	1,114,357	6,965,046	1,760,016	882,392	30,000	7,814	1,177,990
16200	Shepherd Of The Valley, Apple Valley	2,422,190	3,057,857	1,438,632	586,194	2,465,488	33,000	50,951	2,788,346
11721	Prince of Peace, Burnsville	3,013,651	3,745,866	22,603,018	3,030,775	3,949,168	5,000	20,360	4,195,488
03159	St James, Burnsville	440,570	479,717	4,326,163	0	429,985	18,300	16,598	516,883
07803	All Saints, Eagan	252,573	294,141	5,786,540	154,794	258,636	7,000	40,000	391,448

**Evangelical Lutheran Church in America
Form A - Congregation Finances as of December 31, 2024**

3H Saint Paul Area Synod, ELCA

Cong ID	Congregation Name and City	Regular Giving	Total Receipts	Total Assets	Total Indebtedness	Current Operating Expenses	Mission Support	Non-Mission Support	Total Disbursements
07364	Easter, Eagan	3,852,480	4,151,663	12,276,155	1,657,771	1,790,622	71,300	119,044	4,083,786
11727	Mount Calvary, Eagan	624,499	690,197	3,564,975	294,992	620,028	15,612	5,951	761,246
11758	Farmington, Farmington	864,918	891,651	4,462,447	831,652	774,473	15,600	1,000	918,933
11757	Highview Christiania, Farmington	158,236	213,931	7,112,415	0	167,426	3,600	27,953	220,537
03077	Our Saviour's, Hastings	1,007,043	1,306,136	8,011,701	0	1,044,751	48,071	69,488	1,276,435
11775	St Philip, Hastings	644,558	922,629	6,860,792	1,679,288	654,716	45,487	34,446	1,130,849
11797	Christiania, Lakeville	520,198	729,983	282,322	0	550,424	17,500	61,859	984,230
30027	Family Of Christ, Lakeville	362,676	421,561	4,096,487	0	285,390	12,000	45,224	442,022
30278	Lord Of Life, Lakeville	258,730	1,058,730	1,643,000	900,500	149,500	1,400	2,200	1,065,600
03129	St John's Evangelical, Lakeville	795,133	821,303	6,541,877	988,165	575,869	16,000	66,873	779,870
11901	St Mark's, Randolph	103,129	228,143	2,037,720	0	135,072	5,000	5,000	207,608
	Conference Totals	\$16,899,671	\$20,707,446	\$102,017,326	\$12,283,901	\$15,311,914	\$356,243	\$594,892	\$21,612,434
	Synod Totals	\$57,798,030	\$86,676,336	\$571,697,923	\$38,405,047	\$59,180,866	\$1,825,725	\$3,061,221	\$81,450,304

3H Saint Paul Area Synod, ELCA

Summary of Membership Statistics Totals -- End of Year	2023	2024	Change	Percent	Analysis of Attendance	2023	2024
Congregations	102	102	0	0.00	Avg. # weeks congregations worshipped (on-site)	51	51
Congregations - Organized	102	102	0	0.00	Avg. # weeks congregations worshipped (online)	47	47
Congregations - Under Development	0	0	0	----	Total avg. weekly worship attendance (on-site)	15,346	15,881
Congregations - Filed Form A	100	102	2	2.00	Total avg. weekly worship attendance (online)	10,309	10,943
Baptized Members	98,796	96,828	-1,968	-1.99	Avg. att. per congregation (on-site)	150	156
Average Baptized Members per Congregation	969	949	-19	-1.99	Avg. att. per congregation (online)	113	118
Confirmed Members	76,837	72,878	-3,959	-5.15	Average att. as a percentage of baptized membership (on-site)	15.53	16.40
Average Confirmed Members per Congregation	753	714	-39	-5.15	Average att. as a percentage of baptized membership (online)	10.43	11.30
Analysis of Membership Gains and Losses							
Baptized Members -- Received							
By Baptism - Children Under Age 16	779	743	-36	-4.62			
By Baptism - Adults Age 16 and Older	67	45	-22	-32.84			
By Affirmation of Faith	708	645	-63	-8.90			
By Transfer	601	535	-66	-10.98			
From Other Sources and Stat Adjs	347	362	15	4.32			
Baptized Members -- Total Received	2,502	2,330	-172	-6.87			
Baptized Members -- Removed							
By Death	809	819	10	1.24			
By Transfer	495	301	-194	-39.19			
For Other Reasons and Stat Adjs	2,713	3,442	729	26.87			
Baptized Members -- Total Removed	4,017	4,562	545	13.57			
Baptized Members Confirmed	785	739	-46	-5.86			
Active Participants	59,389	59,145	-244	-0.41			

3H Saint Paul Area Synod, ELCA

Summary of Financial Statistics	2023	2024	Change	Percent	Statistical Analysis	
Totals -- End of Year					Averages per Congregation Reporting	
Total Receipts	80,241,047	86,676,336	6,435,289	8.02	Total Receipts (/102)	849,768.00
Total Disbursements **	78,361,503	81,450,304	3,088,801	3.94	Total Disburse (/102)	798,532.39
Total Indebtedness on Dec 31	43,855,372	38,405,047	-5,450,325	-12.43	Total Indebtedness (/54)	711,204.57
Projected Mission Support	3,326,224	1,988,457	-1,337,767	-40.22		
Average Total Giving / Bapt Member	678.60	734.97	56.37	8.31	Percent Congs With No Debt	47.06
Average Total Giving / Conf Member	872.54	976.51	103.97	11.92		
Detail of Financial Statistics - Receipts						
Regular Giving	56,035,808	57,798,030	1,762,222	3.14		
Designated Giving	11,007,517	13,368,108	2,360,591	21.45		
Earned Income (any source)	6,025,732	6,514,606	488,874	8.11		
Grants (any source)	794,545	849,939	55,394	6.97		
All Other Receipts	6,377,445	8,145,653	1,768,208	27.73		
Detail of Financial Statistics - Disbursements					Percent of Total Disbursements	
Current Operating Expenses	57,029,444	59,180,866	2,151,422	3.77	Current Operating Expenses	72.66
Capital Improvements	4,621,333	6,353,496	1,732,163	37.48	Capital Improvements	7.80
Payments on Debts	5,929,653	5,657,965	-271,688	-4.58	Payments on Debts	6.95
Mission Support	1,822,213	1,825,725	3,512	0.19	Mission Support	2.24
Other Synod Benevolence	1,101,543	794,446	-307,097	-27.88	Other Synod Benevolence	0.98
Other CWO Benevolence	227,418	138,150	-89,268	-39.25	Other CWO Benevolence	0.17
Benevolence - Another Country	495,825	463,901	-31,924	-6.44	Benevolence - Another Country	0.57
Benevolence - Camps	100,940	86,023	-14,917	-14.78	Benevolence - Camps	0.11
Benevolence - Campus Ministry	51,247	42,921	-8,326	-16.25	Benevolence - Campus Ministry	0.05
Benevolence - Colleges	25,500	19,300	-6,200	-24.31	Benevolence - Colleges	0.02
Benevolence - Seminaries	33,071	22,334	-10,737	-32.47	Benevolence - Seminaries	0.03
Benevolence - Social Service	655,577	523,524	-132,053	-20.14	Benevolence - Social Service	0.64
Benevolence - Direct Recipient	972,461	970,622	-1,839	-0.19	Benevolence - Direct Recipient	1.19
Subtotal Non-Mission Supt Benev	3,663,582	3,061,221	-602,361	-16.44	Subtotal Non-Mission Supt Benev	3.76
Other Expenses & Realized Losses	5,295,278	5,371,031	75,753	1.43	Other Expenses & Realized Losses	6.59

** Total Disbursements may not equal the sum of the disbursements details reported due to previous data not being included in the detail listing.

3H Saint Paul Area Synod, ELCA

Congregations Reporting Ethnic Active Participants					Percent of Congregations Reporting Ethnic Active Participants	
	2023	2024	Change	Percent		
African American/Black	55	59	4	7.27	African American/Black	57.84
African National/African Caribbean	25	24	-1	-4.00	African National/African Caribbean	23.53
American Indian/Alaska Native	23	22	-1	-4.35	American Indian/Alaska Native	21.57
Arab/Middle Eastern	7	9	2	28.57	Arab/Middle Eastern	8.82
Asian/Pacific Islander	49	61	12	24.49	Asian/Pacific Islander	59.80
Latino/Hispanic	42	43	1	2.38	Latino/Hispanic	42.16
Multiracial	47	54	7	14.89	Multiracial	52.94
White	97	93	-4	-4.12	White	91.18

Total Ethnic Active Participants					Percent Ethnic Active Participants	
	2023	2024	Change	Percent		
African American/Black	440	454	14	3.18	African American/Black	0.80
African National/African Caribbean	191	150	-41	-21.47	African National/African Caribbean	0.26
American Indian/Alaska Native	61	53	-8	-13.11	American Indian/Alaska Native	0.09
Arab/Middle Eastern	37	82	45	121.62	Arab/Middle Eastern	0.14
Asian/Pacific Islander	541	821	280	51.76	Asian/Pacific Islander	1.45
Latino/Hispanic	362	361	-1	-0.28	Latino/Hispanic	0.64
Multiracial	726	831	105	14.46	Multiracial	1.47
White	55,184	53,900	-1,284	-2.33	White	95.14

3H Saint Paul Area Synod, ELCA

(102 Congs Filed)

C31 Languages in which Liturgies are Regularly Conducted

Amharic	Estonian	Lao	Swahili
Anyuak	Finnish	Latvian	Swedish
Arabic	French	Maban	Tagalog
Batak	German	Mandarin 1	Taiwanese
Burmese	Haitian	Navajo	Tamil
Cambodian 1	Hmong 2	Norwegian	Telugu
Cantonese	Hungarian	Nuer	Thai
Cherokee	Indonesian	Oromo	Tigrinya 1
Creole	Inupiat	Paiute	Ukrainian
Czech	Japanese	Portuguese	Urdu
Danish	Kiswahili	Sign	Vietnamese
Dinka	Korean	Slovak	
English 102	Lakotah	Spanish 2	

C32 Disability Assistance Provided

Wheelchair Accessibility	95
Braille Worship Materials	1
Large Print Worship Materials	64
Assistive Hearing Devices	60
Sign Language Interpreters	2
Mental Health Ministries	25
Ministry with People with Developmental Disabilities	13
Specialized Faith Formation for Children or Adults (ADHD, autism, dyslexia, etc.)	6
No Response to Any	5