

2024

Synod Data Toolkit

Grand Canyon Synod (2D)

Office of the Secretary
December 2025



Evangelical
Lutheran Church
in America

This page intentionally left blank.

Table of Contents

03

Synod Summary

23

Baptisms by Congregation

05

Synod Trend Tables & Charts

28

Congregation Reports

18

Baptized Members, Average
Attendance, and Active
Participants

Summary of Membership, Participation, and Attendance

2D - Grand Canyon

Baptized membership has declined 30% over the past eight years, changing from 43,518 in 2017 to 30,589 in 2024. Over this same time period, the overall ELCA baptized membership decreased 23%.

Since 2017, **active participation** has shrunk 41%, moving from 42,326 to 24,788 with a drop of 3,947 in the most recent year. When looking at participation changes between 2020 and 2024 there was a 27% decrease. Since 2017, active participation in the ELCA overall has decreased by 38% (approximately 5% per year). Since 2020, active participation has decreased at a slightly slower rate of 16% (approximately 4% per year).

In-person worship attendance has declined 44% from 20,829 in 2017 to 11,611 in 2024. Some of this decline is made up by attenders worshiping online (9,172 in 2024). It is important to note that beginning in 2020, congregations were asked specifically about their in-person and online worship attendance separately. In-person worship attendance has increased 9% since 2020 from 10,648 to 11,611 in 2024. Since 2020, the overall ELCA in-person worship attendance increased 30% from 404,611 to 525,792 in 2024.

Summary of Finances

2D - Grand Canyon

Regular giving has decreased by 12% since 2017, moving from \$36,379,065 in 2017 to \$31,991,345 in 2024. Over this period, inflation was 28%. Since 2020, regular giving has decreased by 3% in the synod and decreased by 2.5% in the ELCA overall; inflation was 21% during this time period.

Mission support has decreased 5% since 2017, from \$1,913,533 to \$1,819,102 in 2024. The ELCA overall experienced a 12% decline over the same period. Since 2020, mission support has decreased by 2% in the synod and decreased by 7% in the ELCA overall.

Operating expenses have increased by 1%, standing at \$35,601,535 in 2024 compared to \$35,240,880 in 2017. They have increased by 4% for the ELCA overall during this time. Since 2020, operating expenses have increased by 8% in the synod and increased 8% in the ELCA overall.

Synod Trend Tables and Charts

- Synod Trend Tables
- Synod Trend Charts
- Congregations by Size
- Growth & Decline Tables

Annual Congregation Report

Trends for 2D - Grand Canyon

	2017	2018	2019	2020	2021	2022	2023	2024
Number of Organized Congregations	89	89	89	88	86	84	80	77
Baptized Membership	43,518	41,968	40,890	38,182	35,419	33,887	32,684	30,589
Members Received By:								
Baptism: Children	565	372	335	141	213	260	248	247
Baptism: Adults	79	55	39	21	45	42	33	42
Affirmation of Faith	1,070	1,016	807	354	438	495	646	631
Transfer	672	655	655	332	397	337	397	284
Other and Statistical Adjustment	210	190	307	127	126	692	514	157
Members Removed By:								
Death	661	636	570	663	682	598	548	571
Transfer	537	530	474	286	450	505	354	253
Other and Statistical Adjustment	2,352	2,733	2,075	2,574	2,925	1,990	1,284	2,371
Baptized Members Confirmed	254	209	187	138	161	126	132	140
Confirmed Members	33,825	33,818	31,300	30,836	28,100	25,940	24,366	23,824
Active Participants	42,326	42,515	42,214	34,129	32,827	32,253	28,735	24,788
Average Attendance	20,829	20,301	18,451	Not collected	Not collected	Not collected	Not collected	Not collected
Average Attendance - On-site				10,648	9,233	11,077	11,789	11,611
Average Attendance - Online				17,142	9,103	8,014	6,940	9,172
Racial/Ethnic Composition of Active Participants								
African American/Black	535	629	645	462	410	378	376	497
African National/African Caribbean	290	195	200	185	177	210	160	143
American Indian/Alaska Native	170	277	297	179	154	128	147	159
Arab/Middle Eastern	30	27	35	43	37	42	35	34
Asian/Pacific Islander	260	313	315	289	293	302	253	249
Multi-Racial/Multi-Ethnic	388	393	321	321	422	404	476	349
Other	766	281	Omitted	Omitted	Omitted	Omitted	Omitted	Omitted
Hispanic/Latino	1,962	1,851	1,866	1,252	1,805	1,334	1,378	1,394
White	37,917	38,616	38,574	30,036	29,771	29,002	25,606	22,513

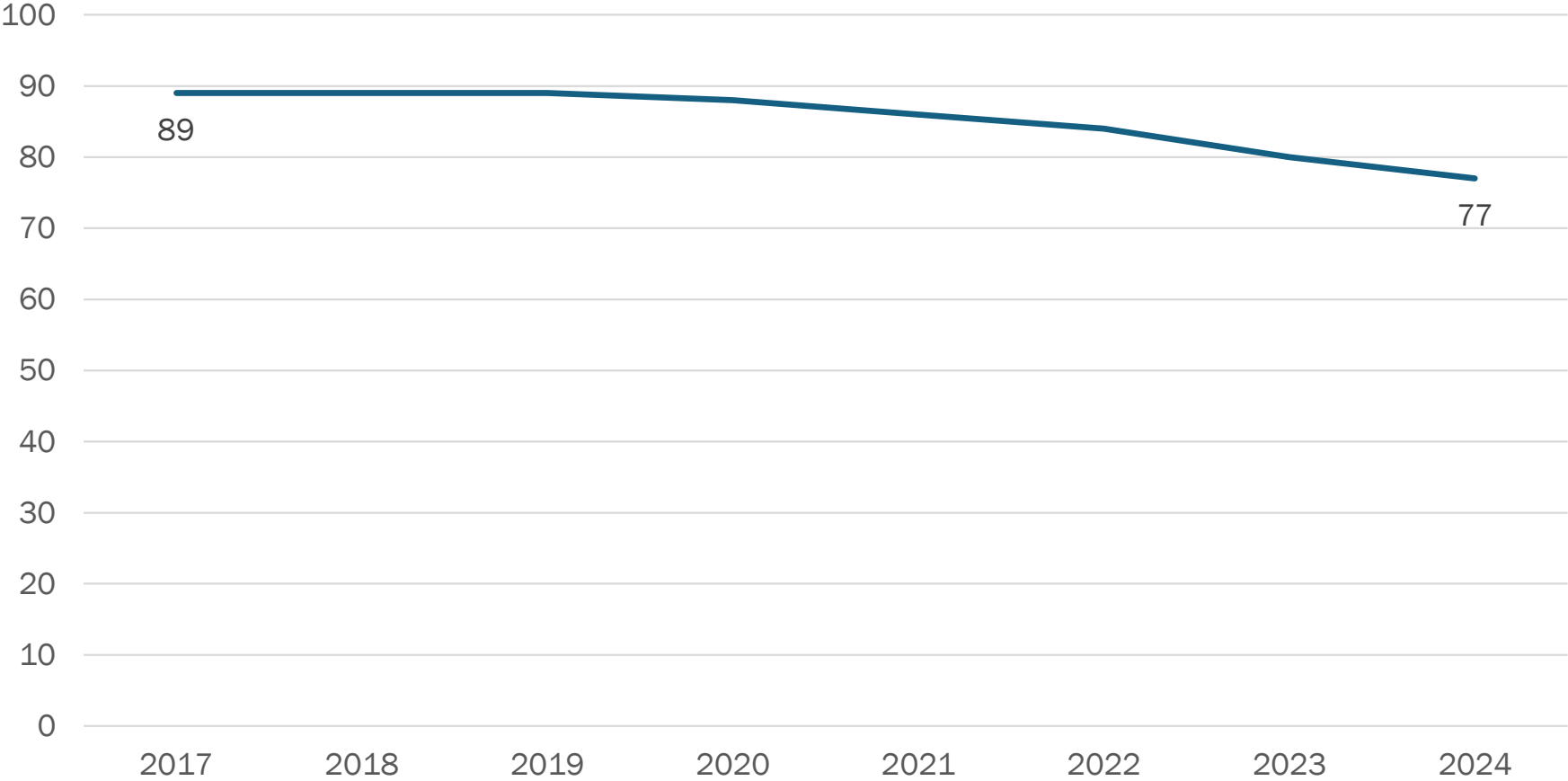
Annual Congregation Report

Trends for 2D - Grand Canyon

	2017	2018	2019	2020	2021	2022	2023	2024
Regular Giving by Members	\$36,379,065	\$36,687,833	\$34,212,615	\$33,062,041	\$32,661,617	\$31,675,471	\$31,862,991	\$31,991,345
Designated Giving by Members	\$6,035,828	\$5,397,090	\$6,425,319	\$5,249,314	\$5,120,954	\$5,535,312	\$5,256,177	\$4,784,325
Earned Income (any source)	\$3,563,320	\$3,363,259	\$4,442,119	\$3,868,100	\$2,981,580	\$3,366,483	\$4,875,783	\$4,639,635
Grants & Partnership Support	\$446,767	\$474,217	\$532,736	\$1,384,641	\$1,113,414	\$2,313,637	\$1,750,795	\$699,509
Other Receipts	\$2,872,308	\$3,478,057	\$3,099,697	\$5,067,144	\$5,216,504	\$2,982,232	\$2,744,640	\$4,156,670
Total Receipts	\$49,297,288	\$49,400,456	\$48,712,486	\$48,631,240	\$47,094,069	\$45,873,135	\$46,490,386	\$46,271,484
Total Indebtedness	\$50,020,382	\$40,777,508	\$42,185,461	\$42,710,907	\$35,742,449	\$35,834,624	\$26,654,476	\$27,726,229
Intended Mission Support	\$2,450,011	\$2,107,681	\$2,182,830	\$1,851,252	\$1,764,142	\$1,928,948	\$2,458,617	\$2,088,982
Current Operating Expenses	\$35,240,880	\$35,059,877	\$35,473,938	\$33,111,080	\$32,491,831	\$33,526,129	\$34,888,854	\$35,601,535
Capital Improvements	\$1,910,895	\$3,353,857	\$3,168,819	\$1,037,350	\$1,594,695	\$1,713,699	\$2,629,577	\$3,393,668
Payments on Debt	\$4,696,182	\$4,920,200	\$4,782,497	\$3,602,508	\$4,728,198	\$3,844,503	\$4,365,174	\$3,107,389
Mission Support	\$1,913,533	\$1,828,578	\$2,049,442	\$1,864,152	\$1,740,875	\$1,828,555	\$1,789,349	\$1,819,102
as % of Total Disbursements	4.02	3.79	4.20	4.17	3.91	3.92	3.71	3.85
as % of Regular Giving	5.26	4.98	6.00	5.64	5.33	5.77	5.62	5.69
Other Benevolence sent directly:								
To the synod	\$553,829	\$385,407	\$374,041	\$304,876	\$409,213	\$491,709	\$286,249	\$383,106
To the churchwide organization	\$168,507	\$170,243	\$192,714	\$139,998	\$90,932	\$307,047	\$301,990	\$249,603
For activity in another country	\$368,648	\$356,222	\$325,946	\$179,859	\$369,287	\$340,670	\$240,178	\$305,649
To camps	\$11,084	\$16,662	\$18,277	\$3,050	\$15,156	\$24,615	\$17,169	\$9,999
To colleges	\$31,196	\$17,066	\$18,500	\$22,805	\$65,097	\$9,500	\$10,200	\$17,212
To seminaries	\$101,350	\$86,192	\$116,920	\$115,860	\$125,386	\$94,720	\$100,963	\$122,278
To social service organizations	\$290,064	\$265,027	\$239,205	\$596,003	\$513,903	\$669,241	\$660,425	\$608,150
To campus ministry	\$29,280	\$34,812	\$22,964	\$23,200	\$33,408	\$24,006	\$36,261	\$45,725
All other benevolence	\$935,764	\$870,931	\$1,482,849	\$1,379,782	\$1,232,260	\$1,310,918	\$866,017	\$827,308
Non-mission support benevolence	\$2,489,722	\$2,202,562	\$2,791,366	\$2,765,433	\$2,854,642	\$3,272,426	\$2,519,452	\$2,569,030
Other expenses	\$1,378,316	\$830,164	\$583,332	\$2,365,535	\$1,147,640	\$2,466,135	\$2,070,654	\$731,317
Sum of Disbursements	\$47,629,528	\$48,195,238	\$48,849,394	\$44,746,058	\$44,557,881	\$46,651,447	\$48,263,060	\$47,222,041

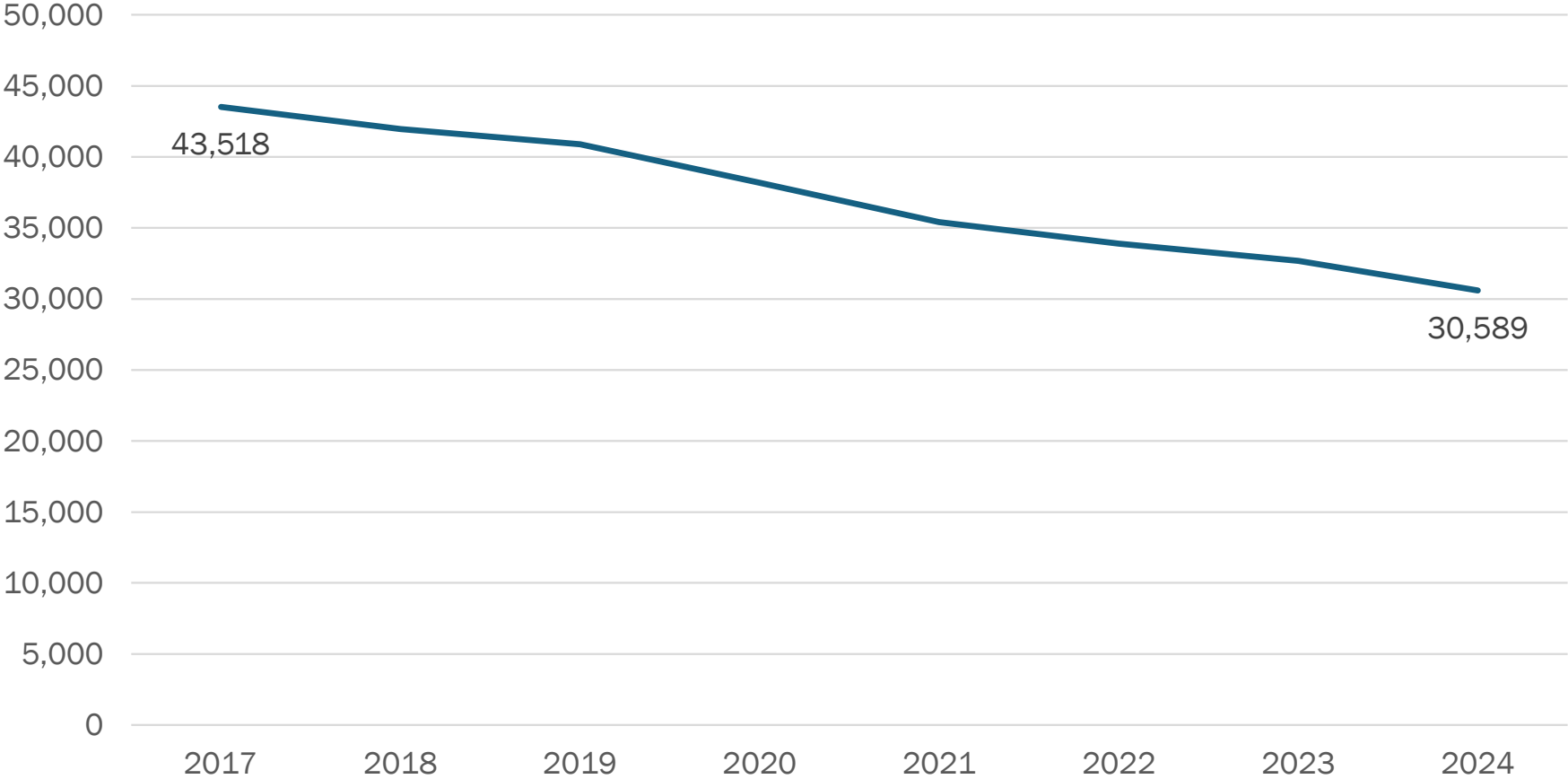
Number of Organized Congregations (2017-2024)

2D - Grand Canyon



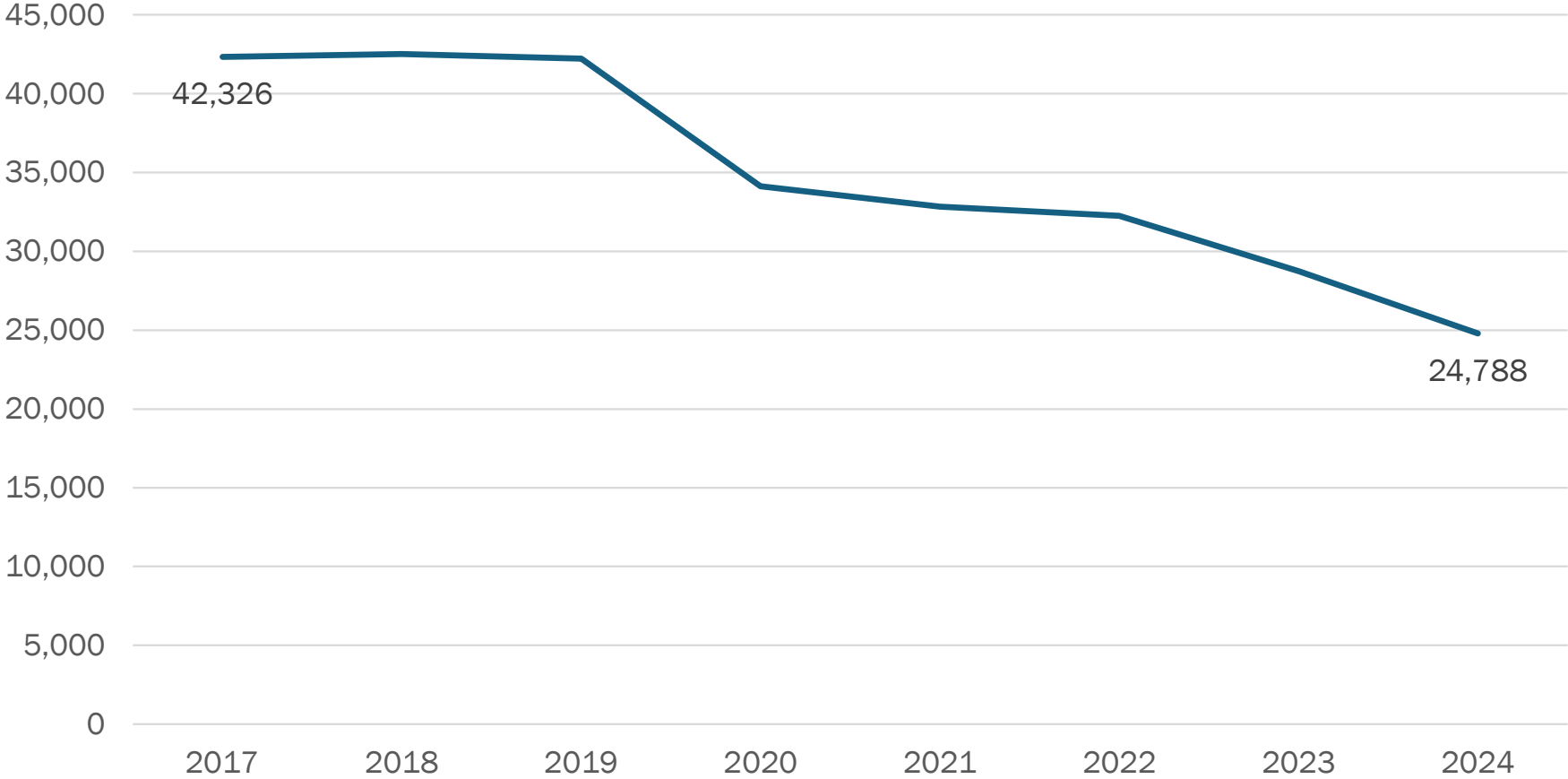
Baptized Membership (2017-2024)

2D - Grand Canyon



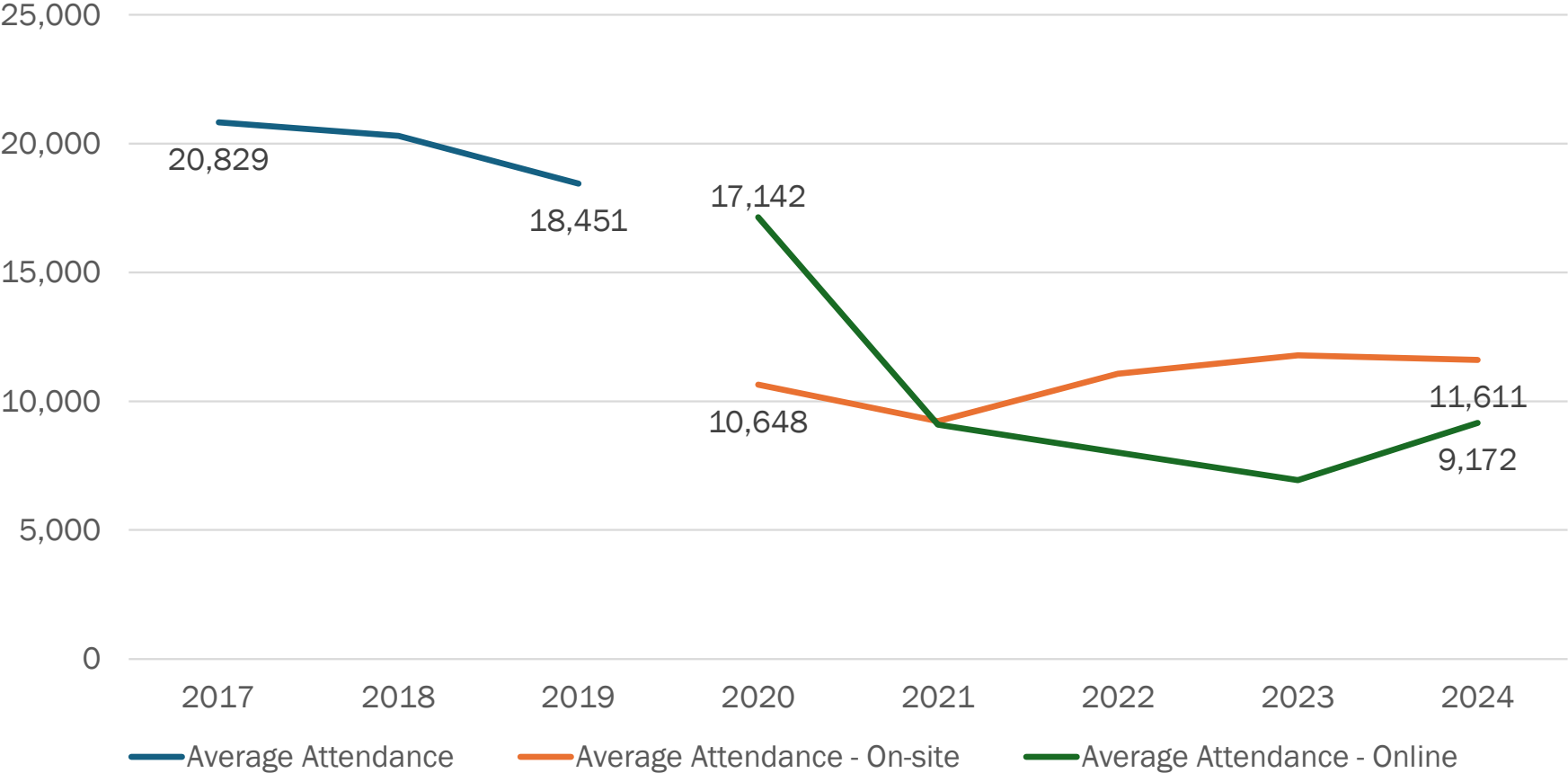
Active Participants (2017-2024)

2D - Grand Canyon



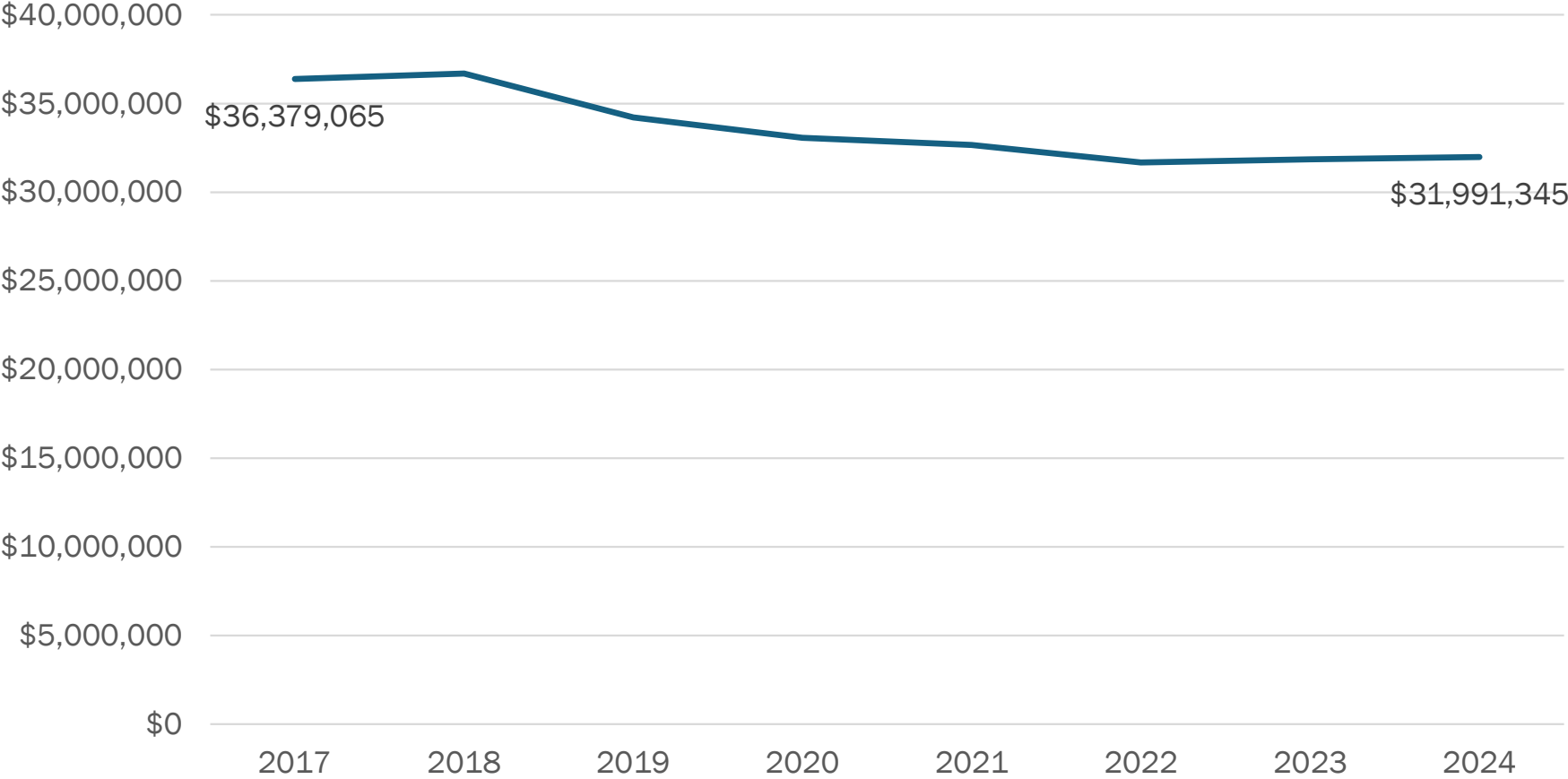
Worship Attendance (2017-2024)

2D - Grand Canyon



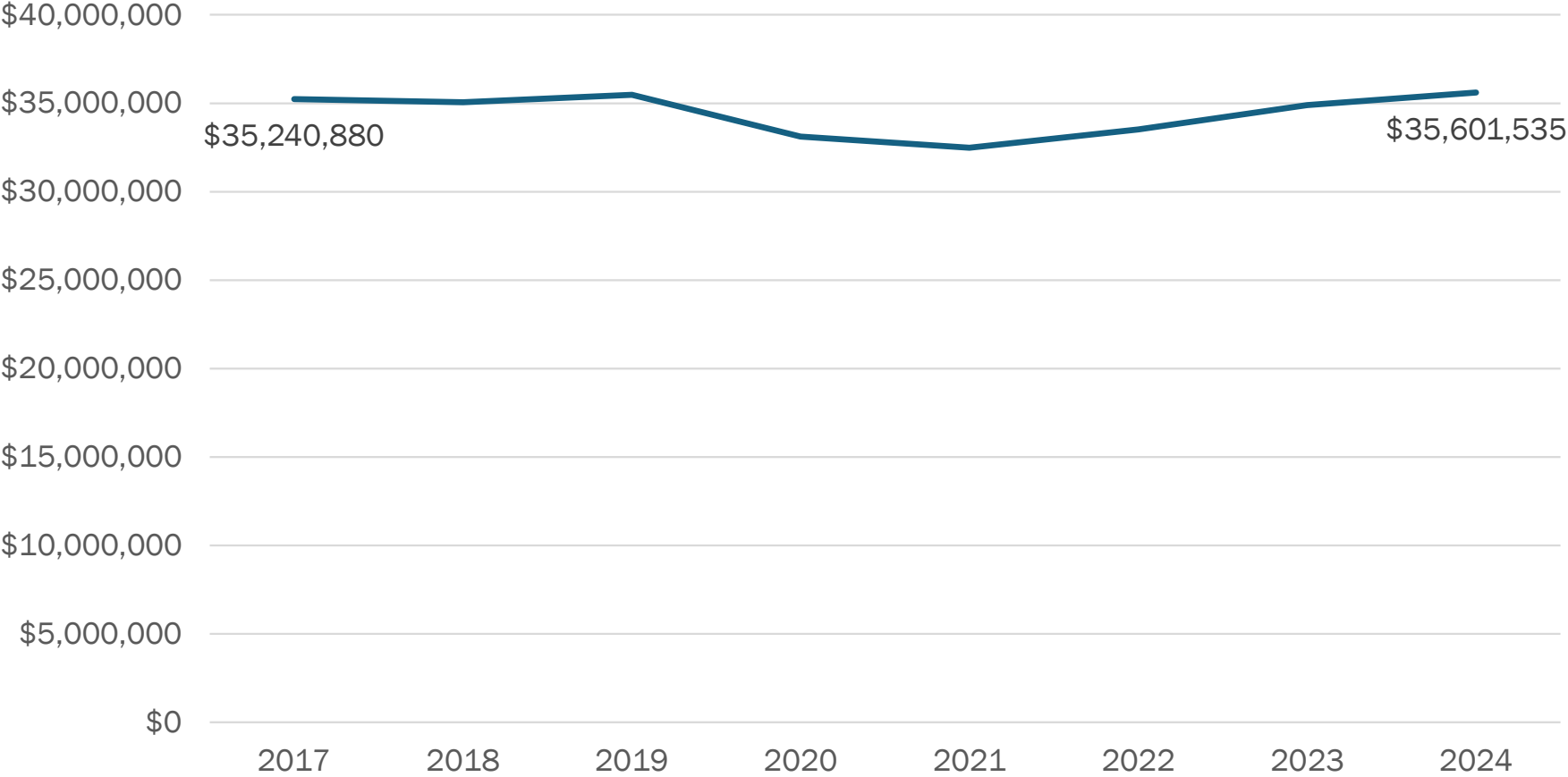
Regular Giving by Members (2017-2024)

2D - Grand Canyon



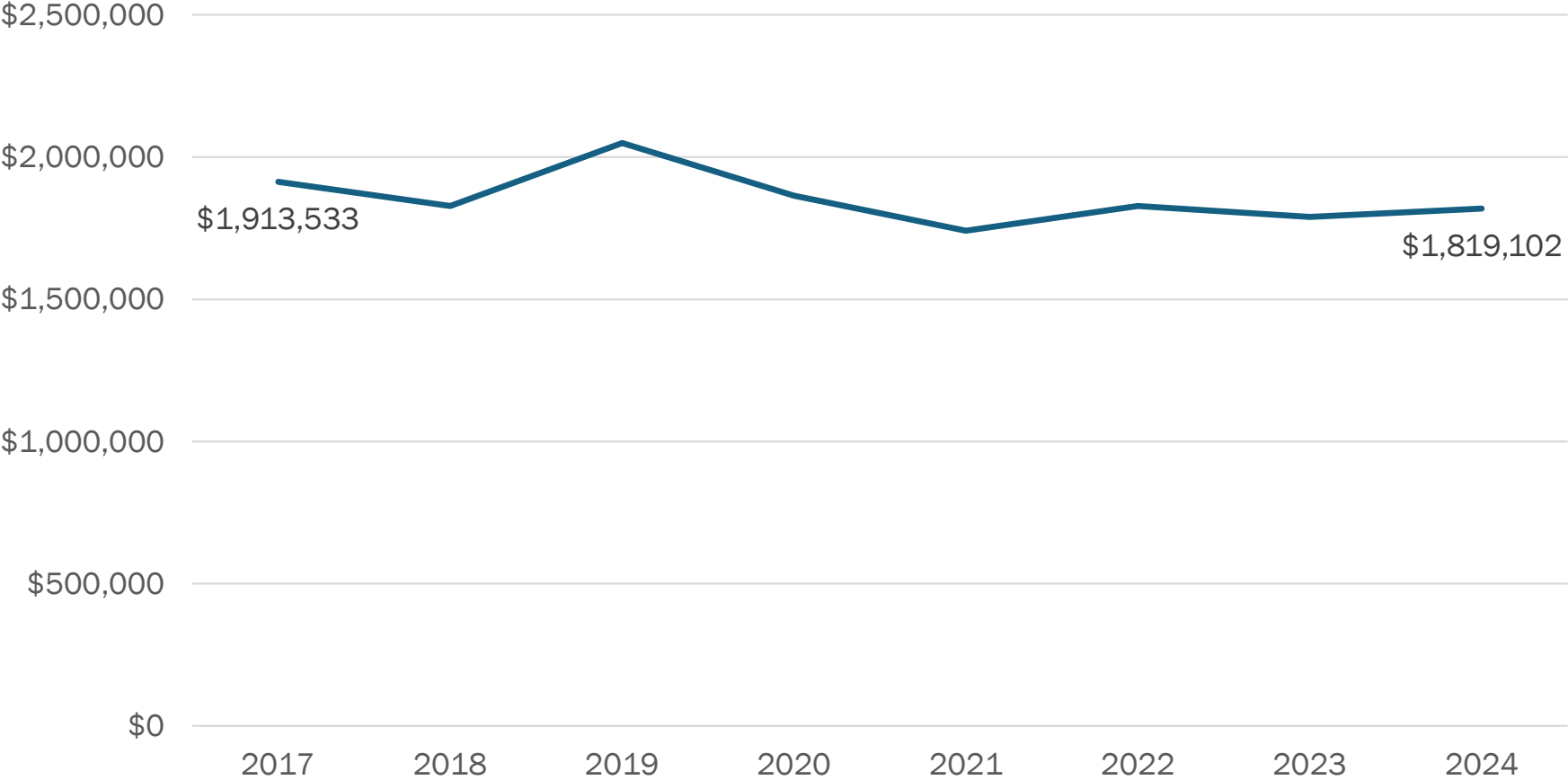
Current Operating Expenses (2017-2024)

2D - Grand Canyon



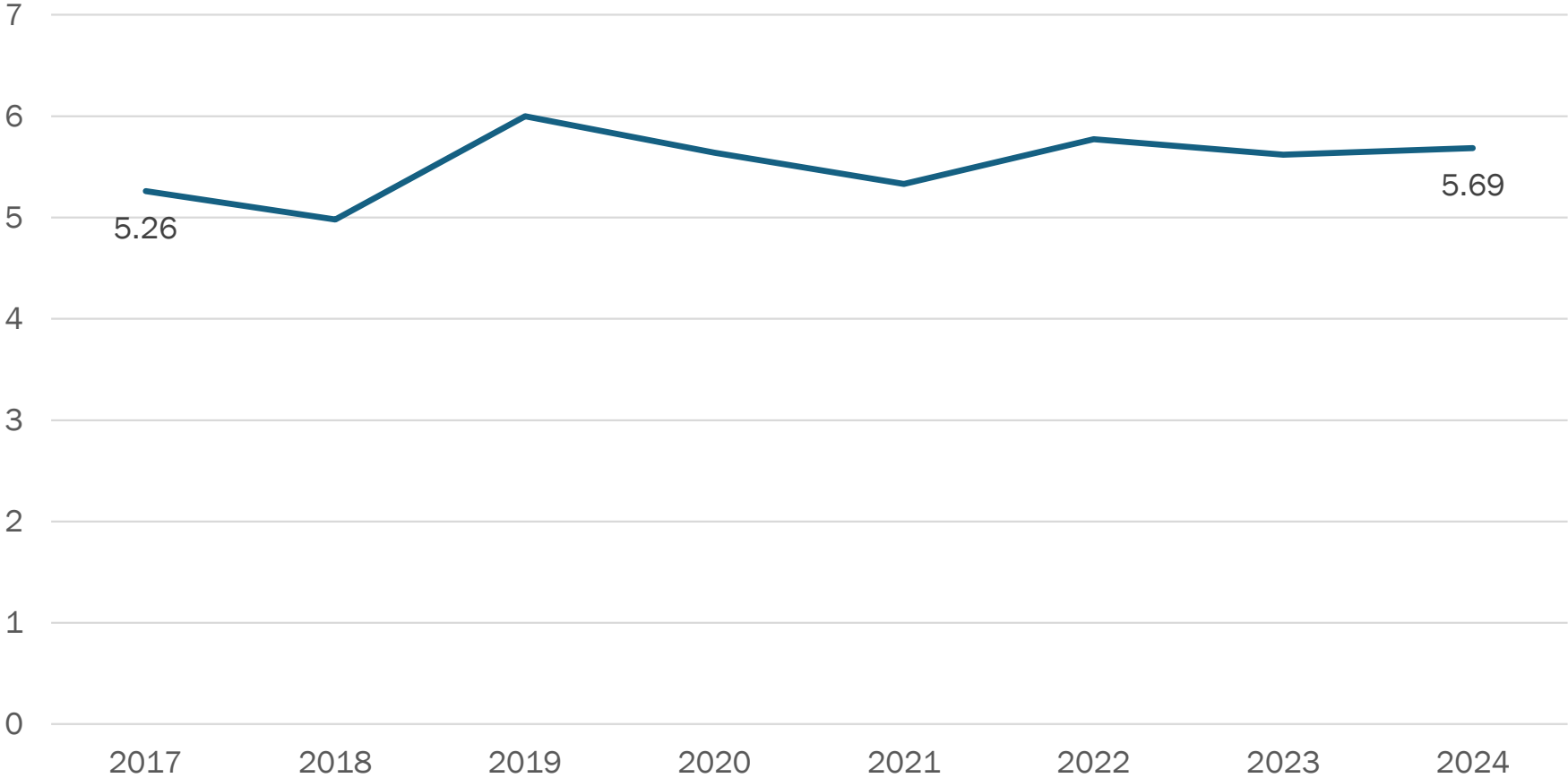
Mission Support (2017-2024)

2D - Grand Canyon



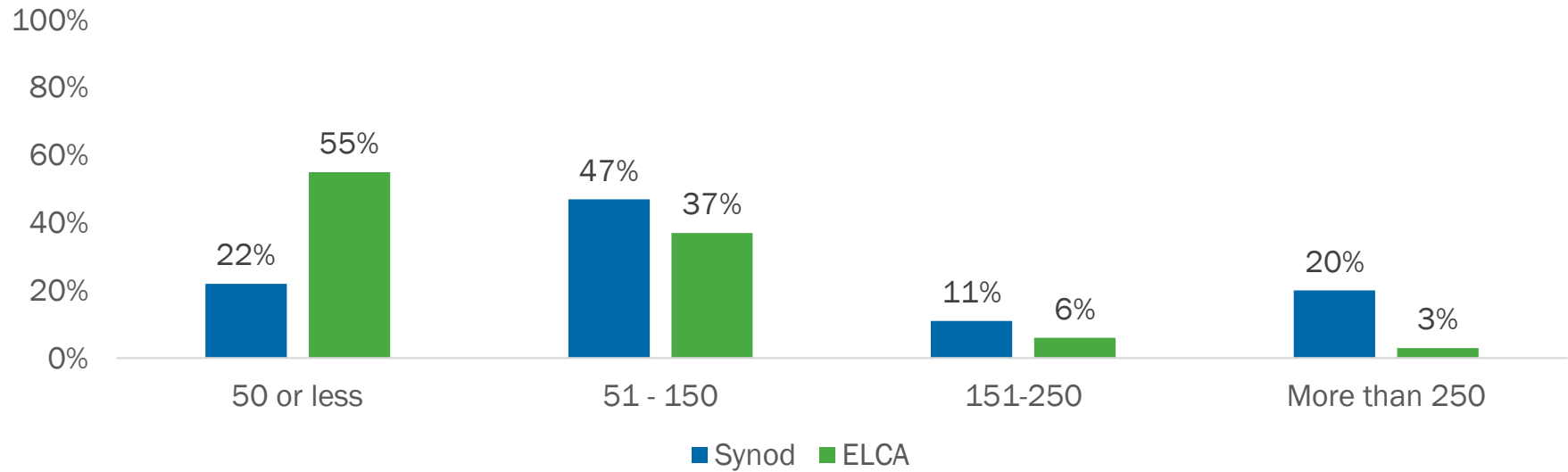
Mission Support as % of Regular Giving (2017-2024)

2D - Grand Canyon



Congregations by Size (Average On-Site Worship Attendance)

2D - Grand Canyon



Average On-Site Worship Attendance	Number of congregations (Synod)*	% of congregations (Synod)	Number of congregations (ELCA)*	% of congregations (ELCA)
50 or less	17	22%	4134	55%
51-150	36	47%	2787	37%
151-250	8	11%	430	6%
More than 250	15	20%	220	3%

*Submitted at least one Annual Congregation Report between 2020 and 2024.

Growth and Decline (2019-24)

2D - Grand Canyon

Change in Baptized Membership	# of congregations* (Synod)	% of congregations (Synod)	# of congregations* (ELCA)	% of congregations (ELCA)
Decline greater than 25%	26	39%	1,450	28%
Decline between 5% - 25%	24	36%	1,504	29%
Stable (decline <5% - incline <5%)	7	11%	1,492	29%
Increase between 5% - 25%	8	12%	545	11%
Increase greater than 25%	1	2%	109	2%

Change in Active Participants	# of congregations* (Synod)	% of congregations (Synod)	# of congregations* (ELCA)	% of congregations (ELCA)
Decline greater than 25%	31	47%	2,298	45%
Decline between 5% - 25%	20	30%	1,133	22%
Stable (decline <5% - incline <5%)	2	3%	491	10%
Increase between 5% - 25%	3	5%	510	10%
Increase greater than 25%	10	15%	668	13%

Change in On-Site Worship Attendance	# of congregations* (Synod)	% of congregations (Synod)	# of congregations* (ELCA)	% of congregations (ELCA)
Decline greater than 25%	45	68%	2,740	54%
Decline between 5% - 25%	15	23%	1,590	31%
Stable (decline <5% - incline <5%)	0	0%	329	6%
Increase between 5% - 25%	4	6%	281	6%
Increase greater than 25%	2	3%	160	3%

*Only congregations that filed an Annual Congregation Report in 2019 and 2024 are included.

Baptized Members,
Average Attendance,
and Active
Participants

Baptized Members, Average Attendance (online and on-site), and Active Participants

2D - Grand Canyon

CongID	Congregation Name	City	State	ZIP	Data Year	Baptized Members	Average Online Attendance	Average On-site Attendance	Active Participants
13855	Community Lutheran Church	Las Vegas	NV	89121-7337	2024	2531	2664	504	2237
07752	Desert Hills Lutheran Church	Green Valley	AZ	85622-8352	2024	1353	412	849	1610
13932	Prince Of Peace Lutheran Church	Phoenix	AZ	85018-4535	2024	384	0	174	1400
07468	All Saints Lutheran Church	Phoenix	AZ	85022-3518	2024	809	236	292	1048
30681	Community Of Grace Lutheran Church	Peoria	AZ	85383-5730	2024	549	375	386	1011
07633	Lord Of Life Lutheran Church	Sun City West	AZ	85375-3730	2024	695	0	505	960
07368	Tanque Verde Lutheran Church	Tucson	AZ	85749-8918	2024	717	151	328	822
07786	Christ the Servant Lutheran Church	Henderson	NV	89074-6366	2024	847	63	123	822
07708	Desert Cross Lutheran Church	Tempe	AZ	85284-2500	2024	769	121	301	799
16016	American Lutheran Church Of Sun City	Sun City	AZ	85373-1902	2024	842	238	387	704
30578	New Song Lutheran Church	Henderson	NV	89052-5530	2024	387	218	257	652
16290	Our Savior's Lutheran Church Of East Mesa	Mesa	AZ	85208-2309	2024	644	137	302	644
07763	Love Of Christ Lutheran Church	Mesa	AZ	85205-4603	2024	567	123	350	584
04985	Holy Trinity Lutheran Church	Chandler	AZ	85224	2024	480	85	154	550
16355	Peace Lutheran Church	Peoria	AZ	85382-3000	2024	632	42	232	453
07493	Good Samaritan Lutheran Church	Las Vegas	NV	89113-4445	2024	824	66	356	430
30373	Living Water Lutheran Church	Scottsdale	AZ	85255-2228	2024	356	117	142	428
30335	Spirit Of Grace Lutheran Church	Surprise	AZ	85374-4579	2024	710	177	410	400
30720	La Sagrada Familia Lutheran Church	Phoenix	AZ	85032-1807	2022	1922	216	115	400
07446	Mountain View Lutheran Church	Phoenix	AZ	85044-1702	2024	2651	105	314	394
31158	Epiphany Of Christ	Apache Junction	AZ	85120-4041	2024	234	160	95	370
13821	Christ Evangelical Lutheran Church	Goodyear	AZ	85338-1407	2024	360	46	111	360

Baptized Members, Average Attendance (online and on-site), and Active Participants

2D - Grand Canyon

CongID	Congregation Name	City	State	ZIP	Data Year	Baptized Members	Average Online Attendance	Average On-site Attendance	Active Participants
07740	Holy Spirit Lutheran Church	Las Vegas	NV	89108-4931	2024	345	120	140	345
30117	St Andrew Lutheran Church	Las Vegas	NV	89134-8686	2024	315	77	155	344
04986	Shepherd of the Hills Evangelical Lutheran Church	Flagstaff	AZ	86001-1437	2024	387	0	123	310
04987	St John Lutheran Church	Glendale	AZ	85301-2004	2024	519	117	167	284
30150	Emmanuel Lutheran Church	Prescott Valley	AZ	86314-5607	2024	256	52	90	256
30009	New Covenant Lutheran Church	Scottsdale	AZ	85260-2869	2023	204	28	79	236
07796	Resurrection Lutheran Church	Oro Valley	AZ	85737-8700	2024	1280	492	694	223
13854	Christ Lutheran Church	Las Vegas	NV	89107-1305	2024	385	42	129	222
13841	Grace Lutheran Church	Kingman	AZ	86401-4730	2024	250	44	104	210
30439	Spirit of Hope Lutheran Church	Mesa	AZ	85209-2100	2024	281	60	144	204
04994	Grace Lutheran Church	Phoenix	AZ	85004-1893	2022	181	125	65	204
16133	Lutheran Church Of The Foothills	Tucson	AZ	85718-6343	2024	155	20	84	201
30229	Gloria De Cristo Lutheran Church	Yuma	AZ	85367-5606	2024	164	246	157	200
07619	Christ Lutheran Church	Sedona	AZ	86336-7036	2024	171	75	118	194
30299	New Promise Lutheran Church	St George	UT	84770-5848	2023	336	17	148	193
30979	Maricopa Lutheran Church	Maricopa	AZ	85139-2926	2024	167	17	92	187
13846	Mount Olive Lutheran Church	Lake Havasu City	AZ	86403-3152	2024	494	623	220	185
16386	Community Lutheran Church	Bullhead City	AZ	86442-7319	2024	107	0	59	185
05004	Streams in the Desert Lutheran Church	Tucson	AZ	85712-3632	2024	380	47	66	181
14004	Sierra Evangelical Lutheran Church	Sierra Vista	AZ	85635-2000	2024	189	26	87	180
04998	St Andrew Lutheran Church	Phoenix	AZ	85029-4112	2023	228	136	63	177
07718	Iglesia Luterana de San Juan Bautista	Tucson	AZ	85706-5609	2024	201	370	50	160

Baptized Members, Average Attendance (online and on-site), and Active Participants

2D - Grand Canyon

CongID	Congregation Name	City	State	ZIP	Data Year	Baptized Members	Average Online Attendance	Average On-site Attendance	Active Participants
30333	Lord Of Grace Lutheran Church	Tucson	AZ	85743-8620	2024	155	132	104	160
30023	Esperanza Lutheran Church	Phoenix	AZ	85048-9517	2023	193	3	77	159
04999	Shepherd Of The Desert Lutheran Church	Sun City	AZ	85351-4020	2024	177	9	78	158
30276	Spirit of Joy Lutheran Church	Clarkdale	AZ	86324-3740	2024	153	0	65	152
04992	Faith Lutheran Church	Phoenix	AZ	85014-3660	2024	180	6	120	150
07717	Christ the Lord Lutheran Church	Carefree	AZ	85377-2539	2024	139	51	64	139
16184	Beautiful Savior Lutheran Church	Tucson	AZ	85752-0925	2024	170	20	98	130
05002	Our Saviour's Evangelical Lutheran Church	Tucson	AZ	85719-4608	2024	216	63	84	125
16406	Bethlehem Lutheran Church	Mesa	AZ	85213-1810	2024	136	6	76	120
05006	Dove Of Peace Lutheran Church	Tucson	AZ	85704-3817	2024	303	40	70	115
07467	Mount Zion Lutheran Church	Tucson	AZ	85746-9706	2024	475	12	190	110
05000	University Lutheran Church	Tempe	AZ	85281-6612	2024	144	30	47	108
30664	New Spirit Lutheran Church	Tucson	AZ	85710-4467	2024	236	0	72	100
30902	New Journey Lutheran Church	Fountain Hills	AZ	85269-1652	2024	69	4	39	95
13946	House Of Prayer Lutheran Church	Rock Point	AZ	86545-0354	2023	51	0	16	91
04996	Our Saviour's Evangelical Lutheran Church	Phoenix	AZ	85020-5419	2024	159	22	65	87
14010	Trinity Lutheran Church	Phoenix	AZ	85021-3109	2024	85	14	45	87
16401	Central Lutheran Church	Arizona City	AZ	85123-6503	2024	82	0	60	81
04990	Mount Cross Lutheran Church	Payson	AZ	85541-4936	2024	113	93	67	65
14000	Ascension Lutheran Church	Scottsdale	AZ	85254-5184	2024	136	5	45	65
30545	Saved by Grace Lutheran Church	Pahrump	NV	89041-0935	2024	115	0	75	65
07526	Spirit Of Joy Lutheran Church	Gilbert	AZ	85296-3133	2024	62	36	39	61

Baptized Members, Average Attendance (online and on-site), and Active Participants

2D - Grand Canyon

CongID	Congregation Name	City	State	ZIP	Data Year	Baptized Members	Average Online Attendance	Average On-site Attendance	Active Participants
14019	American Evangelical Lutheran Church	Tucson	AZ	85716-4739	2024	72	7	30	58
04995	Mount Of Olives Lutheran Church	Phoenix	AZ	85018-7412	2024	35	7	31	54
05008	Bethany Lutheran Church	Scottsdale	AZ	85251-2708	2024	71	3	40	44
16433	Pan De Vida Lutheran Church	El Mirage	AZ	85335-0973	2024	132	6	17	40
31094	Crossroads Lutheran Church	San Tan Valley	AZ	85140-7380	2024	36	5	40	40
04989	First Lutheran Church	Mesa	AZ	85201-6419	2024	104	5	29	36
14020	Santa Cruz Lutheran Church	Tucson	AZ	85746-6207	2024	69	41	34	35
13928	Bethel Lutheran Church	Phoenix	AZ	85051-7505	2013	162	0	0	35
05005	Faith Lutheran Church	Yuma	AZ	85364-6307	2024	30	8	38	27
30613	Iglesia Luterana Vida Nueva	Glendale	AZ	85301-2004	2024	59	58	23	25
13766	Our Saviour Lutheran Church	Buckeye	AZ	85326-9624	2024	12	0	12	12

Baptisms by Congregation

Baptisms

2D - Grand Canyon

CongID	Congregation Name	City	State	ZIP	Data Year	Baptisms
07493	Good Samaritan Lutheran Church	Las Vegas	NV	89113-4445	2024	25
30681	Community Of Grace Lutheran Church	Peoria	AZ	85383-5730	2024	24
30720	La Sagrada Familia Lutheran Church	Phoenix	AZ	85032-1807	2022	24
07718	Iglesia Luterana de San Juan Bautista	Tucson	AZ	85706-5609	2024	18
13855	Community Lutheran Church	Las Vegas	NV	89121-7337	2024	17
13932	Prince Of Peace Lutheran Church	Phoenix	AZ	85018-4535	2024	14
30009	New Covenant Lutheran Church	Scottsdale	AZ	85260-2869	2023	11
30578	New Song Lutheran Church	Henderson	NV	89052-5530	2024	10
30979	Maricopa Lutheran Church	Maricopa	AZ	85139-2926	2024	9
07708	Desert Cross Lutheran Church	Tempe	AZ	85284-2500	2024	8
07446	Mountain View Lutheran Church	Phoenix	AZ	85044-1702	2024	7
07468	All Saints Lutheran Church	Phoenix	AZ	85022-3518	2024	7
13854	Christ Lutheran Church	Las Vegas	NV	89107-1305	2024	7
04985	Holy Trinity Lutheran Church	Chandler	AZ	85224	2024	6
07368	Tanque Verde Lutheran Church	Tucson	AZ	85749-8918	2024	6
07763	Love Of Christ Lutheran Church	Mesa	AZ	85205-4603	2024	6
16290	Our Savior's Lutheran Church Of East Mesa	Mesa	AZ	85208-2309	2024	6
05006	Dove Of Peace Lutheran Church	Tucson	AZ	85704-3817	2024	5
04998	St Andrew Lutheran Church	Phoenix	AZ	85029-4112	2023	5
30023	Esperanza Lutheran Church	Phoenix	AZ	85048-9517	2023	5
04994	Grace Lutheran Church	Phoenix	AZ	85004-1893	2022	5
07740	Holy Spirit Lutheran Church	Las Vegas	NV	89108-4931	2024	4
14010	Trinity Lutheran Church	Phoenix	AZ	85021-3109	2024	4

Baptisms

2D - Grand Canyon

CongID	Congregation Name	City	State	ZIP	Data Year	Baptisms
05004	Streams in the Desert Lutheran Church	Tucson	AZ	85712-3632	2024	3
07467	Mount Zion Lutheran Church	Tucson	AZ	85746-9706	2024	3
07786	Christ the Servant Lutheran Church	Henderson	NV	89074-6366	2024	3
14019	American Evangelical Lutheran Church	Tucson	AZ	85716-4739	2024	3
14020	Santa Cruz Lutheran Church	Tucson	AZ	85746-6207	2024	3
16184	Beautiful Savior Lutheran Church	Tucson	AZ	85752-0925	2024	3
16355	Peace Lutheran Church	Peoria	AZ	85382-3000	2024	3
04986	Shepherd of the Hills Evangelical Lutheran Church	Flagstaff	AZ	86001-1437	2024	2
04987	St John Lutheran Church	Glendale	AZ	85301-2004	2024	2
04992	Faith Lutheran Church	Phoenix	AZ	85014-3660	2024	2
04995	Mount Of Olives Lutheran Church	Phoenix	AZ	85018-7412	2024	2
04996	Our Saviour's Evangelical Lutheran Church	Phoenix	AZ	85020-5419	2024	2
07752	Desert Hills Lutheran Church	Green Valley	AZ	85622-8352	2024	2
07796	Resurrection Lutheran Church	Oro Valley	AZ	85737-8700	2024	2
13841	Grace Lutheran Church	Kingman	AZ	86401-4730	2024	2
13846	Mount Olive Lutheran Church	Lake Havasu City	AZ	86403-3152	2024	2
30117	St Andrew Lutheran Church	Las Vegas	NV	89134-8686	2024	2
30664	New Spirit Lutheran Church	Tucson	AZ	85710-4467	2024	2
30299	New Promise Lutheran Church	St George	UT	84770-5848	2023	2
05002	Our Saviour's Evangelical Lutheran Church	Tucson	AZ	85719-4608	2024	1
07717	Christ the Lord Lutheran Church	Carefree	AZ	85377-2539	2024	1
14004	Sierra Evangelical Lutheran Church	Sierra Vista	AZ	85635-2000	2024	1
16386	Community Lutheran Church	Bullhead City	AZ	86442-7319	2024	1

Baptisms

2D - Grand Canyon

CongID	Congregation Name	City	State	ZIP	Data Year	Baptisms
30150	Emmanuel Lutheran Church	Prescott Valley	AZ	86314-5607	2024	1
30229	Gloria De Cristo Lutheran Church	Yuma	AZ	85367-5606	2024	1
30276	Spirit of Joy Lutheran Church	Clarkdale	AZ	86324-3740	2024	1
30373	Living Water Lutheran Church	Scottsdale	AZ	85255-2228	2024	1
30545	Saved by Grace Lutheran Church	Pahrump	NV	89041-0935	2024	1
30902	New Journey Lutheran Church	Fountain Hills	AZ	85269-1652	2024	1
31094	Crossroads Lutheran Church	San Tan Valley	AZ	85140-7380	2024	1
04989	First Lutheran Church	Mesa	AZ	85201-6419	2024	0
04990	Mount Cross Lutheran Church	Payson	AZ	85541-4936	2024	0
04999	Shepherd Of The Desert Lutheran Church	Sun City	AZ	85351-4020	2024	0
05000	University Lutheran Church	Tempe	AZ	85281-6612	2024	0
05005	Faith Lutheran Church	Yuma	AZ	85364-6307	2024	0
05008	Bethany Lutheran Church	Scottsdale	AZ	85251-2708	2024	0
07526	Spirit Of Joy Lutheran Church	Gilbert	AZ	85296-3133	2024	0
07619	Christ Lutheran Church	Sedona	AZ	86336-7036	2024	0
07633	Lord Of Life Lutheran Church	Sun City West	AZ	85375-3730	2024	0
13766	Our Saviour Lutheran Church	Buckeye	AZ	85326-9624	2024	0
13821	Christ Evangelical Lutheran Church	Goodyear	AZ	85338-1407	2024	0
14000	Ascension Lutheran Church	Scottsdale	AZ	85254-5184	2024	0
16016	American Lutheran Church Of Sun City	Sun City	AZ	85373-1902	2024	0
16133	Lutheran Church Of The Foothills	Tucson	AZ	85718-6343	2024	0
16401	Central Lutheran Church	Arizona City	AZ	85123-6503	2024	0
16406	Bethlehem Lutheran Church	Mesa	AZ	85213-1810	2024	0

Baptisms

2D - Grand Canyon

CongID	Congregation Name	City	State	ZIP	Data Year	Baptisms
16433	Pan De Vida Lutheran Church	El Mirage	AZ	85335-0973	2024	0
30333	Lord Of Grace Lutheran Church	Tucson	AZ	85743-8620	2024	0
30335	Spirit Of Grace Lutheran Church	Surprise	AZ	85374-4579	2024	0
30439	Spirit of Hope Lutheran Church	Mesa	AZ	85209-2100	2024	0
30613	Iglesia Luterana Vida Nueva	Glendale	AZ	85301-2004	2024	0
31158	Epiphany Of Christ	Apache Junction	AZ	85120-4041	2024	0
13946	House Of Prayer Lutheran Church	Rock Point	AZ	86545-0354	2023	0
13928	Bethel Lutheran Church	Phoenix	AZ	85051-7505	2013	0

Congregation Reports

**Evangelical Lutheran Church in America
Name and Address Summary Report as of December 31, 2024**

2D Grand Canyon Synod, ELCA

Cong ID	Congregation Name	Lang Codes	Location Address	City, State	Ministers	Year Orgn	Bapt Mbrs	Conf Mbrs	Avg Atnd On-site	Avg Atnd Online
Conference: 01 Capital										
30613	Iglesia Luterana Vida Nueva	SP EN	7205 N 51st Ave	Glendale, AZ		2013	59	8	23	58
07468	All Saints	EN	15649 N 7th St	Phoenix, AZ	Daniel M. Hoeger Daniel J. Volkmann	1977	809	700	292	236
13928 *	Bethel	EN	7310 N 27th Ave	Phoenix, AZ		1956	162	152	--	--
04992	Faith	EN SP	801 E Camelback Rd	Phoenix, AZ	Veronica Alvarez Jonathan W. Linman	1945	180	170	120	6
04994 *	Grace	EN	1124 N 3rd St	Phoenix, AZ	David M. Sivecz	1914	181	160	65	125
04995	Mount Of Olives	EN	3546 E Thomas Rd	Phoenix, AZ	Timothy J. Perlick	1952	35	35	31	7
04996	Our Saviour's Evangelical	EN	1212 E Glendale Ave	Phoenix, AZ	Judi A. Tyler	1954	159	154	65	22
04998 *	St Andrew	EN	3101 W Cholla St	Phoenix, AZ	Kari J. Williamson	1962	228	223	63	136
14010	Trinity	EN	9424 N 7th Ave	Phoenix, AZ		1948	85	76	45	14
Conference Totals:							1,898	1,678	704	604
Conference: 02 Northeast Valley										
07717	Christ the Lord	EN	9205 E Cave Creek Rd	Carefree, AZ	Anna K. Rieke	1985	139	139	64	51
30902	New Journey	EN	16748 E Parkview Ave	Fountain Hills, AZ	Elizabeth C. Gallen	2010	69	69	39	4
30720 *	La Sagrada Familia	SP	2500 E Campo Bello Dr	Phoenix, AZ		2006	1,922	100	115	216
13932	Prince Of Peace	EN	3641 N 56th St	Phoenix, AZ	Richard T. Sherrill	1958	384	259	174	0
14000	Ascension	EN	11735 N Scottsdale Rd	Scottsdale, AZ	Randy L. Winsand	1951	136	128	45	5
05008	Bethany	EN	4300 N 82nd St	Scottsdale, AZ	Sandra I. Jones	1965	71	71	40	3
30373	Living Water	EN	9201 E Happy Valley Rd	Scottsdale, AZ	Mark A. Rossman Shari L. Bernau	2000	356	324	142	117
30009 *	New Covenant	EN	15152 N Frank Lloyd Wright Blvd	Scottsdale, AZ	Steven T. Kruse	1991	204	80	79	28
Conference Totals:							3,281	1,170	698	424
Conference: 03 High Country										
30276	Spirit of Joy	EN	330 Scenic Dr	Clarkdale, AZ		1995	153	149	65	0
04986	Shepherd of the Hills Evangelical	EN	1601 N San Francisco St	Flagstaff, AZ	Adam K. Barnhart	1959	387	260	123	0
04990	Mount Cross	EN	601 E State Highway 260	Payson, AZ	Carl L. Sirotzki	1962	113	113	67	93
30150	Emmanuel	EN	7763 E Long Look Dr	Prescott Valley, AZ	Patricia R. Lowe	1992	256	250	90	52
13946 *	House Of Prayer	EN NV	1 Misson Ln	Rock Point, AZ		1965	51	51	16	0
07619	Christ	EN	25 Chapel Rd	Sedona, AZ	David W. Brandfass Julie K. Gerrish	1981	171	170	118	75
Conference Totals:							1,131	993	479	220

Code Key:

* = 2024 data not available as of report run date

**Evangelical Lutheran Church in America
Name and Address Summary Report as of December 31, 2024**

2D Grand Canyon Synod, ELCA

Cong ID	Congregation Name	Lang Codes	Location Address	City, State	Ministers	Year Orgn	Bapt Mbrs	Conf Mbrs	Avg Atnd On-site	Avg Atnd Online
Conference: 04 Colorado River										
16386	Community	EN	2275 Ricca Rd	Bullhead City, AZ	Tim K. Eighmy	1988	107	87	59	0
07786	Christ the Servant	EN KO TM	2 S Pecos Rd	Henderson, NV	Diane P. Drach-Meinel	1987	847	343	123	63
30578	New Song	EN	1291 Cornet St	Henderson, NV	Paul E. Block Lourdes Olson	2004	387	387	257	218
13841	Grace	EN	2101 Harrison St	Kingman, AZ	Kenneth M. Miller	1964	250	250	104	44
13846	Mount Olive	EN	2170 Havasupai Blvd	Lake Havasu City, AZ	Craig M. Corbin	1966	494	424	220	623
13854	Christ	EN	111 N Torrey Pines Dr	Las Vegas, NV	William C. Phillips	1963	385	286	129	42
13855	Community	EN	3720 E Tropicana Ave	Las Vegas, NV	Benjamin B. Bergren Brian M. Ward	1972	2,531	2,237	504	2,664
07493	Good Samaritan	EN	8425 W Windmill Ln	Las Vegas, NV	Jason S. Adams Donald A. Lorfing Scott K. Hove	1977	824	530	356	66
07740	Holy Spirit	EN	6670 W Cheyenne Ave	Las Vegas, NV	Jeremy T. Nausin	1985	345	310	140	120
30117	St Andrew	EN	8901 Del Webb Blvd	Las Vegas, NV	Mari B. Larson	1993	315	298	155	77
30545	Saved by Grace	EN	6341 Hawkins Way	Pahrump, NV	John A. Biggs	2002	115	108	75	0
30299 *	New Promise	EN	244 S Valley View Dr	St George, UT	Joseph M. Doherty Jill P. Doherty Katherine L. Langston	1999	336	323	148	17
Conference Totals:							6,936	5,583	2,270	3,934
Conference: 05 Rio Salado										
31158	Epiphany Of Christ	EN	1050 W Superstition Blvd	Apache Junction, AZ		2015	234	234	95	160
07526	Spirit Of Joy	EN	Mission Coffee & Tea	Chandler, AZ	Brian W. Cain	1979	62	62	39	36
16406	Bethlehem	EN	2745 N 32nd St	Mesa, AZ	Brian S. Weinberger	1987	136	112	76	6
04989	First	EN SP	142 N Date	Mesa, AZ	Luis E. Ochoa	1949	104	72	29	5
07763	Love Of Christ	EN	1525 N Power Rd	Mesa, AZ	Stephen S. Talmage Nanette F. Christofferson	1986	567	518	350	123
16290	Our Savior's Lutheran Church Of East Mesa	EN	612 S Ellsworth Rd	Mesa, AZ	Tina M. Mills	1984	644	628	302	137
30439	Spirit of Hope	EN	2605 S Signal Butte Rd	Mesa, AZ		2002	281	271	144	60
31094	Crossroads	EN	2769 E Combs Rd	San Tan Valley, AZ	Kaila J. Armbruster		36	31	40	5
Conference Totals:							2,064	1,928	1,075	532

Code Key:

* = 2024 data not available as of report run date

**Evangelical Lutheran Church in America
Name and Address Summary Report as of December 31, 2024**

2D Grand Canyon Synod, ELCA

Cong ID	Congregation Name	Lang Codes	Location Address	City, State	Ministers	Year Orgn	Bapt Mbrs	Conf Mbrs	Avg Atnd On-site	Avg Atnd Online
Conference: 06 Fiesta										
16401	Central	EN	12921 S Sunland Gin Rd	Arizona City, AZ	Jarrod D. Iversen	1986	82	82	60	0
04985	Holy Trinity	EN	739 W Erie St	Chandler, AZ	Christine V. Stoxen	1954	480	378	154	85
30979	Maricopa	EN	C/O Desert Wind Middle School	Maricopa, AZ	Andrew J. Schlecht	2013	167	141	92	17
30023 *	Esperanza	EN	2601 E Thunderhill Pl	Phoenix, AZ	Christopher D. Heller	1990	193	193	77	3
07446	Mountain View	EN	11002 S 48th St	Phoenix, AZ	Douglas S. Dill	1976	2,651	1,572	314	105
07708	Desert Cross	EN	8600 S McClintock Dr	Tempe, AZ	Andrea L. Cain Thaddeus M. Book	1984	769	624	301	121
05000	University	EN	340 E 15th St	Tempe, AZ	Arhiana S. Shek Dill	1953	144	144	47	30
Conference Totals:							4,486	3,134	1,045	361
Conference: 07 Cactus										
13766	Our Saviour	EN	10 N Apache Rd	Buckeye, AZ		1963	12	12	12	0
04987	St John	EN	7205 N 51st Ave	Glendale, AZ	Peter S. Perry Daniel M. Potaznick	1958	519	367	167	117
13821	Christ Evangelical	EN	918 S Litchfield Rd	Goodyear, AZ		1953	360	360	111	46
30681	Community Of Grace	EN	10561 W Pinnacle Peak Rd	Peoria, AZ	Joshua D. Pontious Jose R. Valenzuela	2005	549	306	386	375
16355	Peace	EN	18265 N 89th Ave	Peoria, AZ	Ryan M. Hersch	1986	632	453	232	42
16016	American Lutheran Church Of Sun City	EN	17200 N Del Webb Blvd	Sun City, AZ	Scott A. Klimke Lisa M. Hackler	1975	842	841	387	238
04999	Shepherd Of The Desert	EN	11025 N 111th Ave	Sun City, AZ	John P. Maroni	1961	177	167	78	9
07633	Lord Of Life	EN	13724 W Meeker Blvd	Sun City West, AZ	Pam A. Reynolds John J. Hackler	1981	695	695	505	0
16433	Pan De Vida	SP EN	16221 N Greasewood St	Surprise, AZ		1989	132	102	17	6
30335	Spirit Of Grace	EN	15820 W Clearview Blvd	Surprise, AZ	Scott A. Hackler	1999	710	710	410	177
05005	Faith	EN	2215 S 8th Ave	Yuma, AZ	Douglas G. Moffat	1953	30	30	38	8
30229	Gloria De Cristo	EN	11273 E 40th St	Yuma, AZ		1995	164	161	157	246
Conference Totals:							4,822	4,204	2,500	1,264

Code Key:

* = 2024 data not available as of report run date

**Evangelical Lutheran Church in America
Name and Address Summary Report as of December 31, 2024**

2D Grand Canyon Synod, ELCA

Cong ID	Congregation Name	Lang Codes	Location Address	City, State	Ministers	Year Orgn	Bapt Mbrs	Conf Mbrs	Avg Atnd On-site	Avg Atnd Online
Conference: 08 Kino										
07752	Desert Hills	EN	2150 S Camino Del Sol	Green Valley, AZ	Michael B. Sager Craig T. Larson	1986	1,353	1,353	849	412
07796	Resurrection	EN	11575 N 1st Ave	Oro Valley, AZ	Timothy P. Nybroten Erin C. Morris Wyatt Linde Carol A. George Emma C. Janzen	1988	1,280	807	694	492
14004	Sierra Evangelical	EN	101 N Lenzner Ave	Sierra Vista, AZ	Kurt J. Fangmeier	1959	189	172	87	26
14019	American Evangelical	EN	115 N Tucson Blvd	Tucson, AZ	Kim R. Taylor	1949	72	58	30	7
16184	Beautiful Savior	EN	7570 N Thornydale Rd	Tucson, AZ	Anton W. Scheer	1978	170	162	98	20
05006	Dove Of Peace	EN	665 W Roller Coaster Rd	Tucson, AZ	Stephen A. Springer	1963	303	213	70	40
07718	Iglesia Luterana de San Juan Bautista	SP EN	1130 E Bilby Rd	Tucson, AZ	Joachim M. Chavez	1984	201	160	50	370
30333	Lord Of Grace	EN	7250 N Cortaro Rd	Tucson, AZ	Lars A. Hammar	1999	155	155	104	132
16133	Lutheran Church Of The Foothills	EN	5102 N Craycroft Rd	Tucson, AZ	Naomi J. Hartman	1979	155	148	84	20
07467	Mount Zion	EN	4520 W Ajo Hwy	Tucson, AZ	Daniel J. Valasakos Louis Liss	1977	475	464	190	12
30664	New Spirit	EN	8701 E Old Spanish Trl	Tucson, AZ	Gregory Hartman	2005	236	236	72	0
05002	Our Saviour's Evangelical	EN	1200 N Campbell Ave	Tucson, AZ	Amalia J. Vagts Glenn Schrader	1945	216	201	84	63
14020	Santa Cruz	EN	6809 S Cardinal Ave	Tucson, AZ	Robert S. Jones	1952	69	67	34	41
05004	Streams in the Desert	EN	5360 E Pima St	Tucson, AZ	Thomas C. Dunham	1956	380	305	66	47
07368	Tanque Verde	EN	8625 E Tanque Verde Rd	Tucson, AZ	Joshua E. Auchenbach Amy M. Janssen	1974	717	633	328	151
Conference Totals:							5,971	5,134	2,840	1,833
Synod Totals:							30,589	23,824	11,611	9,172

Language Codes:

Amharic [AM]	Cherokee [CK]	Finnish [FI]	Inupiat [IP]	Maban [MB]	Portuguese [PR]	Taiwanese [TI]
Anyuak [AN]	Creole [CL]	French [FR]	Japanese [JA]	Mandarin [MA]	Sign [SI]	Tamil [TM]
Arabic [AB]	Czech [CZ]	German [GE]	Kiswahil [KI]	Navajo [NV]	Slovak [SL]	Telugu [TE]
Batak [BA]	Danish [DA]	Haitian [HA]	Korean [KO]	Norwegian [NO]	Spanish [SP]	Thai [TH]
Burmese [BU]	Dinka [DI]	Hmong [HM]	Lakotah [LK]	Nuer [NU]	Swahili [SA]	Tigrinya [TG]
Cambodian [CA]	English [EN]	Hungarian [HG]	Lao [LS]	Oromo [OR]	Swedish [SW]	Ukrainian [UK]
Cantonese [CH]	Estonian [ES]	Indonesian [ID]	Latvian [LA]	Paiute [PT]	Tagalog [TA]	Urdu [UR]
						Vietnamese [VI]

Code Key:

* = 2024 data not available as of report run date

**Evangelical Lutheran Church in America
Form A - Congregation Finances as of December 31, 2024**

2D Grand Canyon Synod, ELCA

Cong ID	Congregation Name and City	Regular Giving	Total Receipts	Total Assets	Total Indebtedness	Current Operating Expenses	Mission Support	Non-Mission Support	Total Disbursements
Conference: 01 Capital									
30613	Iglesia Luterana Vida Nueva, Glendale	22,000	22,000	0	0	90,518	2,200	0	92,718
07468	All Saints, Phoenix	1,826,052	2,018,177	8,637,925	1,772,797	1,241,539	26,400	100,576	1,621,419
13928 *	Bethel, Phoenix	64,041	64,041	1,500,000	0	118,367	0	0	118,367
04992	Faith, Phoenix	254,001	611,125	3,622,400	112,100	610,545	5,000	1,608	631,763
04994 *	Grace, Phoenix	151,333	599,793	8,557,199	0	404,428	27,773	39,012	511,121
04995	Mount Of Olives, Phoenix	63,702	201,250	3,044,544	29,000	195,015	7,261	1,665	207,486
04996	Our Saviour's Evangelical, Phoenix	194,682	393,929	5,555,683	471,288	342,696	22,000	5,367	403,219
04998 *	St Andrew, Phoenix	221,561	236,349	2,725,334	0	232,463	22,204	538	255,205
14010	Trinity, Phoenix	149,839	227,867	2,340,039	0	181,860	1,000	4,901	199,522
	Conference Totals	\$2,947,211	\$4,374,531	\$35,983,124	\$2,385,185	\$3,417,431	\$113,838	\$153,667	\$4,040,820
Conference: 02 Northeast Valley									
07717	Christ the Lord, Carefree	341,988	506,790	2,812,676	0	264,159	43,402	145,189	481,390
30902	New Journey, Fountain Hills	139,478	211,669	105,511	0	152,746	12,000	8,088	172,834
30720 *	La Sagrada Familia, Phoenix	81,280	248,422	0	0	267,211	2,440	0	269,651
13932	Prince Of Peace, Phoenix	463,075	831,880	9,317,059	101,251	831,880	22,500	25,575	1,132,687
14000	Ascension, Scottsdale	336,693	336,693	11,500,000	0	502,614	50,000	0	552,614
05008	Bethany, Scottsdale	124,121	171,818	1,940,425	0	198,923	4,967	2,572	206,462
30373	Living Water, Scottsdale	889,467	984,978	4,970,060	1,035,490	677,611	58,030	50,023	968,789
30009 *	New Covenant, Scottsdale	241,454	350,796	1,848,707	330,595	346,147	3,600	16,673	433,191
	Conference Totals	\$2,617,556	\$3,643,046	\$32,494,438	\$1,467,336	\$3,241,291	\$196,939	\$248,120	\$4,217,618
Conference: 03 High Country									
30276	Spirit of Joy, Clarkdale	187,342	213,783	3,006,543	127,353	164,134	5,550	135	197,757
04986	Shepherd of the Hills Evangelical, Flagstaff	364,527	458,691	2,216,525	704,876	306,022	38,000	0	404,646
04990	Mount Cross, Payson	302,768	488,807	2,757,077	372,015	294,901	21,000	33,997	403,140
30150	Emmanuel, Prescott Valley	301,900	308,504	1,480,523	74,244	373,191	30,190	74,033	566,689
13946 *	House Of Prayer, Rock Point	3,112	15,664	16,500	0	18,500	1,000	0	25,300
07619	Christ, Sedona	531,004	833,357	3,906,449	0	525,600	41,000	226,800	813,500
	Conference Totals	\$1,690,653	\$2,318,806	\$13,383,617	\$1,278,488	\$1,682,348	\$136,740	\$334,965	\$2,411,032
Conference: 04 Colorado River									
16386	Community, Bullhead City	167,725	213,951	1,353,926	0	185,385	8,100	4,990	198,475
07786	Christ the Servant, Henderson	401,248	737,455	8,147,475	755,351	386,876	12,000	7,259	513,076
30578	New Song, Henderson	704,620	1,445,393	4,835,524	1,530,337	1,043,798	34,651	6,750	1,288,510
13841	Grace, Kingman	265,708	291,113	6,365,339	170,708	297,277	6,875	20,259	367,160

Evangelical Lutheran Church in America
Form A - Congregation Finances as of December 31, 2024

2D Grand Canyon Synod, ELCA

Cong ID	Congregation Name and City	Regular Giving	Total Receipts	Total Assets	Total Indebtedness	Current Operating Expenses	Mission Support	Non-Mission Support	Total Disbursements
13846	Mount Olive, Lake Havasu City	349,272	693,363	1,922,973	0	401,866	34,927	219,468	656,261
13854	Christ, Las Vegas	267,397	567,394	3,418,000	0	304,069	2,000	25,000	603,069
13855	Community, Las Vegas	1,367,239	1,790,101	0	2,949,661	1,676,336	0	27,000	1,790,207
07493	Good Samaritan, Las Vegas	792,892	1,365,399	13,867,249	4,379,569	1,122,871	48,200	34,000	2,124,711
07740	Holy Spirit, Las Vegas	343,286	365,610	1,678,811	0	310,328	0	38,615	633,589
30117	St Andrew, Las Vegas	500,525	514,657	3,700,350	115,319	511,090	50,000	19,292	621,122
30545	Saved by Grace, Pahrump	146,339	175,179	493,060	0	155,424	3,100	600	187,038
30299*	New Promise, St George	370,650	485,947	2,539,877	453,256	363,150	37,065	35,265	476,186
	Conference Totals	\$5,676,901	\$8,645,562	\$48,322,584	\$10,354,201	\$6,758,470	\$236,918	\$438,498	\$9,459,404

Conference: 05 Rio Salado

31158	Epiphany Of Christ, Apache Junction	144,941	191,702	1,237,147	0	289,693	3,000	8,967	338,291
07526	Spirit Of Joy, Chandler	96,000	212,000	1,505,312	0	211,174	4,800	0	215,974
16406	Bethlehem, Mesa	220,866	260,334	1,385,211	0	231,363	7,200	4,921	243,556
04989	First, Mesa	112,691	242,605	4,989,029	21,718	201,057	10,300	3,327	262,950
07763	Love Of Christ, Mesa	944,113	1,148,668	11,996,979	0	828,640	93,100	102,640	1,085,930
16290	Our Savior's Lutheran Church Of East Mesa, Mesa	602,049	1,344,276	8,214,802	659,588	521,726	20,991	3,997	645,638
30439	Spirit of Hope, Mesa	232,968	260,412	2,853,305	694,267	115,631	7,950	3,215	214,853
31094	Crossroads, San Tan Valley	114,998	171,741	261,500	154,000	161,502	4,800	500	186,311
	Conference Totals	\$2,468,626	\$3,831,738	\$32,443,285	\$1,529,573	\$2,560,786	\$152,141	\$127,567	\$3,193,503

Conference: 06 Fiesta

16401	Central, Arizona City	134,003	158,186	795,558	0	84,445	7,333	17,274	109,052
04985	Holy Trinity, Chandler	512,713	603,269	1,346,171	0	518,561	31,500	65,790	645,851
30979	Maricopa, Maricopa	228,854	259,637	819,086	0	205,005	17,160	26,352	248,517
30023*	Esperanza, Phoenix	318,219	339,229	1,729,447	337,214	251,880	9,400	0	303,146
07446	Mountain View, Phoenix	1,120,022	1,232,493	4,872,967	743,480	965,334	15,000	48,959	1,067,345
07708	Desert Cross, Tempe	987,133	1,282,526	5,949,353	892,019	1,077,820	60,200	41,760	1,277,512
05000	University, Tempe	200,138	253,899	8,436,015	1,410	284,815	11,970	525	297,310
	Conference Totals	\$3,501,082	\$4,129,239	\$23,948,597	\$1,974,123	\$3,387,860	\$152,563	\$200,660	\$3,948,733

Conference: 07 Cactus

13766	Our Saviour, Buckeye	17,043	17,043	33,366	0	17,000	0	0	17,000
04987	St John, Glendale	462,884	561,800	3,680,179	51,997	406,048	42,429	41,650	568,358
13821	Christ Evangelical, Goodyear	327,693	428,470	3,024,730	747,191	279,179	14,530	0	484,545
30681	Community Of Grace, Peoria	1,277,075	1,560,502	6,308,163	4,380,744	1,140,772	52,359	115,256	1,596,819
16355	Peace, Peoria	614,688	754,961	3,879,734	0	599,421	59,500	23,700	762,621

**Evangelical Lutheran Church in America
Form A - Congregation Finances as of December 31, 2024**

2D Grand Canyon Synod, ELCA

Cong ID	Congregation Name and City	Regular Giving	Total Receipts	Total Assets	Total Indebtedness	Current Operating Expenses	Mission Support	Non-Mission Support	Total Disbursements
16016	American Lutheran Church Of Sun City, Sun City	959,286	1,542,165	11,083,550	1,363,934	997,134	51,644	24,740	1,261,125
04999	Shepherd Of The Desert, Sun City	151,461	265,287	6,077,000	78,000	265,000	2,500	12,025	302,525
07633	Lord Of Life, Sun City West	122,575	897,659	15,201,001	0	1,032,925	133,320	351,636	2,417,119
16433	Pan De Vida, Surprise	12,541	41,782	250,000	0	60,158	0	0	60,158
30335	Spirit Of Grace, Surprise	819,888	901,905	2,108,737	388,894	752,441	13,000	75,885	949,476
05005	Faith, Yuma	71,559	157,766	1,868,972	0	231,072	1,800	13,040	245,912
30229	Gloria De Cristo, Yuma	377,898	431,018	2,818,923	0	318,980	2,000	24,159	345,139
	Conference Totals	\$5,214,591	\$7,560,358	\$56,334,355	\$7,010,760	\$6,100,130	\$373,082	\$682,091	\$9,010,797
Conference: 08 Kino									
07752	Desert Hills, Green Valley	1,688,207	1,824,611	3,502,425	2,131	1,851,031	163,730	85,691	2,100,452
07796	Resurrection, Oro Valley	2,341,694	3,476,908	7,396,576	0	1,898,819	50,000	50,148	2,704,524
14004	Sierra Evangelical, Sierra Vista	345,298	474,107	4,389,751	0	276,494	16,100	19,362	360,666
14019	American Evangelical, Tucson	113,274	154,790	1,568,312	0	141,762	0	4,879	153,393
16184	Beautiful Savior, Tucson	284,384	574,726	2,524,462	796,129	646,518	7,000	7,566	720,556
05006	Dove Of Peace, Tucson	383,707	432,518	4,394,938	29,607	368,438	29,000	18,581	434,787
07718	Iglesia Luterana de San Juan Bautista, Tucson	7,024	169,024	0	0	104,034	1,000	0	163,184
30333	Lord Of Grace, Tucson	283,928	416,119	1,718,671	59,427	394,205	4,200	200	443,667
16133	Lutheran Church Of The Foothills, Tucson	267,885	321,968	3,193,473	0	378,833	27,195	95,215	558,243
07467	Mount Zion, Tucson	370,831	665,194	2,294,300	201,098	411,308	12,000	5,000	468,897
30664	New Spirit, Tucson	182,622	368,958	4,419,272	2,597	319,559	22,246	2,170	374,671
05002	Our Saviour's Evangelical, Tucson	331,238	745,544	6,812,893	0	528,314	32,259	70,824	666,397
14020	Santa Cruz, Tucson	124,540	138,614	1,158,149	0	81,611	10,408	3,680	95,699
05004	Streams in the Desert, Tucson	237,018	454,484	1,987,154	825	235,000	24,000	5,000	264,000
07368	Tanque Verde, Tucson	913,075	1,550,639	7,191,934	634,749	817,293	57,743	15,146	1,430,998
	Conference Totals	\$7,874,725	\$11,768,204	\$52,552,310	\$1,726,563	\$8,453,219	\$456,881	\$383,462	\$10,940,134
	Synod Totals	\$31,991,345	\$46,271,484	\$295,462,310	\$27,726,229	\$35,601,535	\$1,819,102	\$2,569,030	\$47,222,041

2D Grand Canyon Synod, ELCA

Summary of Membership Statistics Totals -- End of Year	2023	2024	Change	Percent	Analysis of Attendance	2023	2024
Congregations	80	77	-3	-3.75	Avg. # weeks congregations worshipped (on-site)	49	51
Congregations - Organized	80	77	-3	-3.75	Avg. # weeks congregations worshipped (online)	41	43
Congregations - Under Development	0	0	0	---	Total avg. weekly worship attendance (on-site)	11,789	11,611
Congregations - Filed Form A	71	69	-2	-2.82	Total avg. weekly worship attendance (online)	6,940	9,172
Baptized Members	32,684	30,589	-2,095	-6.41	Avg. att. per congregation (on-site)	151	153
Average Baptized Members per Congregation	409	397	-11	-2.76	Avg. att. per congregation (online)	102	139
Confirmed Members	24,366	23,824	-542	-2.22	Average att. as a percentage of baptized membership (on-site)	36.07	37.96
Average Confirmed Members per Congregation	305	309	5	1.59	Average att. as a percentage of baptized membership (online)	21.23	29.98
Analysis of Membership Gains and Losses							
Baptized Members -- Received							
By Baptism - Children Under Age 16	248	247	-1	-0.40			
By Baptism - Adults Age 16 and Older	33	42	9	27.27			
By Affirmation of Faith	646	631	-15	-2.32			
By Transfer	397	284	-113	-28.46			
From Other Sources and Stat Adjs	514	157	-357	-69.46			
Baptized Members -- Total Received	1,838	1,361	-477	-25.95			
Baptized Members -- Removed							
By Death	548	571	23	4.20			
By Transfer	354	253	-101	-28.53			
For Other Reasons and Stat Adjs	1,284	2,371	1,087	84.66			
Baptized Members -- Total Removed	2,186	3,195	1,009	46.16			
Baptized Members Confirmed	132	140	8	6.06			
Active Participants	28,735	24,788	-3,947	-13.74			

2D Grand Canyon Synod, ELCA

Summary of Financial Statistics	2023	2024	Change	Percent	Statistical Analysis	
Totals -- End of Year					Averages per Congregation Reporting	
Total Receipts	46,490,386	46,271,484	-218,902	-0.47	Total Receipts (/77)	600,928.36
Total Disbursements **	48,263,060	47,222,041	-1,041,019	-2.16	Total Disburse (/77)	613,273.26
Total Indebtedness on Dec 31	26,654,476	27,726,229	1,071,753	4.02	Total Indebtedness (/40)	693,155.73
Projected Mission Support	2,458,617	2,088,982	-369,635	-15.03		
Average Total Giving / Bapt Member	1135.70	1202.25	66.55	5.86	Percent Congs With No Debt	48.05
Average Total Giving / Conf Member	1523.40	1543.64	20.24	1.33		
Detail of Financial Statistics - Receipts						
Regular Giving	31,862,991	31,991,345	128,354	0.40		
Designated Giving	5,256,177	4,784,325	-471,852	-8.98		
Earned Income (any source)	4,875,783	4,639,635	-236,148	-4.84		
Grants (any source)	1,750,795	699,509	-1,051,286	-60.05		
All Other Receipts	2,744,640	4,156,670	1,412,030	51.45		
Detail of Financial Statistics - Disbursements					Percent of Total Disbursements	
Current Operating Expenses	34,888,854	35,601,535	712,681	2.04	Current Operating Expenses	75.39
Capital Improvements	2,629,577	3,393,668	764,091	29.06	Capital Improvements	7.19
Payments on Debts	4,365,174	3,107,389	-1,257,785	-28.81	Payments on Debts	6.58
Mission Support	1,789,349	1,819,102	29,753	1.66	Mission Support	3.85
Other Synod Benevolence	286,249	383,106	96,857	33.84	Other Synod Benevolence	0.81
Other CWO Benevolence	301,990	249,603	-52,387	-17.35	Other CWO Benevolence	0.53
Benevolence - Another Country	240,178	305,649	65,471	27.26	Benevolence - Another Country	0.65
Benevolence - Camps	17,169	9,999	-7,170	-41.76	Benevolence - Camps	0.02
Benevolence - Campus Ministry	36,261	45,725	9,464	26.10	Benevolence - Campus Ministry	0.10
Benevolence - Colleges	10,200	17,212	7,012	68.75	Benevolence - Colleges	0.04
Benevolence - Seminaries	100,963	122,278	21,315	21.11	Benevolence - Seminaries	0.26
Benevolence - Social Service	660,425	608,150	-52,275	-7.92	Benevolence - Social Service	1.29
Benevolence - Direct Recipient	866,017	827,308	-38,709	-4.47	Benevolence - Direct Recipient	1.75
Subtotal Non-Mission Supt Benev	2,519,452	2,569,030	49,578	1.97	Subtotal Non-Mission Supt Benev	5.44
Other Expenses & Realized Losses	2,070,654	731,317	-1,339,337	-64.68	Other Expenses & Realized Losses	1.55

** Total Disbursements may not equal the sum of the disbursements details reported due to previous data not being included in the detail listing.

2D Grand Canyon Synod, ELCA

Congregations Reporting Ethnic Active Participants					Percent of Congregations Reporting Ethnic Active Participants	
	2023	2024	Change	Percent		
African American/Black	50	45	-5	-10.00	African American/Black	58.44
African National/African Caribbean	12	13	1	8.33	African National/African Caribbean	16.88
American Indian/Alaska Native	18	18	0	0.00	American Indian/Alaska Native	23.38
Arab/Middle Eastern	10	10	0	0.00	Arab/Middle Eastern	12.99
Asian/Pacific Islander	39	38	-1	-2.56	Asian/Pacific Islander	49.35
Latino/Hispanic	55	53	-2	-3.64	Latino/Hispanic	68.83
Multiracial	33	30	-3	-9.09	Multiracial	38.96
White	76	69	-7	-9.21	White	89.61

Total Ethnic Active Participants					Percent Ethnic Active Participants	
	2023	2024	Change	Percent		
African American/Black	376	497	121	32.18	African American/Black	1.96
African National/African Caribbean	160	143	-17	-10.63	African National/African Caribbean	0.56
American Indian/Alaska Native	147	159	12	8.16	American Indian/Alaska Native	0.63
Arab/Middle Eastern	35	34	-1	-2.86	Arab/Middle Eastern	0.13
Asian/Pacific Islander	253	249	-4	-1.58	Asian/Pacific Islander	0.98
Latino/Hispanic	1,378	1,394	16	1.16	Latino/Hispanic	5.50
Multiracial	476	349	-127	-26.68	Multiracial	1.38
White	25,606	22,513	-3,093	-12.08	White	88.85

2D Grand Canyon Synod, ELCA

(69 Congs Filed)

C31 Languages in which Liturgies are Regularly Conducted

Amharic	Estonian	Lao	Swahili
Anyuak	Finnish	Latvian	Swedish
Arabic	French	Maban	Tagalog
Batak	German	Mandarin	Taiwanese
Burmese	Haitian	Navajo 1	Tamil 1
Cambodian	Hmong	Norwegian	Telugu
Cantonese	Hungarian	Nuer	Thai
Cherokee	Indonesian	Oromo	Tigrinya
Creole	Inupiat	Paiute	Ukrainian
Czech	Japanese	Portuguese	Urdu
Danish	Kiswahili	Sign	Vietnamese
Dinka	Korean 1	Slovak	
English 76	Lakotah	Spanish 6	

C32 Disability Assistance Provided

Wheelchair Accessibility	69
Braille Worship Materials	3
Large Print Worship Materials	46
Assistive Hearing Devices	38
Sign Language Interpreters	4
Mental Health Ministries	12
Ministry with People with Developmental Disabilities	3
Specialized Faith Formation for Children or Adults (ADHD, autism, dyslexia, etc.)	2
No Response to Any	6

Evangelical Lutheran Church in America
Summary of Congregations That Did Not File 2024 Report Form A

2D Grand Canyon Synod, ELCA

Last Year Filed	Cong ID	Cong Status	Baptized Members	Congregation Name	City, State	Minister	Phone
2013	13928	Org	162	Bethel	Phoenix, AZ		(602)995-0629
2022	04994	Org	181	Grace	Phoenix, AZ	David M. Sivecz	(602)258-3787
2022	30720	Org	1,922	La Sagrada Familia	Phoenix, AZ		(602)237-6532
2023	04998	Org	228	St Andrew	Phoenix, AZ	Kari J. Williamson	(602)942-5811
2023	13946	Org	51	House Of Prayer	Rock Point, AZ		(928)659-4201
2023	30009	Org	204	New Covenant	Scottsdale, AZ	Steven T. Kruse	(480)860-0169
2023	30023	Org	193	Esperanza	Phoenix, AZ	Christopher D. Heller	(480)759-1515
2023	30299	Org	336	New Promise	St George, UT	Joseph M. Doherty	(435)628-9740

Synod Total: 8 Congregation(s)