

2024

Synod Data Toolkit

Pacifica Synod (2C)

Office of the Secretary
December 2025



Evangelical
Lutheran Church
in America

This page intentionally left blank.

Table of Contents

03

Synod Summary

05

Synod Trend Tables & Charts

18

Baptized Members, Average Attendance, and Active Participants

24

Baptisms by Congregation

30

Congregation Reports

Summary of Membership, Participation, and Attendance

2C - Pacifica

Baptized membership has declined 29% over the past eight years, changing from 27,540 in 2017 to 19,601 in 2024. Over this same time period, the overall ELCA baptized membership decreased 23%.

Since 2017, **active participation** has shrunk 27%, moving from 19,183 to 14,050 with a rise of 68 in the most recent year. When looking at participation changes between 2020 and 2024 there was a 9% decrease. Since 2017, active participation in the ELCA overall has decreased by 38% (approximately 5% per year). Since 2020, active participation has decreased at a slightly slower rate of 16% (approximately 4% per year).

In-person worship attendance has declined 43% from 10,552 in 2017 to 5,999 in 2024. Some of this decline is made up by attenders worshiping online (4,745 in 2024). It is important to note that beginning in 2020, congregations were asked specifically about their in-person and online worship attendance separately. In-person worship attendance has increased 10% since 2020 from 5,429 to 5,999 in 2024. Since 2020, the overall ELCA in-person worship attendance increased 30% from 404,611 to 525,792 in 2024.

Summary of Finances

2C - Pacifica

Regular giving has decreased by 6% since 2017, moving from \$23,901,369 in 2017 to \$22,483,837 in 2024. Over this period, inflation was 28%. Since 2020, regular giving has decreased by 9% in the synod and decreased by 2.5% in the ELCA overall; inflation was 21% during this time period.

Mission support has decreased 15% since 2017, from \$1,443,906 to \$1,227,742 in 2024. The ELCA overall experienced a 12% decline over the same period. Since 2020, mission support has decreased by 11% in the synod and decreased by 7% in the ELCA overall.

Operating expenses have increased by 14%, standing at \$35,267,316 in 2024 compared to \$30,967,240 in 2017. They have increased by 4% for the ELCA overall during this time. Since 2020, operating expenses have increased by 13% in the synod and increased 8% in the ELCA overall.

Synod Trend Tables and Charts

- Synod Trend Tables
- Synod Trend Charts
- Congregations by Size
- Growth & Decline Tables

Annual Congregation Report

Trends for 2C - Pacifica

	2017	2018	2019	2020	2021	2022	2023	2024
Number of Organized Congregations	107	105	104	101	99	100	98	98
Baptized Membership	27,540	26,366	25,139	23,384	21,975	21,013	20,221	19,601
Members Received By:								
Baptism: Children	322	281	249	131	177	160	197	186
Baptism: Adults	60	50	53	26	45	57	43	37
Affirmation of Faith	447	373	302	174	224	368	238	312
Transfer	275	188	221	130	162	188	202	189
Other and Statistical Adjustment	174	75	81	70	111	59	138	25
Members Removed By:								
Death	341	386	330	365	330	338	316	281
Transfer	220	167	219	176	193	186	178	150
Other and Statistical Adjustment	1,574	1,426	1,744	1,445	1,353	1,565	1,101	942
Baptized Members Confirmed	185	189	173	118	112	111	88	100
Confirmed Members	23,026	22,229	20,264	19,144	18,028	17,344	17,047	15,918
Active Participants	19,183	18,702	18,191	15,437	16,277	14,513	13,982	14,050
Average Attendance	10,552	10,128	9,645	Not collected	Not collected	Not collected	Not collected	Not collected
Average Attendance - On-site				5,429	5,296	5,931	6,027	5,999
Average Attendance - Online				10,366	6,672	5,836	5,324	4,745
Racial/Ethnic Composition of Active Participants								
African American/Black	246	232	188	195	184	147	158	182
African National/African Caribbean	92	71	79	75	76	101	38	46
American Indian/Alaska Native	34	17	22	31	30	12	9	11
Arab/Middle Eastern	65	57	53	59	50	56	73	58
Asian/Pacific Islander	843	1,086	935	914	1,219	929	952	976
Multi-Racial/Multi-Ethnic	620	583	643	991	1,143	680	642	656
Other	270	81	Omitted	Omitted	Omitted	Omitted	Omitted	Omitted
Hispanic/Latino	898	937	1,041	941	1,130	919	1,008	1,319
White	15,475	15,732	15,229	12,018	11,958	11,121	11,102	10,726

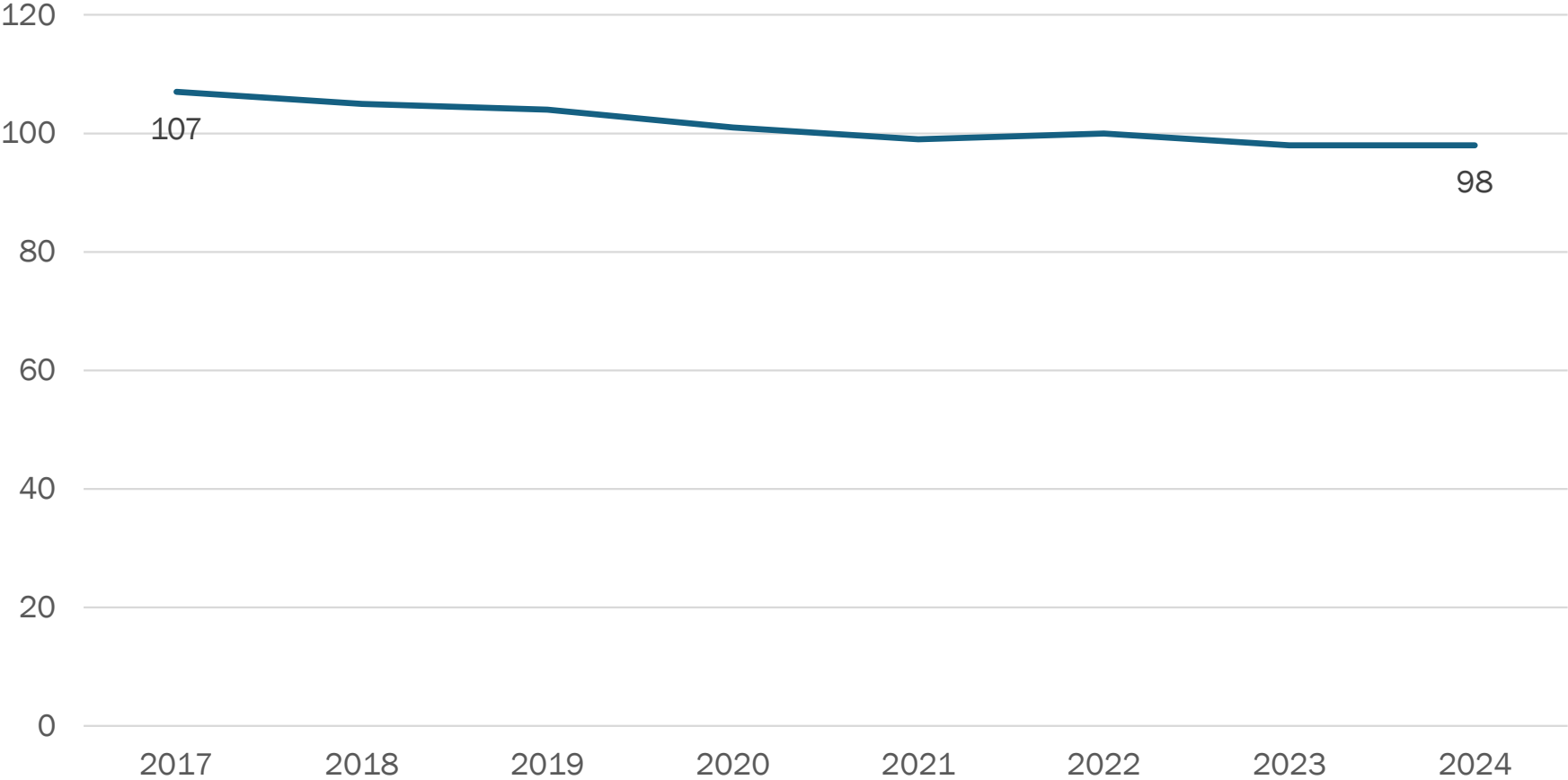
Annual Congregation Report

Trends for 2C - Pacifica

	2017	2018	2019	2020	2021	2022	2023	2024
Regular Giving by Members	\$23,901,369	\$24,081,813	\$23,145,114	\$24,753,409	\$22,042,503	\$21,867,677	\$21,338,900	\$22,483,837
Designated Giving by Members	\$6,053,073	\$4,324,734	\$5,671,001	\$5,701,963	\$4,446,591	\$4,298,067	\$3,990,388	\$4,360,045
Earned Income (any source)	\$5,910,614	\$6,631,089	\$6,939,958	\$5,408,043	\$7,896,161	\$7,555,283	\$8,154,314	\$7,586,696
Grants & Partnership Support	\$665,801	\$202,048	\$326,103	\$1,701,741	\$1,117,629	\$843,889	\$962,621	\$894,634
Other Receipts	\$6,505,235	\$5,271,477	\$5,712,841	\$4,621,718	\$7,287,881	\$5,174,002	\$4,794,795	\$5,432,504
Total Receipts	\$43,036,092	\$40,511,161	\$41,795,017	\$42,186,874	\$42,790,765	\$39,738,918	\$39,241,018	\$40,757,716
Total Indebtedness	36229057	24351116	30094200	34327560	\$27,362,174	\$26,007,485	\$20,414,331	\$21,282,467
Intended Mission Support	\$1,673,147	\$1,470,841	\$1,581,828	\$1,888,632	\$1,676,276	\$1,478,556	\$1,365,201	\$1,302,142
Current Operating Expenses	\$30,967,240	\$32,076,091	\$32,362,413	\$31,194,777	\$31,294,119	\$32,895,973	\$34,432,319	\$35,267,316
Capital Improvements	\$4,707,445	\$2,785,556	\$1,285,341	\$2,176,845	\$1,813,199	\$2,174,188	\$2,294,772	\$2,057,318
Payments on Debt	\$2,531,850	\$2,911,742	\$4,413,967	\$4,473,085	\$2,354,233	\$2,363,252	\$1,642,314	\$2,085,242
Mission Support	\$1,443,906	\$1,396,794	\$1,394,549	\$1,379,931	\$1,366,805	\$1,418,994	\$1,241,333	\$1,227,742
as % of Total Disbursements	3.42	3.38	3.36	3.41	3.54	3.39	2.97	2.8
as % of Regular Giving	6.04	5.8	6.03	5.57	6.20	6.49	5.82	5.46
Other Benevolence sent directly:								
To the synod	\$279,796	\$162,459	\$134,224	\$137,017	\$145,610	\$214,408	\$211,229	\$130,725
To the churchwide organization	\$87,778	\$52,336	\$79,005	\$29,958	\$69,847	\$106,440	\$104,976	\$73,040
For activity in another country	\$178,671	\$317,997	\$269,089	\$210,880	\$252,847	\$262,595	\$272,943	\$127,181
To camps	\$12,319	\$31,480	\$21,912	\$18,073	\$46,189	\$25,716	\$9,599	\$10,580
To colleges	\$12,177	\$7,928	\$3,675	\$10,675	\$5,939	\$5,303	\$1,350	\$3,872
To seminaries	\$8,929	\$6,788	\$7,100	\$1,350	\$3,750	\$8,567	\$2,461	\$4,313
To social service organizations	\$165,327	\$225,637	\$153,129	\$156,172	\$230,710	\$120,142	\$356,529	\$401,486
To campus ministry	\$16,958	\$47,483	\$125,052	\$35,674	\$87,961	\$41,612	\$55,678	\$26,430
All other benevolence	\$455,478	\$285,425	\$361,903	\$385,459	\$396,393	\$459,191	\$519,739	\$579,343
Non-mission support benevolence	\$1,219,854	\$1,139,954	\$1,155,089	\$985,258	\$1,239,246	\$1,243,974	\$1,534,504	\$1,356,970
Other expenses	\$1,360,474	\$960,168	\$844,672	\$219,571	\$585,116	\$1,819,430	\$655,494	\$1,905,441
Sum of Disbursements	\$42,230,769	\$41,270,305	\$41,458,452	\$40,431,888	\$38,655,139	\$41,918,232	\$41,800,736	\$43,900,029

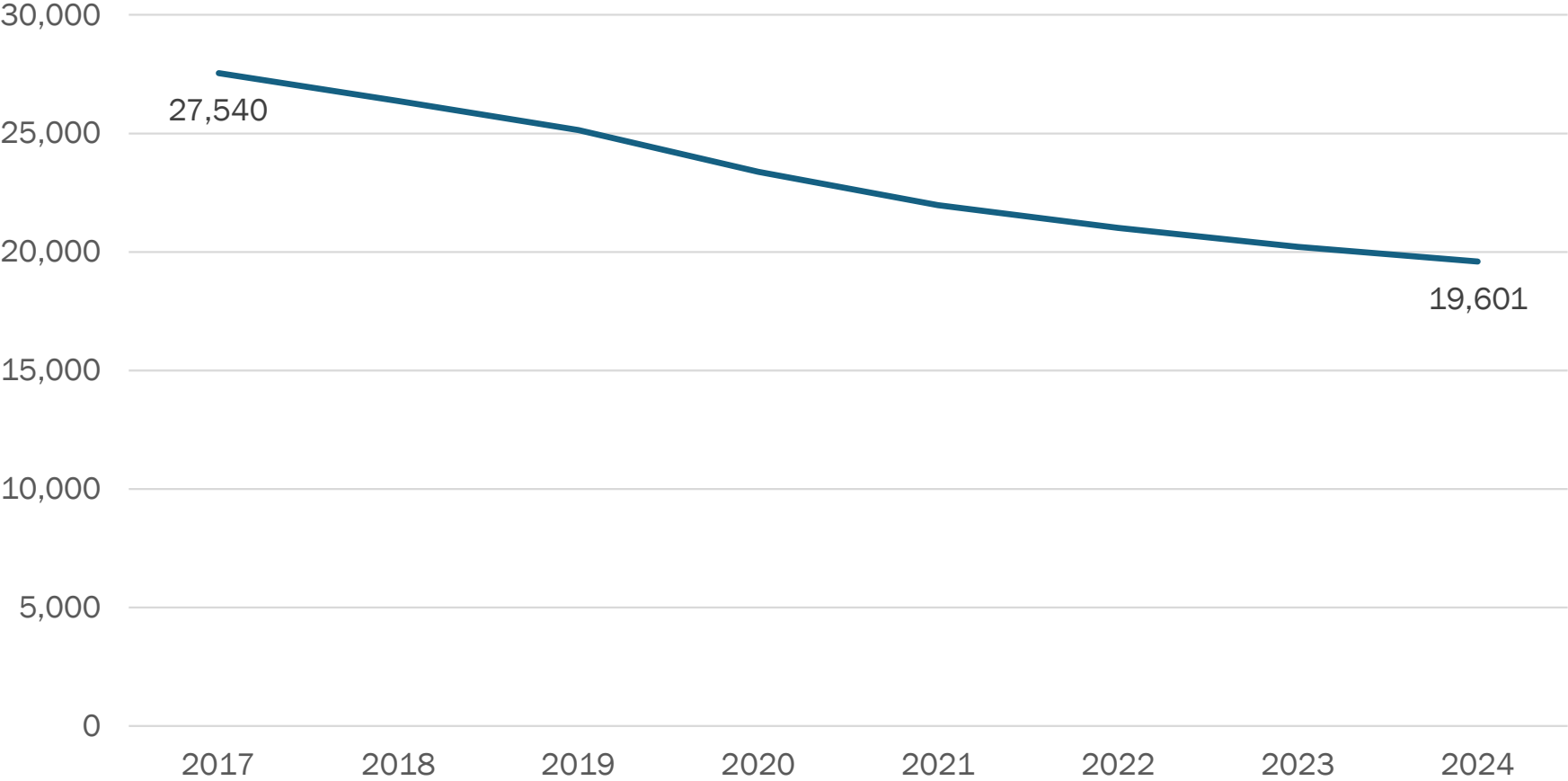
Number of Organized Congregations (2017-2024)

2C - Pacifica



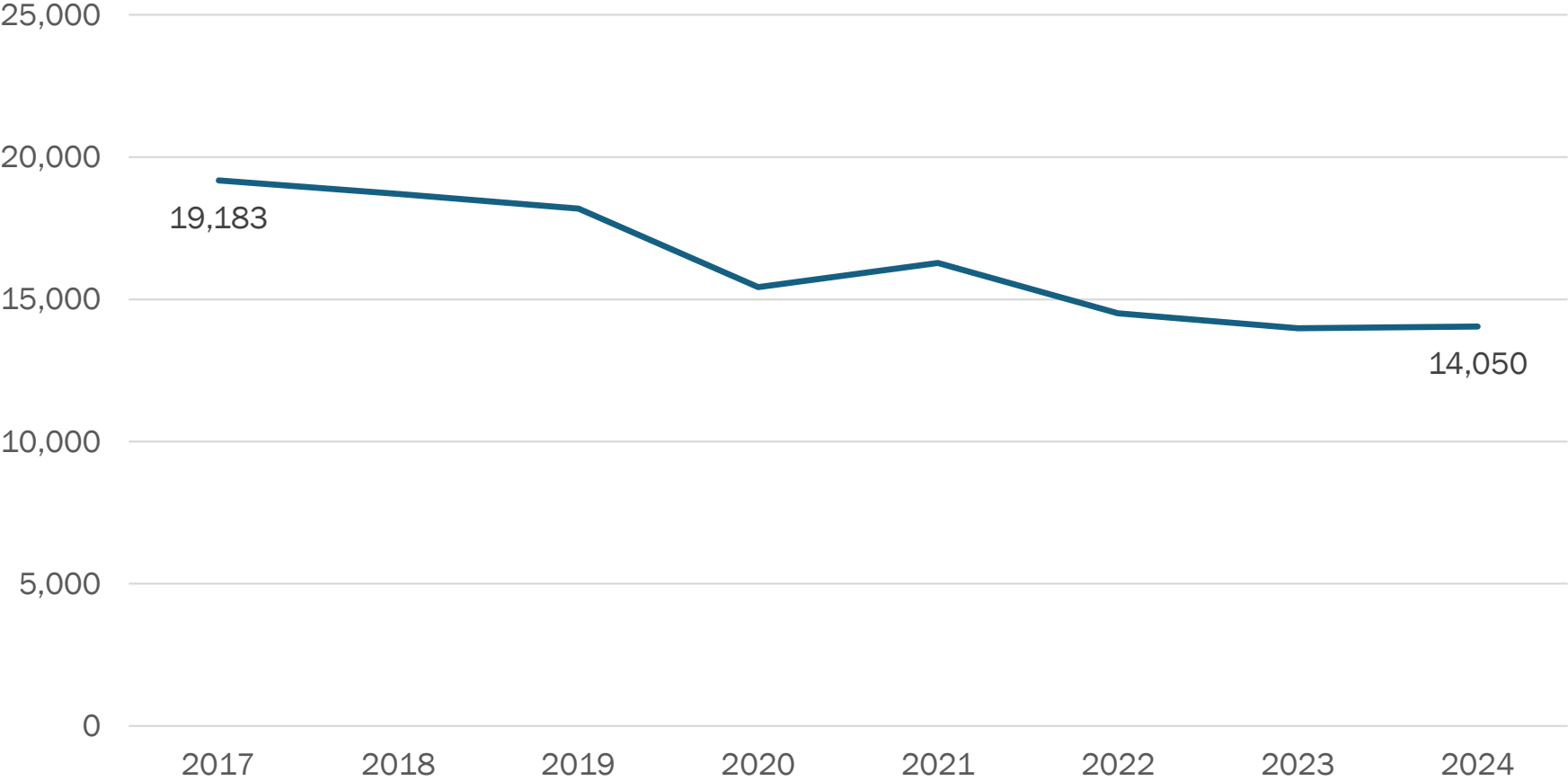
Baptized Membership (2017-2024)

2C - Pacifica



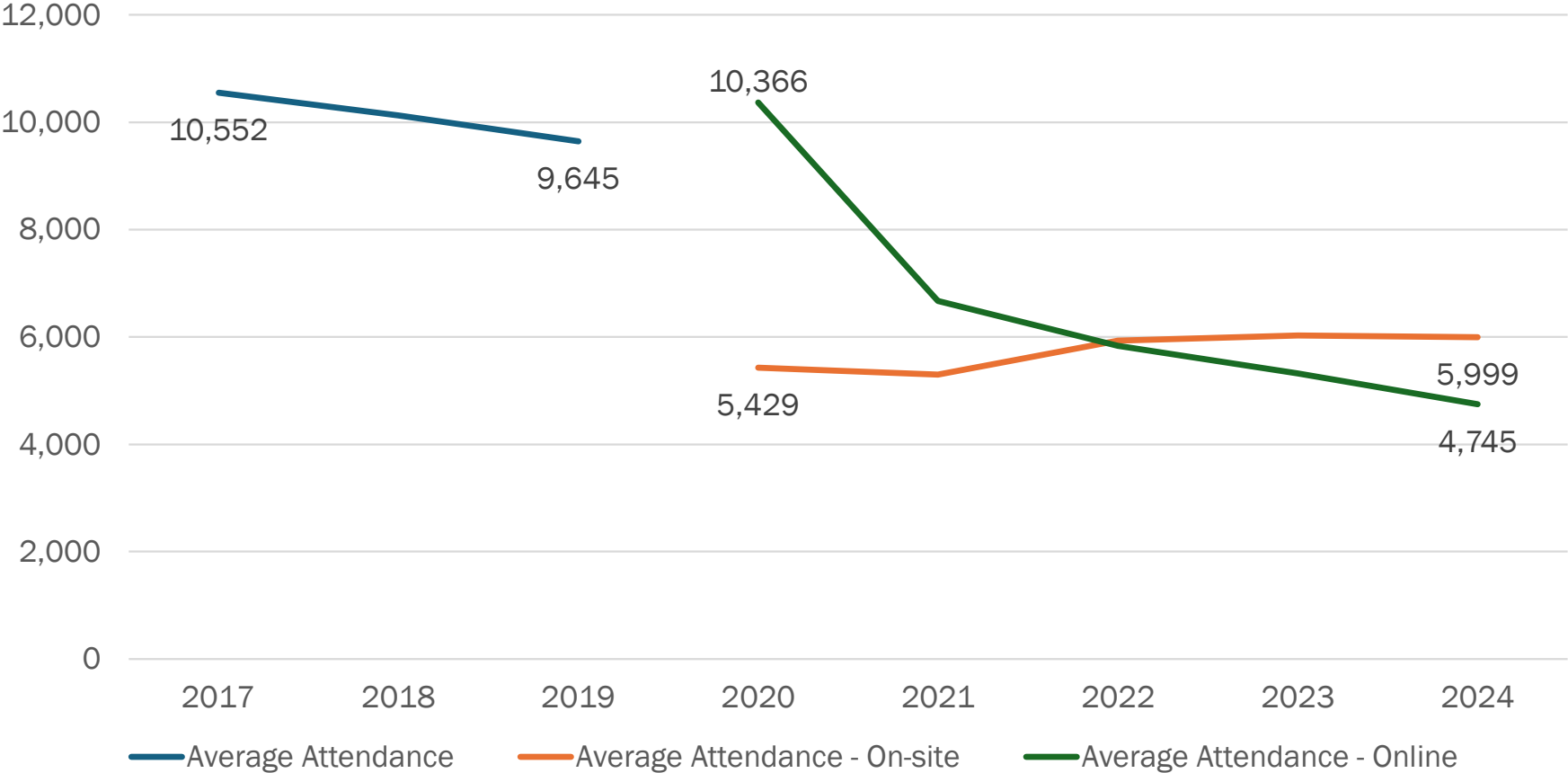
Active Participants (2017-2024)

2C - Pacifica



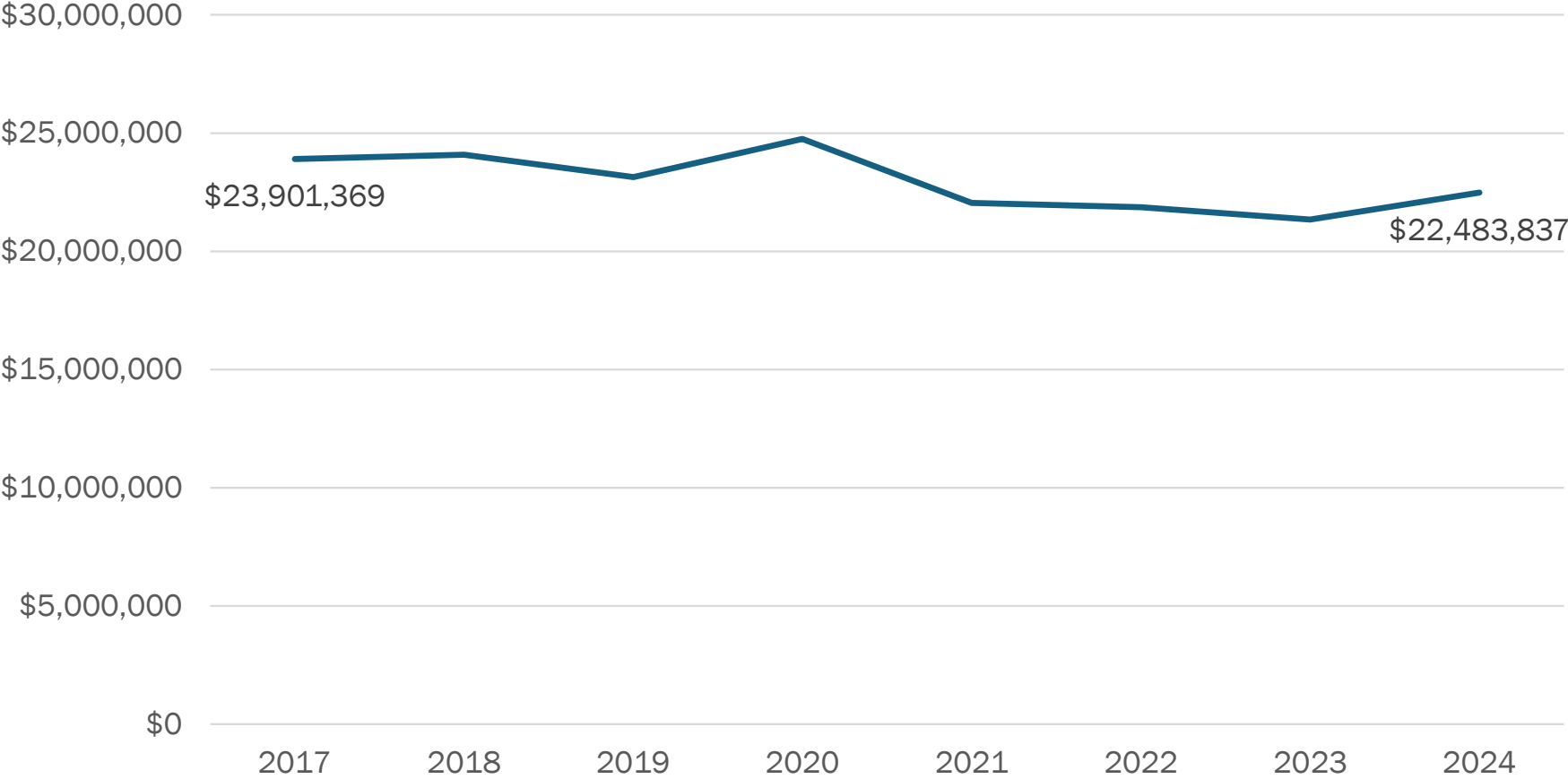
Worship Attendance (2017-2024)

2C - Pacifica



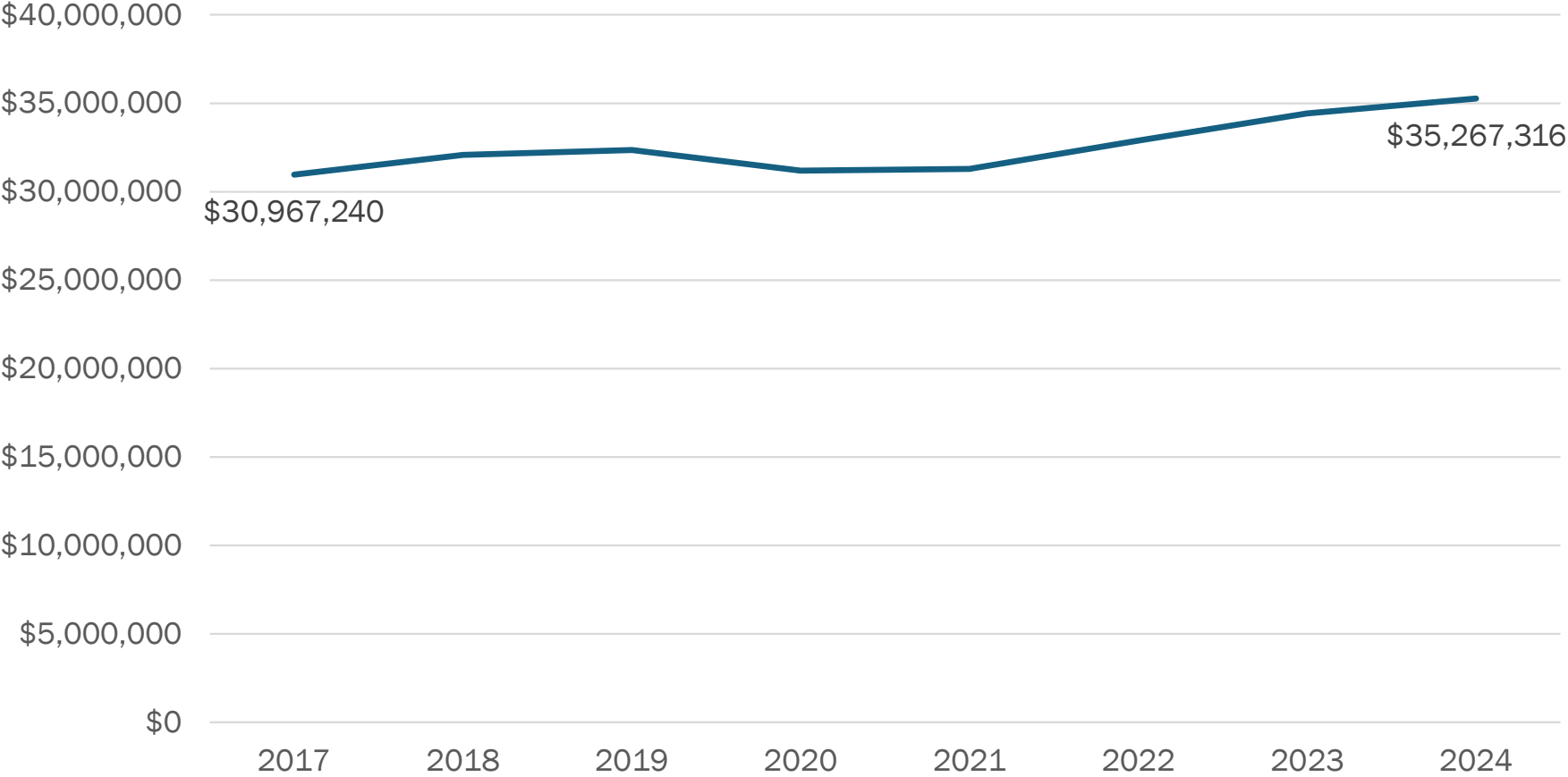
Regular Giving by Members (2017-2024)

2C - Pacifica



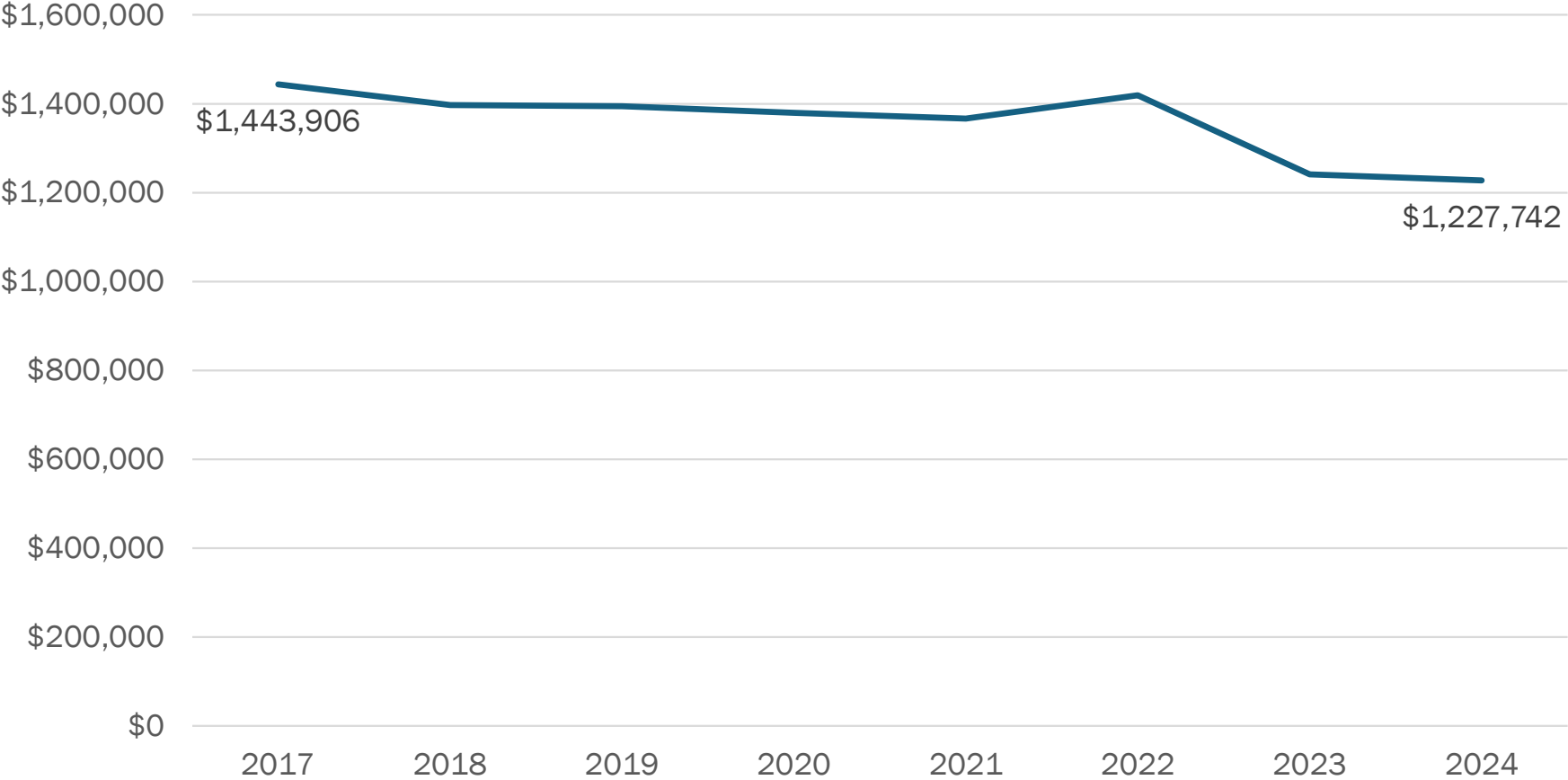
Current Operating Expenses (2017-2024)

2C - Pacifica



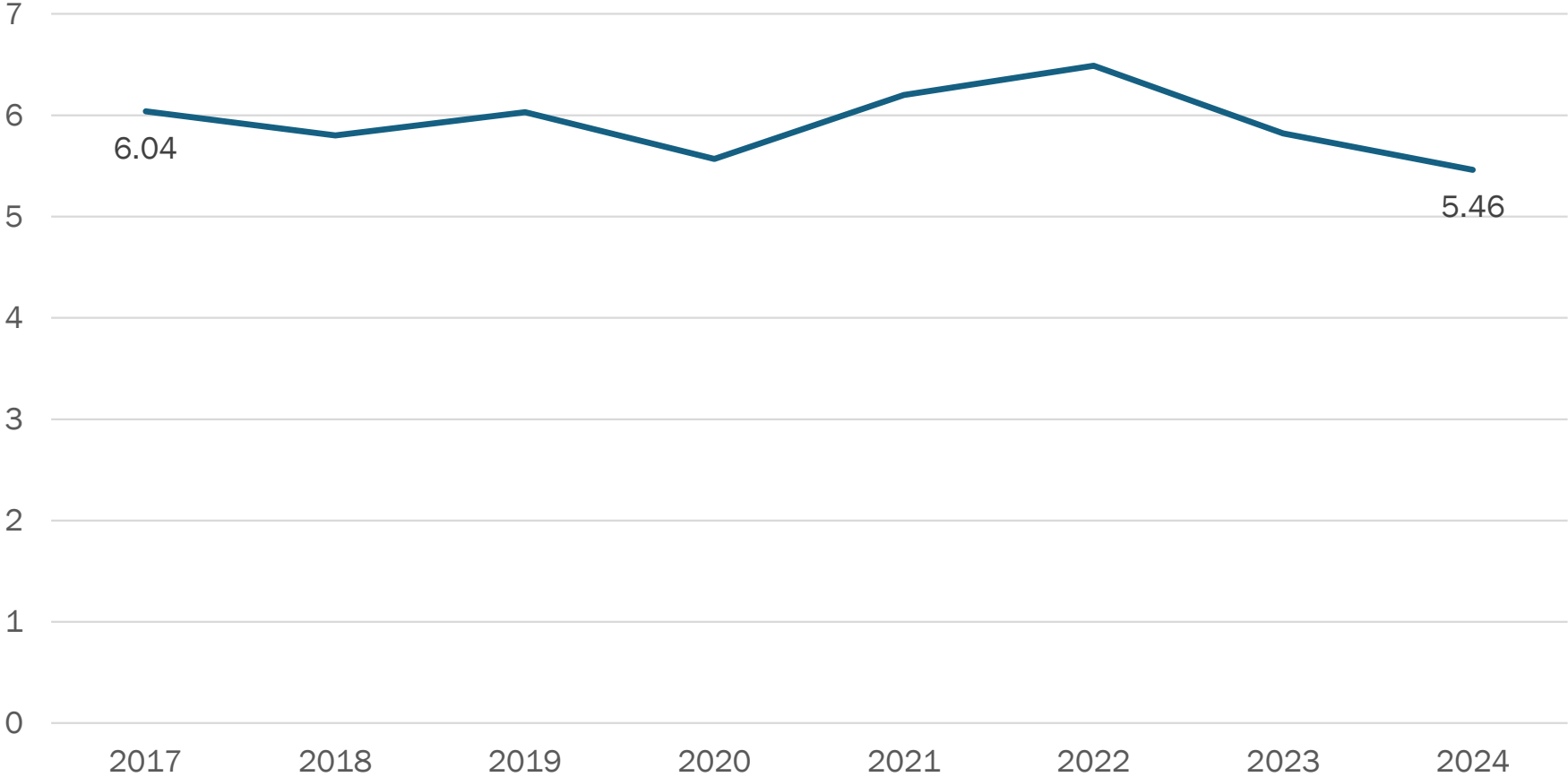
Mission Support (2017-2024)

2C - Pacifica

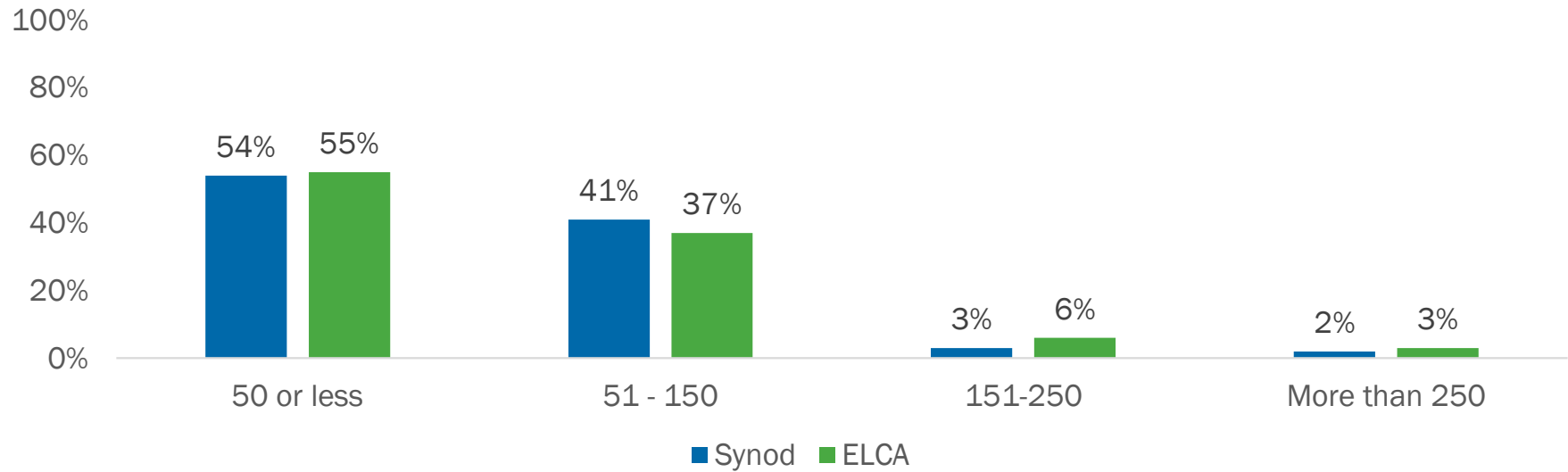


Mission Support as % of Regular Giving (2017-2024)

2C - Pacifica



Congregations by Size (Average On-Site Worship Attendance) 2C - Pacifica



Average On-Site Worship Attendance	Number of congregations (Synod)*	% of congregations (Synod)	Number of congregations (ELCA)*	% of congregations (ELCA)
50 or less	50	54%	4134	55%
51-150	38	41%	2787	37%
151-250	3	3%	430	6%
More than 250	2	2%	220	3%

*Submitted at least one Annual Congregation Report between 2020 and 2024.

Growth and Decline (2019-24)

2C - Pacifica

Change in Baptized Membership	# of congregations* (Synod)	% of congregations (Synod)	# of congregations* (ELCA)	% of congregations (ELCA)
Decline greater than 25%	31	46%	1,450	28%
Decline between 5% - 25%	18	26%	1,504	29%
Stable (decline <5% - incline <5%)	12	18%	1,492	29%
Increase between 5% - 25%	5	7%	545	11%
Increase greater than 25%	2	3%	109	2%

Change in Active Participants	# of congregations* (Synod)	% of congregations (Synod)	# of congregations* (ELCA)	% of congregations (ELCA)
Decline greater than 25%	36	53%	2,298	45%
Decline between 5% - 25%	14	21%	1,133	22%
Stable (decline <5% - incline <5%)	4	6%	491	10%
Increase between 5% - 25%	7	10%	510	10%
Increase greater than 25%	7	10%	668	13%

Change in On-Site Worship Attendance	# of congregations* (Synod)	% of congregations (Synod)	# of congregations* (ELCA)	% of congregations (ELCA)
Decline greater than 25%	45	66%	2,740	54%
Decline between 5% - 25%	16	24%	1,590	31%
Stable (decline <5% - incline <5%)	1	1%	329	6%
Increase between 5% - 25%	3	4%	281	6%
Increase greater than 25%	3	4%	160	3%

**Only congregations that filed an Annual Congregation Report in 2019 and 2024 are included.*

Baptized Members,
Average Attendance,
and Active
Participants

Baptized Members, Average Attendance (online and on-site), and Active Participants

2C - Pacifica

CongID	Congregation Name	City	State	ZIP	Data Year	Baptized Members	Average Online Attendance	Average On-site Attendance	Active Participants
13918	Hope Lutheran Church	Palm Desert	CA	92260-4838	2024	1494	275	397	1760
13794	Gloria Dei Lutheran Church	Dana Point	CA	92629-2000	2024	603	0	384	951
14043	Messiah Lutheran Church	Yorba Linda	CA	92886-3617	2024	794	106	187	644
16148	Community Lutheran Church	Rancho Santa Margarita	CA	92688-1518	2024	566	55	88	511
13893	Newport Harbor Lutheran Church	Newport Beach	CA	92663-5931	2024	430	0	68	504
13971	St Andrew's Lutheran Church	San Diego	CA	92119-3413	2024	451	77	157	435
14032	First Lutheran Church	Vista	CA	92084-4150	2024	261	40	110	435
05195	Lutheran Church Of The Incarnation	Poway	CA	92064-1533	2024	415	61	108	420
13831	Calvary By The Sea Lutheran Church	Honolulu	HI	96821-1933	2024	310	885	110	381
05121	Resurrection Lutheran Church	Huntington Beach	CA	92646-8014	2024	552	20	145	340
05018	Emanuel Danish Lutheran Church	Yorba Linda	CA	92886-1607	2024	525	14	45	235
05192	St Peter's By The Sea Lutheran Church	San Diego	CA	92107-3845	2024	188	68	77	225
05122	St Paul Lutheran Church	Fullerton	CA	92838-0703	2024	575	29	96	220
13780	St Mark's Lutheran Church	Chula Vista	CA	91910-6124	2024	216	60	120	216
07543	Hope Lutheran Church	Temecula	CA	92592-2307	2024	384	16	70	205
05184	Bethlehem Lutheran Church	Encinitas	CA	92024-3946	2024	701	93	151	200
05193	Shepherd Of The Valley Lutheran Church	La Mesa	CA	91941-7305	2024	270	140	64	200
13965	Clairemont Lutheran Church	San Diego	CA	92117-2721	2024	530	45	135	200
14026	Grace Lutheran Church	Upland	CA	91784-1409	2024	140	45	88	200
13963	Our Savior's Lutheran Church	San Clemente	CA	92672-3236	2024	162	15	48	189
07598	Taiwanese Lutheran Church	San Diego	CA	92129-6063	2024	149	700	150	180
13917	St John Lutheran Church	Palm Desert	CA	92211-8804	2024	256	206	140	180

Baptized Members, Average Attendance (online and on-site), and Active Participants

2C - Pacifica

CongID	Congregation Name	City	State	ZIP	Data Year	Baptized Members	Average Online Attendance	Average On-site Attendance	Active Participants
05102	Our Redeemer Lutheran Church	Garden Grove	CA	92841-3319	2023	180	86	94	180
31420	River Of Hope	Palm Springs	CA	92264-1613	2024	223	165	64	175
05217	Trinity Lutheran Church	Riverside	CA	92506-1866	2024	260	31	92	168
13795	Calvary Lutheran Church	Solana Beach	CA	92075-2392	2024	311	50	105	165
05186	King of Kings Lutheran Church	Oceanside	CA	92054-4533	2024	160	17	69	160
13843	Emanuel Lutheran Church	La Habra	CA	90631-4968	2024	160	30	78	160
13839	Church Of The Holy Trinity	Kailua Kona	HI	96740-2266	2024	76	30	62	155
16077	Mission Lutheran Church	Laguna Niguel	CA	92677-7007	2024	327	15	112	155
05189	Christ Lutheran Church	San Diego	CA	92109-2604	2024	332	48	72	150
07492	Christ Lutheran Church	Mililani	HI	96789-1452	2024	92	126	49	136
05185	House Of Prayer Lutheran Church	Escondido	CA	92027-2024	2024	131	20	65	135
16160	Tierrasanta Lutheran Church	San Diego	CA	92124-1524	2024	273	15	122	122
13763	Our Savior's Lutheran Church	Banning	CA	92220-4456	2024	246	5	65	120
13991	St Peter Lutheran Church	Santa Ana	CA	92706-3611	2020	115	40	45	115
13986	San Marcos Lutheran Church	San Marcos	CA	92078-2330	2024	204	35	45	110
05124	Christ Lutheran Church	San Clemente	CA	92672-4808	2024	68	40	40	103
05092	Lutheran Church Of Honolulu	Honolulu	HI	96822-3337	2024	313	208	64	100
05095	Lihue Lutheran Church	Lihue	HI	96766-1302	2024	264	46	64	100
05112	Bethlehem Lutheran Church	Los Alamitos	CA	90720-2362	2024	216	33	48	99
05190	First Lutheran Church	San Diego	CA	92101-3103	2024	172	23	67	99
14039	St Andrew Lutheran Church	Whittier	CA	90604-1954	2024	281	75	50	98
13834	King Of Glory Lutheran Church	Fountain Valley	CA	92708-4707	2024	296	28	63	93

Baptized Members, Average Attendance (online and on-site), and Active Participants

2C - Pacifica

CongID	Congregation Name	City	State	ZIP	Data Year	Baptized Members	Average Online Attendance	Average On-site Attendance	Active Participants
31399	Lutheran Church Of Our Savior - Spirit Of Hope	San Bernardino	CA	92404-1136	2024	135	8	57	92
05100	Church of the Master Lutheran Church	Corona Del Mar	CA	92625-1122	2024	76	6	61	91
30376	Spirit Of Joy Lutheran Church	Hemet	CA	92545-5367	2024	200	26	53	90
14044	Faith Lutheran Church	Yucaipa	CA	92399-4405	2024	72	15	40	85
16431	Kihei Lutheran Church	Kihei	HI	96753-8992	2024	180	161	82	85
30552	HKBP California Lutheran Church				2012	129	0	0	85
05224	Faith Lutheran Church	Sun City	CA	92586-2458	2024	113	0	44	84
05094	St John Lutheran Church	Kailua	HI	96734-4301	2024	304	2	45	80
05201	Good Shepherd Lutheran Church	Claremont	CA	91711-3209	2024	92	33	40	76
05191	Gethsemane Lutheran Church	San Diego	CA	92123-3536	2024	76	46	22	73
05113	Redeemer Lutheran Church	Seal Beach	CA	90740-4777	2024	105	0	41	72
14030	Trinity Lutheran Church	Victorville	CA	92392-7666	2024	162	9	53	68
13816	St Olaf Lutheran Church	Garden Grove	CA	92840-3539	2024	93	0	40	67
05187	Ascension Lutheran Church	San Diego	CA	92120-2728	2024	61	0	37	60
30198	Spirit of Joy Lutheran Church	Ramona	CA	92065-3640	2024	332	30	40	60
05212	First Evangelical Lutheran Church	Redlands	CA	92373-5725	2024	166	17	61	58
05215	Eden Lutheran Church	Riverside	CA	92506-0132	2024	211	2	52	56
13970	Our Savior's Lutheran Church	San Diego	CA	92104-2607	2024	316	10	45	50
30634	Glory Lutheran	Chula Vista	CA	91910-6124	2024	67	10	30	50
05097	Mount Calvary Lutheran Church	Cypress	CA	90630-3244	2024	80	10	35	48
05115	Our Saviour Lutheran Church	Orange	CA	92867-6844	2024	121	24	38	48
13810	First Lutheran Church	Fullerton	CA	92832-2014	2024	89	5	40	45

Baptized Members, Average Attendance (online and on-site), and Active Participants

2C - Pacifica

CongID	Congregation Name	City	State	ZIP	Data Year	Baptized Members	Average Online Attendance	Average On-site Attendance	Active Participants
05194	All Saints Lutheran Church	San Diego	CA	92122-3314	2024	82	2	30	43
13998	Carlton Hills Lutheran Church	Santee	CA	92071-1433	2024	105	11	36	43
16336	Cross and Crown Lutheran Church	Rancho Cucamonga	CA	91729-2746	2021	88	0	30	42
31225	Lutheran Church Of The Desert	Joshua Tree	CA	92252-1909	2023	52	4	14	40
13751	Faith Lutheran Church	Anaheim	CA	92804-3445	2019	34	0	0	40
05096	Maluhia Lutheran Church	Waianae	HI	96792-0193	2024	61	0	25	35
16310	Lord Of Life American Lutheran Church	Moreno Valley	CA	92556-0053	2024	65	0	20	35
13827	Trinity Lutheran Church	Hemet	CA	92544-6111	2024	96	10	28	33
13908	First Lutheran Church	Ontario	CA	91764-3725	2024	100	0	32	32
05200	Shepherd Of The Desert Lutheran Church	Barstow	CA	92312-0726	2024	35	6	30	29
30722	Church Of Dream Builders/ELCA Lutheran Church	Anaheim	CA	92806-4530	2024	12	2	7	28
13786	Peace Lutheran Church	Corona	CA	92879-3514	2022	117	6	24	28
05099	Good Shepherd Lutheran Church	Buena Park	CA	90620-3856	2024	68	12	23	27
13924	Joy Of Christ Lutheran Church	Pearl City	HI	96782-2701	2024	63	40	25	27
13910	Christ Lutheran Church	Orange	CA	92869-5108	2020	30	23	0	26
13856	Lemon Grove Lutheran Church	Lemon Grove	CA	91945-4221	2023	34	7	18	25
05208	Bethany Lutheran Church	Norco	CA	92860-2942	2024	24	53	15	24
14033	Prince Of Peace Lutheran Church	Honolulu	HI	96815-1240	2024	33	10	25	24
14036	Calvary Lutheran Church	Santa Ana	CA	92704-1738	2010	57	0	0	23
30856	Resurrection Lutheran Church	Coronado	CA	92118-1807	2024	45	0	22	22
13752	Grace Lutheran Church and Schools	Anaheim	CA	92805-4413	2024	43	0	20	21
13811	St Luke Lutheran Church	Fullerton	CA	92833-3234	2023	75	3	13	21

Baptized Members, Average Attendance (online and on-site), and Active Participants

2C - Pacifica

CongID	Congregation Name	City	State	ZIP	Data Year	Baptized Members	Average Online Attendance	Average On-site Attendance	Active Participants
05120	Salem Lutheran Church	Whittier	CA	90606-1514	2024	13	2	26	20
16378	Shepherd of Life Lutheran Church	Lake Elsinore	CA	92530-6943	2022	79	0	20	20
14040	Shepherd Of The Hills Lutheran Church	Whittier	CA	90605-1804	2021	26	4	16	18
05183	St John's Lutheran Church	El Cajon	CA	92019-1925	2024	32	7	14	15
13753	Lamb Of God Lutheran Church	Anaheim	CA	92806-4530	2024	30	0	12	15
05204	Gloria Dei Lutheran Church	Fontana	CA	92334-0727	2024	55	0	8	12
05213	Church Of The Cross Lutheran Church	Rialto	CA	92377-1573	2024	67	0	12	12
30642	Spirit Of Peace Lutheran Church	Big Bear Lake	CA	92315-1681	2023	18	0	16	10
05216	Grace Evangelical Lutheran Church Of Glen Avon, California	Riverside	CA	92509-2816	2022	59	13	9	8
05188	Calvary Lutheran Church	San Diego	CA	92105-4924	2023	45	0	0	0
07698	Grace (Taiwanese) Lutheran Church	Anaheim	CA	92805-4413	2023	18	0	0	0

Baptisms by Congregation

Baptisms

2C - Pacifica

CongID	Congregation Name	City	State	ZIP	Data Year	Baptisms
13918	Hope Lutheran Church	Palm Desert	CA	92260-4838	2024	36
13794	Gloria Dei Lutheran Church	Dana Point	CA	92629-2000	2024	13
14043	Messiah Lutheran Church	Yorba Linda	CA	92886-3617	2024	10
05122	St Paul Lutheran Church	Fullerton	CA	92838-0703	2024	8
14032	First Lutheran Church	Vista	CA	92084-4150	2024	7
16160	Tierrasanta Lutheran Church	San Diego	CA	92124-1524	2024	7
05184	Bethlehem Lutheran Church	Encinitas	CA	92024-3946	2024	6
13831	Calvary By The Sea Lutheran Church	Honolulu	HI	96821-1933	2024	6
13908	First Lutheran Church	Ontario	CA	91764-3725	2024	6
30552	HKBP California Lutheran Church				2012	6
05100	Church of the Master Lutheran Church	Corona Del Mar	CA	92625-1122	2024	5
05124	Christ Lutheran Church	San Clemente	CA	92672-4808	2024	5
13965	Clairemont Lutheran Church	San Diego	CA	92117-2721	2024	5
13970	Our Savior's Lutheran Church	San Diego	CA	92104-2607	2024	5
13971	St Andrew's Lutheran Church	San Diego	CA	92119-3413	2024	5
14036	Calvary Lutheran Church	Santa Ana	CA	92704-1738	2010	5
05018	Emanuel Danish Lutheran Church	Yorba Linda	CA	92886-1607	2024	4
05095	Lihue Lutheran Church	Lihue	HI	96766-1302	2024	4
05192	St Peter's By The Sea Lutheran Church	San Diego	CA	92107-3845	2024	4
05215	Eden Lutheran Church	Riverside	CA	92506-0132	2024	4
05217	Trinity Lutheran Church	Riverside	CA	92506-1866	2024	4
13917	St John Lutheran Church	Palm Desert	CA	92211-8804	2024	4
13998	Carlton Hills Lutheran Church	Santee	CA	92071-1433	2024	4

Baptisms

2C - Pacifica

CongID	Congregation Name	City	State	ZIP	Data Year	Baptisms
14026	Grace Lutheran Church	Upland	CA	91784-1409	2024	4
14030	Trinity Lutheran Church	Victorville	CA	92392-7666	2024	4
05121	Resurrection Lutheran Church	Huntington Beach	CA	92646-8014	2024	3
05186	King of Kings Lutheran Church	Oceanside	CA	92054-4533	2024	3
05195	Lutheran Church Of The Incarnation	Poway	CA	92064-1533	2024	3
05200	Shepherd Of The Desert Lutheran Church	Barstow	CA	92312-0726	2024	3
13780	St Mark's Lutheran Church	Chula Vista	CA	91910-6124	2024	3
13827	Trinity Lutheran Church	Hemet	CA	92544-6111	2024	3
16148	Community Lutheran Church	Rancho Santa Margarita	CA	92688-1518	2024	3
30198	Spirit of Joy Lutheran Church	Ramona	CA	92065-3640	2024	3
05094	St John Lutheran Church	Kailua	HI	96734-4301	2024	2
05112	Bethlehem Lutheran Church	Los Alamitos	CA	90720-2362	2024	2
05183	St John's Lutheran Church	El Cajon	CA	92019-1925	2024	2
05189	Christ Lutheran Church	San Diego	CA	92109-2604	2024	2
05212	First Evangelical Lutheran Church	Redlands	CA	92373-5725	2024	2
13816	St Olaf Lutheran Church	Garden Grove	CA	92840-3539	2024	2
13843	Emanuel Lutheran Church	La Habra	CA	90631-4968	2024	2
14044	Faith Lutheran Church	Yucaipa	CA	92399-4405	2024	2
31225	Lutheran Church Of The Desert	Joshua Tree	CA	92252-1909	2023	2
05115	Our Saviour Lutheran Church	Orange	CA	92867-6844	2024	1
05185	House Of Prayer Lutheran Church	Escondido	CA	92027-2024	2024	1
05187	Ascension Lutheran Church	San Diego	CA	92120-2728	2024	1
05190	First Lutheran Church	San Diego	CA	92101-3103	2024	1

Baptisms

2C - Pacifica

CongID	Congregation Name	City	State	ZIP	Data Year	Baptisms
07598	Taiwanese Lutheran Church	San Diego	CA	92129-6063	2024	1
13795	Calvary Lutheran Church	Solana Beach	CA	92075-2392	2024	1
13924	Joy Of Christ Lutheran Church	Pearl City	HI	96782-2701	2024	1
16077	Mission Lutheran Church	Laguna Niguel	CA	92677-7007	2024	1
31399	Lutheran Church Of Our Savior - Spirit Of Hope	San Bernardino	CA	92404-1136	2024	1
13991	St Peter Lutheran Church	Santa Ana	CA	92706-3611	2020	1
05092	Lutheran Church Of Honolulu	Honolulu	HI	96822-3337	2024	0
05096	Maluhia Lutheran Church	Waianae	HI	96792-0193	2024	0
05097	Mount Calvary Lutheran Church	Cypress	CA	90630-3244	2024	0
05099	Good Shepherd Lutheran Church	Buena Park	CA	90620-3856	2024	0
05113	Redeemer Lutheran Church	Seal Beach	CA	90740-4777	2024	0
05120	Salem Lutheran Church	Whittier	CA	90606-1514	2024	0
05191	Gethsemane Lutheran Church	San Diego	CA	92123-3536	2024	0
05193	Shepherd Of The Valley Lutheran Church	La Mesa	CA	91941-7305	2024	0
05194	All Saints Lutheran Church	San Diego	CA	92122-3314	2024	0
05201	Good Shepherd Lutheran Church	Claremont	CA	91711-3209	2024	0
05204	Gloria Dei Lutheran Church	Fontana	CA	92334-0727	2024	0
05208	Bethany Lutheran Church	Norco	CA	92860-2942	2024	0
05213	Church Of The Cross Lutheran Church	Rialto	CA	92377-1573	2024	0
05224	Faith Lutheran Church	Sun City	CA	92586-2458	2024	0
07492	Christ Lutheran Church	Mililani	HI	96789-1452	2024	0
07543	Hope Lutheran Church	Temecula	CA	92592-2307	2024	0
13752	Grace Lutheran Church and Schools	Anaheim	CA	92805-4413	2024	0

Baptisms

2C - Pacifica

CongID	Congregation Name	City	State	ZIP	Data Year	Baptisms
13753	Lamb Of God Lutheran Church	Anaheim	CA	92806-4530	2024	0
13763	Our Savior's Lutheran Church	Banning	CA	92220-4456	2024	0
13810	First Lutheran Church	Fullerton	CA	92832-2014	2024	0
13834	King Of Glory Lutheran Church	Fountain Valley	CA	92708-4707	2024	0
13839	Church Of The Holy Trinity	Kailua Kona	HI	96740-2266	2024	0
13893	Newport Harbor Lutheran Church	Newport Beach	CA	92663-5931	2024	0
13963	Our Savior's Lutheran Church	San Clemente	CA	92672-3236	2024	0
13986	San Marcos Lutheran Church	San Marcos	CA	92078-2330	2024	0
14033	Prince Of Peace Lutheran Church	Honolulu	HI	96815-1240	2024	0
14039	St Andrew Lutheran Church	Whittier	CA	90604-1954	2024	0
16310	Lord Of Life American Lutheran Church	Moreno Valley	CA	92556-0053	2024	0
16431	Kihei Lutheran Church	Kihei	HI	96753-8992	2024	0
30376	Spirit Of Joy Lutheran Church	Hemet	CA	92545-5367	2024	0
30634	Glory Lutheran	Chula Vista	CA	91910-6124	2024	0
30722	Church Of Dream Builders/ELCA Lutheran Church	Anaheim	CA	92806-4530	2024	0
30856	Resurrection Lutheran Church	Coronado	CA	92118-1807	2024	0
31420	River Of Hope	Palm Springs	CA	92264-1613	2024	0
05102	Our Redeemer Lutheran Church	Garden Grove	CA	92841-3319	2023	0
05188	Calvary Lutheran Church	San Diego	CA	92105-4924	2023	0
07698	Grace (Taiwanese) Lutheran Church	Anaheim	CA	92805-4413	2023	0
13811	St Luke Lutheran Church	Fullerton	CA	92833-3234	2023	0
13856	Lemon Grove Lutheran Church	Lemon Grove	CA	91945-4221	2023	0
30642	Spirit Of Peace Lutheran Church	Big Bear Lake	CA	92315-1681	2023	0

Baptisms

2C - Pacifica

CongID	Congregation Name	City	State	ZIP	Data Year	Baptisms
05216	Grace Evangelical Lutheran Church Of Glen Avon, California	Riverside	CA	92509-2816	2022	0
13786	Peace Lutheran Church	Corona	CA	92879-3514	2022	0
16378	Shepherd of Life Lutheran Church	Lake Elsinore	CA	92530-6943	2022	0
14040	Shepherd Of The Hills Lutheran Church	Whittier	CA	90605-1804	2021	0
16336	Cross and Crown Lutheran Church	Rancho Cucamonga	CA	91729-2746	2021	0
13910	Christ Lutheran Church	Orange	CA	92869-5108	2020	0
13751	Faith Lutheran Church	Anaheim	CA	92804-3445	2019	0

Congregation Reports

**Evangelical Lutheran Church in America
Name and Address Summary Report as of December 31, 2024**

2C Pacifica Synod, Elca

Cong ID	Congregation Name	Lang Codes	Location Address	City, State	Ministers	Year Orgn	Bapt Mbrs	Conf Mbrs	Avg Atnd On-site	Avg Atnd Online
Conference: 01 East San Diego										
30634	Glory Lutheran	MA EN	580 Hilltop Dr	Chula Vista, CA		2011	67	67	30	10
13780	St Mark's	EN SP	580 Hilltop Dr	Chula Vista, CA	Karla J. Halvorson Alicia Saenz	1954	216	216	120	60
05183	St John's	EN	1430 Melody Ln	El Cajon, CA	Richard W. Vevia	1955	32	32	14	7
05193	Shepherd Of The Valley	EN	10842 Fury Ln	La Mesa, CA	Marcus C. Lohrmann	1961	270	170	64	140
13856 *	Lemon Grove	EN	2055 Skyline Dr	Lemon Grove, CA		1949	34	34	18	7
05188 *	Calvary	EN SA	3060 54th St	San Diego, CA	Richard W. Vevia Berhanu W. Refera	1950	45	40	0	0
16160	Tierrasanta	EN	11240 Clairemont Mesa Blvd	San Diego, CA	Bohdan A. Vadis	1972	273	219	122	15
13998	Carlton Hills	EN	9735 Halberns Blvd	Santee, CA	Andreas M. Walker-Thode	1959	105	61	36	11
Conference Totals:							1,042	839	404	250
Conference: 02 West San Diego										
30856	Resurrection	EN	1111 5th St	Coronado, CA		1957	45	45	22	0
05194	All Saints	EN	6355 Radcliffe Dr	San Diego, CA	Paul G. Bieber	1964	82	63	30	2
05187	Ascension	EN	5106 Zion Ave	San Diego, CA	Richard S. Fry	1957	61	61	37	0
05189	Christ	EN	4761 Cass St	San Diego, CA	Kinndlee S. Lund	1947	332	245	72	48
13965	Clairemont	EN SP	4271 Clairemont Mesa Blvd	San Diego, CA	Cynthia A. Jones Elena Enriquez	1954	530	244	135	45
05190	First	EN	1420 3rd Ave	San Diego, CA	Kurt R. Christenson	1888	172	172	67	23
05191	Gethsemane	EN	2696 Melbourne Dr	San Diego, CA	Karla M. Seyb-Stockton Jennifer J. Barker	1960	76	76	22	46
13970	Our Savior's	EN SP	4011 Ohio St	San Diego, CA		1915	316	316	45	10
13971	St Andrew's	EN	8350 Lake Murray Blvd	San Diego, CA	Manuel J. Retamoza Sarah D. Sumner- Eisenbraun	1960	451	426	157	77
05192	St Peter's By The Sea	EN	1371 Sunset Cliffs Blvd	San Diego, CA	Rebekkah D. Lohrmann	1946	188	171	77	68
07598	Taiwanese	MA EN TI	10075 Azuaga St	San Diego, CA		1982	149	149	150	700
Conference Totals:							2,402	1,968	814	1,019

Code Key:

* = 2024 data not available as of report run date

**Evangelical Lutheran Church in America
Name and Address Summary Report as of December 31, 2024**

2C Pacifica Synod, Elca

Cong ID	Congregation Name	Lang Codes	Location Address	City, State	Ministers	Year Orgn	Bapt Mbrs	Conf Mbrs	Avg Atnd On-site	Avg Atnd Online
Conference: 03 Harvest										
05184	Bethlehem	EN	925 Balour Dr	Encinitas, CA	Laura Ziehl Samuel O. Nelson Melinda M. Bugaj	1962	701	410	151	93
05185	House Of Prayer	EN SP	795 N Rose St	Escondido, CA	Christina L. De La Cruz	1959	131	116	65	20
05186	King of Kings	EN	2993 Macdonald St	Oceanside, CA	Amanda McGlynn	1960	160	142	69	17
05195	Lutheran Church Of The Incarnation	EN	16889 Espola Rd	Poway, CA	Sandra L. Bentz	1965	415	393	108	61
30198	Spirit of Joy	EN	3394 Chapel Ln	Ramona, CA		1994	332	290	40	30
13986	San Marcos	EN	3419 Grand Ave	San Marcos, CA	Catherine K. Dunsworth	1965	204	201	45	35
13795	Calvary	EN	424 Via De La Valle	Solana Beach, CA	Mark J. Donald	1965	311	291	105	50
07543	Hope	EN	29043 Vallejo Ave	Temecula, CA	Daniel B. Cole	1979	384	384	70	16
14032	First	EN SP	1410 Foothill Dr	Vista, CA	Juan R. Zarate	1945	261	261	110	40
Conference Totals:							2,899	2,488	763	362
Conference: 04 Raincross										
05201	Good Shepherd	EN	1700 N Towne Ave	Claremont, CA	Jenifer Overy-Brown	1962	92	60	40	33
13786	* Peace	EN	280 E Ontario Ave	Corona, CA	Darryl W. Kozak	1964	117	105	24	6
30376	Spirit Of Joy	EN	3126 W Johnston Ave	Hemet, CA	Brian P. Foxworth	1998	200	142	53	26
13827	Trinity	EN	191 S Columbia St	Hemet, CA		1914	96	96	28	10
16378	* Shepherd of Life	EN	30400 Grand Ave	Lake Elsinore, CA		1987	79	71	20	0
16310	Lord Of Life American	EN	13600 Nason St	Moreno Valley, CA		1985	65	52	20	0
05208	Bethany	EN	1609 Hamner Ave	Norco, CA		1953	24	24	15	53
30552	* HKBP California	ID	1609 Hamner Ave	Norco, CA		2002	129	119	--	--
13908	First	EN SP	203 E G St	Ontario, CA		1927	100	99	32	0
05215	Eden	EN	4725 Brockton Ave	Riverside, CA	Stephanie M. Lape	1888	211	125	52	2
05216	* Grace Evangelical Lutheran Church Of Glen Avon, California	EN	8877 Mission Blvd	Riverside, CA	Kenneth A. Puccio	1957	59	48	9	13
05217	Trinity	EN	5969 Brockton Ave	Riverside, CA	Kent C. Tuohino	1894	260	235	92	31
05224	Faith	EN	28200 Portsmouth Dr	Sun City, CA		1963	113	113	44	0
14026	Grace	EN SP GE	2108 N Euclid Ave	Upland, CA	James A. Pike Wesley R. Menke	1961	140	135	88	45
Conference Totals:							1,685	1,424	517	219

Code Key:

* = 2024 data not available as of report run date

**Evangelical Lutheran Church in America
Name and Address Summary Report as of December 31, 2024**

2C Pacifica Synod, Elca

Cong ID	Congregation Name	Lang Codes	Location Address	City, State	Ministers	Year Orgn	Bapt Mbrs	Conf Mbrs	Avg Atnd On-site	Avg Atnd Online
Conference: 05 Big Bear										
13763	Our Savior's	EN	1320 W Williams St	Banning, CA	David W. Kieffer	1948	246	159	65	5
05200	Shepherd Of The Desert	EN	1301 E Mountain View St	Barstow, CA		1962	35	29	30	6
30642 *	Spirit Of Peace	EN	42324 N Shore Dr	Big Bear Lake, CA		2005	18	18	16	0
05204	Gloria Dei	EN	17220 Merrill Ave	Fontana, CA		1943	55	48	8	0
31225 *	Lutheran Church Of The Desert	EN	6336 Hallee Rd	Joshua Tree, CA		2016	52	46	14	4
13918	Hope	EN	45900 Portola Ave	Palm Desert, CA	Gerald D. Sharon	1961	1,494	1,371	397	275
13917	St John	EN	42695 Washington St	Palm Desert, CA	Jennifer L. Shaw Emily C. Erisman	1963	256	231	140	206
31420	River Of Hope	EN	332 W Alejo Rd	Palm Springs, CA	Timothy A. Edmondson		223	168	64	165
16336 *	Cross and Crown	EN	8590 Utica Ave	Rancho Cucamonga, CA	Lorie B. Tatum	1985	88	82	30	0
05212	First Evangelical	EN	1207 W Cypress Ave	Redlands, CA	Rachel A. Reeder	1901	166	163	61	17
05213	Church Of The Cross	EN	1308 N Riverside Ave	Rialto, CA		1956	67	47	12	0
31399	Lutheran Church Of Our Savior - Spirit Of Hope	EN	5050 N Sierra Way	San Bernardino, CA	Stephen R. Anderson	2021	135	130	57	8
14030	Trinity	EN	16138 Molino Dr	Victorville, CA		1965	162	144	53	9
14044	Faith	EN	12449 California St	Yucaipa, CA		1949	72	65	40	15
Conference Totals:							3,069	2,701	987	710
Conference: 07 Saddleback										
05100	Church of the Master	EN	2900 Pacific View Dr	Corona Del Mar, CA	Russell L. Lackey	1958	76	67	61	6
13794	Gloria Dei	EN	33501 Stonehill Dr	Dana Point, CA	David R. Mattson Daneen R. Pysz	1965	603	346	384	0
16077	Mission	EN SP GE SA	24360 Yosemite Rd	Laguna Niguel, CA	William J. Snyder	1978	327	327	112	15
13893	Newport Harbor	EN	798 Dover Dr	Newport Beach, CA	William D. Erlenbusch	1945	430	22	68	0
16148	Community	EN	30322 Via Con Dios	Rancho Santa Margarita, CA	Matthew A. Anderson	1979	566	439	88	55
05124	Christ	EN	35522 Camino Capistrano	San Clemente, CA	Julie L. Patten	1965	68	68	40	40
13963	Our Savior's	EN	200 Avenida San Pablo	San Clemente, CA	Cole A. McGlynn	1953	162	162	48	15
Conference Totals:							2,232	1,431	801	131

Code Key:

* = 2024 data not available as of report run date

**Evangelical Lutheran Church in America
Name and Address Summary Report as of December 31, 2024**

2C Pacifica Synod, Elca

Cong ID	Congregation Name	Lang Codes	Location Address	City, State	Ministers	Year Orgn	Bapt Mbrs	Conf Mbrs	Avg Atnd On-site	Avg Atnd Online
Conference: 08 Son & Surf										
05097	Mount Calvary	EN	5895 Ball Rd	Cypress, CA	Carole J. Parmeter Dyer	1958	80	80	35	10
13834	King Of Glory	EN	10280 Slater Ave	Fountain Valley, CA	Natalie J. Benson Timothy J. Mason	1962	296	2	63	28
05102 *	Our Redeemer	EN	12301 Magnolia St	Garden Grove, CA	Luther W. Symons	1957	180	180	94	86
13816	St Olaf	EN	12432 9th St	Garden Grove, CA		1955	93	81	40	0
05121	Resurrection	EN JA	9812 Hamilton Ave	Huntington Beach, CA		1964	552	491	145	20
05112	Bethlehem	EN	3352 Katella Ave	Los Alamitos, CA	Jennifer M. Schultz	1961	216	155	48	33
13910 *	Christ	EN	2715 E La Veta Ave	Orange, CA		1962	30	30	0	23
05115	Our Saviour	EN	800 N Cambridge St	Orange, CA		1954	121	106	38	24
14036 *	Calvary	EN	5321 W McFadden Ave	Santa Ana, CA		1961	57	49	--	--
13991 *	St Peter	SP EN	1510 N Parton St	Santa Ana, CA		1914	115	54	45	40
05113	Redeemer	EN	13564 Saint Andrews Dr	Seal Beach, CA		1963	105	21	41	0
Conference Totals:							1,845	1,249	549	264
Conference: 09 Rejoice										
30722	C Church Of Dream Builders/ELCA	KO EN SP	C/O Lamb of God Lutheran Church	Anaheim, CA	Hyunho Hong				7	2
13751 *	Faith	EN	2219 W Orange Ave	Anaheim, CA		1955	34	34	--	--
07698 *	Grace (Taiwanese)	MA EN	700 W South St	Anaheim, CA		1986	18	17	0	0
13752	Grace Lutheran Church and Schools	EN	700 W South St	Anaheim, CA		1918	43	43	20	0
13753	Lamb Of God	EN	621 S Sunkist St	Anaheim, CA	Michelle Kuan-Yang	1960	30	25	12	0
05099	Good Shepherd	EN	7082 Crescent Ave	Buena Park, CA	Michael D. Schneider Jennifer E. Zahnow	1956	68	61	23	12
13810	First	EN	215 N Lemon St	Fullerton, CA	Jennifer C. Garcia	1939	89	89	40	5
13811 *	St Luke	EN SP KO	2000 W Valencia Dr	Fullerton, CA		1955	75	75	13	3
05122	St Paul	EN	111 W Las Palmas Dr	Fullerton, CA	Nathaniel D. Allen	1966	575	436	96	29
13843	Emanuel	EN	150 N Palm St	La Habra, CA	Dennis M. Laherty	1960	160	135	78	30
05120	Salem	EN	6442 Glengarry Ave	Whittier, CA		1946	13	13	26	2
14040 *	Shepherd Of The Hills	EN SP	15215 Janine Dr	Whittier, CA		1956	26	26	16	4
14039	St Andrew	EN	11345 Miller Rd	Whittier, CA	Jeffrey A. Nelson	1957	281	100	50	75
05018	Emanuel Danish	EN DA	16881 Bastanchury Rd	Yorba Linda, CA	Anne-Grethe K. Nielsen	1906	525	500	45	14
14043	Messiah	EN	4861 Liverpool St	Yorba Linda, CA	Robert T. Mooney Jay C. Egenes	1963	794	727	187	106
Conference Totals:							2,731	2,281	613	282

Code Key:

* = 2024 data not available as of report run date

**Evangelical Lutheran Church in America
Name and Address Summary Report as of December 31, 2024**

2C Pacifica Synod, Elca

Cong ID	Congregation Name	Lang Codes	Location Address	City, State	Ministers	Year Orgn	Bapt Mbrs	Conf Mbrs	Avg Atnd On-site	Avg Atnd Online
Conference: 10 Hukilau										
13831	Calvary By The Sea	EN SP CL KO	5339 Kalaniana'ole Hwy	Honolulu, HI	Moses D. Barrios	1955	310	310	110	885
05092	Lutheran Church Of Honolulu	EN	1730 Punahou St	Honolulu, HI	Lesley M. Radius	1900	313	225	64	208
14033	Prince Of Peace	EN	438 Hobron Ln	Honolulu, HI		1959	33	29	25	10
05094	St John	EN	1004 Kailua Rd	Kailua, HI	Kathryn R. Zurcher	1954	304	279	45	2
13839	Church Of The Holy Trinity	EN	77-165 Lako St	Kailua Kona, HI		1972	76	76	62	30
16431	Kihei	EN	220 Moi Pl	Kihei, HI		1988	180	163	82	161
05095	Lihue	EN	4602 Hoomana Rd	Lihue, HI	David A. Hendrickson	1881	264	264	64	46
07492	Christ	EN	95-1361 Meheula Pkwy	Mililani, HI	Keith R. Wolter	1980	92	67	49	126
13924	Joy Of Christ	EN	784 Kamehameha Hwy	Pearl City, HI	Keith R. Wolter Jayaprakash B. Sabbithi	1961	63	63	25	40
05096	Maluhia	EN	85-256 Farrington Hwy	Waianae, HI		1964	61	61	25	0
Conference Totals:							1,696	1,537	551	1,508
Synod Totals:							19,601	15,918	5,999	4,745

Language Codes:

Amharic [AM]	Cherokee [CK]	Finnish [FI]	Inupiat [IP]	Maban [MB]	Portuguese [PR]	Taiwanese [TI]
Anyuak [AN]	Creole [CL]	French [FR]	Japanese [JA]	Mandarin [MA]	Sign [SI]	Tamil [TM]
Arabic [AB]	Czech [CZ]	German [GE]	Kiswahil [KI]	Navajo [NV]	Slovak [SL]	Telugu [TE]
Batak [BA]	Danish [DA]	Haitian [HA]	Korean [KO]	Norwegian [NO]	Spanish [SP]	Thai [TH]
Burmese [BU]	Dinka [DI]	Hmong [HM]	Lakotah [LK]	Nuer [NU]	Swahili [SA]	Tigrinya [TG]
Cambodian [CA]	English [EN]	Hungarian [HG]	Lao [LS]	Oromo [OR]	Swedish [SW]	Ukrainian [UK]
Cantonese [CH]	Estonian [ES]	Indonesian [ID]	Latvian [LA]	Paiute [PT]	Tagalog [TA]	Urdu [UR]
						Vietnamese [VI]

Evangelical Lutheran Church in America
Form A - Congregation Finances as of December 31, 2024

2C Pacifica Synod, Elca

Cong ID	Congregation Name and City	Regular Giving	Total Receipts	Total Assets	Total Indebtedness	Current Operating Expenses	Mission Support	Non-Mission Support	Total Disbursements
Conference: 01 East San Diego									
30634	Glory Lutheran, Chula Vista	56,000	56,000	60,000	0	54,000	500	3,000	57,500
13780	St Mark's, Chula Vista	317,316	640,088	7,389,819	941,133	371,793	31,850	0	403,643
05183	St John's, El Cajon	53,042	206,306	1,512,857	137,680	172,917	600	674	196,223
05193	Shepherd Of The Valley, La Mesa	191,467	1,229,712	1,782,598	434,662	1,229,585	21,000	25,950	1,417,094
13856 *	Lemon Grove, Lemon Grove	69,580	90,875	1,189,171	0	114,068	0	7,200	136,268
05188 *	Calvary, San Diego	3,861	3,861	0	0	145,223	0	0	145,223
16160	Tierrasanta, San Diego	527,998	706,958	2,773,236	0	550,399	7,500	41,816	599,715
13998	Carlton Hills, Santee	93,470	130,064	544,042	0	136,638	10,643	500	147,781
	Conference Totals	\$1,312,734	\$3,063,864	\$15,251,723	\$1,513,475	\$2,774,623	\$72,093	\$79,140	\$3,103,447
Conference: 02 West San Diego									
30856	Resurrection, Coronado	84,270	228,780	3,216,947	0	237,319	5,700	101	243,120
05194	All Saints, San Diego	89,866	157,473	207,880	0	150,584	1,725	2,981	155,290
05187	Ascension, San Diego	139,640	181,374	2,002,713	0	198,961	10,550	1,026	219,202
05189	Christ, San Diego	244,801	755,398	24,959,045	71,878	673,773	23,111	54,372	787,212
13965	Clairemont, San Diego	322,545	511,137	1,703,712	0	473,895	17,812	10,354	502,061
05190	First, San Diego	266,652	534,736	1,682,321	244,737	426,163	13,002	0	823,116
05191	Gethsemane, San Diego	106,434	267,673	1,611,215	0	185,619	9,574	11,708	270,121
13970	Our Savior's, San Diego	23,247	249,161	3,545,189	4,475	339,203	2,000	0	418,245
13971	St Andrew's, San Diego	666,108	1,052,750	2,979,626	238,044	771,176	27,965	48,149	1,112,656
05192	St Peter's By The Sea, San Diego	253,100	361,626	4,035,247	0	357,836	27,824	26,756	421,245
07598	Taiwanese, San Diego	466,899	648,612	3,849,953	128,969	468,763	44,068	7,100	1,068,316
	Conference Totals	\$2,663,562	\$4,948,720	\$49,793,848	\$688,103	\$4,283,292	\$183,331	\$162,547	\$6,020,584
Conference: 03 Harvest									
05184	Bethlehem, Encinitas	711,466	2,470,610	7,573,388	381,227	2,155,268	54,132	10,300	2,289,564
05185	House Of Prayer, Escondido	187,790	478,189	1,809,815	51,124	364,102	0	0	364,102
05186	King of Kings, Oceanside	231,000	474,170	70,860	0	36,189	23,800	13,934	130,923
05195	Lutheran Church Of The Incarnation, Poway	507,437	884,778	5,170,690	755,720	598,965	6,500	29,503	834,446
30198	Spirit of Joy, Ramona	192,973	208,318	40,244	0	201,219	3,000	501	204,720
13986	San Marcos, San Marcos	241,712	304,256	3,418,901	0	297,771	5,000	9,745	377,271
13795	Calvary, Solana Beach	651,024	769,946	3,287,107	2,415,184	605,720	9,600	10,126	825,474
07543	Hope, Temecula	290,087	708,070	5,389,137	1,454,444	542,081	1,100	0	634,305
14032	First, Vista	140,008	412,038	4,219,989	763,838	298,213	20,004	756	431,073
	Conference Totals	\$3,153,497	\$6,710,375	\$30,980,131	\$5,821,537	\$5,099,528	\$123,136	\$74,865	\$6,091,878

Evangelical Lutheran Church in America
Form A - Congregation Finances as of December 31, 2024

2C Pacifica Synod, Elca

Cong ID	Congregation Name and City	Regular Giving	Total Receipts	Total Assets	Total Indebtedness	Current Operating Expenses	Mission Support	Non-Mission Support	Total Disbursements
Conference: 04 Raincross									
05201	Good Shepherd, Claremont	195,094	271,890	2,770,977	34,853	228,596	19,509	15,503	263,608
13786 *	Peace, Corona	88,865	152,863	44,405	0	142,697	0	50	142,747
30376	Spirit Of Joy, Hemet	194,486	322,440	2,000,000	740,324	228,052	21,672	4,544	320,700
13827	Trinity, Hemet	72,022	72,022	2,828,911	208,711	108,245	1,400	0	130,237
16378 *	Shepherd of Life, Lake Elsinore	85,602	102,730	1,248,890	400,327	62,177	2,393	550	101,528
16310	Lord Of Life American, Moreno Valley	96,301	127,009	1,577,988	0	129,649	5,200	950	135,799
05208	Bethany, Norco	108,205	122,908	2,850,188	0	113,218	10,797	5,035	133,332
30552 *	HKBP California, Norco	43,600	56,400	8,300	0	47,900	0	600	49,600
13908	First, Ontario	93,212	119,180	2,416,478	0	103,211	8,553	1,180	112,944
05215	Eden, Riverside	191,573	392,147	9,406,167	0	299,423	11,181	3,783	314,387
05216 *	Grace Evangelical Lutheran Church Of Glen Avon, California, Riverside	28,138	28,138	0	0	39,999	0	0	39,999
05217	Trinity, Riverside	315,026	485,057	2,565,795	0	488,140	16,200	8,234	512,574
05224	Faith, Sun City	162,730	213,663	4,656,221	77,864	175,052	14,543	700	203,243
14026	Grace, Upland	243,166	364,963	1,703,620	200,373	308,759	6,470	3,246	361,746
	Conference Totals	\$1,918,020	\$2,831,410	\$34,077,940	\$1,662,452	\$2,475,118	\$117,918	\$44,375	\$2,822,444
Conference: 05 Big Bear									
13763	Our Savior's, Banning	198,820	228,450	1,924,161	0	198,979	16,000	3,150	218,129
05200	Shepherd Of The Desert, Barstow	64,721	93,521	3,840	0	70,036	3,840	0	91,876
30642 *	Spirit Of Peace, Big Bear Lake	19,037	21,037	35,316	0	1,502	89	0	1,591
05204	Gloria Dei, Fontana	15,557	94,683	1,561,557	0	91,039	300	200	100,539
31225 *	Lutheran Church Of The Desert, Joshua Tree	43,270	86,484	519,482	0	73,793	0	0	79,193
13918	Hope, Palm Desert	2,403,501	2,403,501	6,407,966	407,782	2,454,000	74,384	0	2,792,113
13917	St John, Palm Desert	369,845	573,795	4,066,899	5,754	538,091	18,153	14,665	627,459
31420	River Of Hope, Palm Springs	164,803	247,856	735,251	0	247,648	16,980	0	264,628
16336 *	Cross and Crown, Rancho Cucamonga	92,312	113,720	1,130,587	0	39,389	3,377	3,377	46,143
05212	First Evangelical, Redlands	231,259	332,500	2,748,176	72,080	314,464	11,207	11,757	413,628
05213	Church Of The Cross, Rialto	15,981	117,466	93,709	0	110,313	2,950	500	129,288
31399	Lutheran Church Of Our Savior - Spirit Of Hope, San Bernardino	236,338	389,669	10,745,991	0	322,938	20,354	20,060	381,606
14030	Trinity, Victorville	198,139	208,851	867,039	6,395	187,312	12,628	8,334	208,274
14044	Faith, Yucaipa	129,696	141,080	25,038,431	60,000	124,768	3,750	7,800	143,318
	Conference Totals	\$4,183,279	\$5,052,613	\$55,878,405	\$552,011	\$4,774,272	\$184,012	\$69,843	\$5,497,785

2C Pacifica Synod, ELCA

Cong ID	Congregation Name and City	Regular Giving	Total Receipts	Total Assets	Total Indebtedness	Current Operating Expenses	Mission Support	Non-Mission Support	Total Disbursements
Conference: 07 Saddleback									
05100	Church of the Master, Corona Del Mar	185,000	430,000	5,250,000	0	300,000	2,400	24,000	426,400
13794	Gloria Dei, Dana Point	1,048,772	1,842,504	15,180,963	3,368,680	686,783	152,072	20,154	1,123,009
16077	Mission, Laguna Niguel	684,347	1,030,954	0	0	865,539	0	19,069	884,608
13893	Newport Harbor, Newport Beach	147,893	206,511	15,740,831	9,990	1,342,511	24,100	0	3,019,963
16148	Community, Rancho Santa Margarita	420,986	590,752	7,478,800	868,108	537,085	1,492	0	601,155
05124	Christ, San Clemente	144,124	161,966	4,418,739	127,500	137,720	6,032	8,825	197,997
13963	Our Savior's, San Clemente	217,723	235,257	8,108,144	190,618	320,257	225	3,294	375,376
	Conference Totals	\$2,848,845	\$4,497,944	\$56,177,477	\$4,564,896	\$4,189,895	\$186,321	\$75,342	\$6,628,508
Conference: 08 Son & Surf									
05097	Mount Calvary, Cypress	109,721	115,277	4,174,631	0	119,627	1,000	0	121,965
13834	King Of Glory, Fountain Valley	287,110	1,197,803	4,789,147	366,070	1,209,099	8,620	16,200	1,293,280
05102*	Our Redeemer, Garden Grove	317,317	580,733	5,688,782	0	517,386	31,082	8,000	611,379
13816	St Olaf, Garden Grove	69,215	187,294	5,623,860	112,346	257,456	6,705	725	276,690
05121	Resurrection, Huntington Beach	575,960	715,100	3,344,625	0	561,444	19,750	100,098	681,292
05112	Bethlehem, Los Alamitos	181,511	181,511	0	0	203,263	8,415	0	211,678
13910*	Christ, Orange	55,416	118,053	2,524,308	0	121,315	2,079	963	124,357
05115	Our Saviour, Orange	156,253	337,366	6,196,431	49,000	266,708	14,810	4,915	304,433
14036*	Calvary, Santa Ana	24,277	25,277	1,750,000	0	23,924	1,020	100	25,044
13991*	St Peter, Santa Ana	43,723	247,546	0	0	262,338	0	0	262,868
05113	Redeemer, Seal Beach	102,498	114,223	1,472,195	0	102,007	4,531	0	106,538
	Conference Totals	\$1,923,001	\$3,820,183	\$35,563,979	\$527,416	\$3,644,567	\$98,012	\$131,001	\$4,019,524
Conference: 09 Rejoice									
30722 C	Church Of Dream Builders/ELCA, Anaheim	22,970	24,170	0	0	13,200	0	1,200	14,400
13751*	Faith, Anaheim	59,303	167,154	0	0	131,960	495	500	150,480
07698*	Grace (Taiwanese), Anaheim	25,000	25,000	0	0	1,000	0	0	1,000
13752	Grace Lutheran Church and Schools, Anaheim	26,500	52,630	3,036,630	0	50,000	2,000	0	52,000
13753	Lamb Of God, Anaheim	44,460	67,647	3,795,999	0	67,429	3,000	0	70,429
05099	Good Shepherd, Buena Park	79,387	277,660	7,288,081	0	293,281	4,420	150	297,851
13810	First, Fullerton	172,132	391,680	6,034,995	138,337	255,973	17,213	118,010	418,354
13811*	St Luke, Fullerton	32,956	169,164	6,360,562	450	142,253	0	0	142,253
05122	St Paul, Fullerton	437,000	534,000	3,738,218	94,267	461,340	42,660	2,000	510,000
13843	Emanuel, La Habra	399,483	618,981	11,342,164	336,398	524,725	35,000	7,900	707,433
05120	Salem, Whittier	11,233	111,057	1,077,445	0	112,140	5,600	2,410	120,150
14040*	Shepherd Of The Hills, Whittier	38,957	38,957	77,495	0	243,779	2,800	0	246,579

**Evangelical Lutheran Church in America
Form A - Congregation Finances as of December 31, 2024**

2C Pacifica Synod, Elca

Cong ID	Congregation Name and City	Regular Giving	Total Receipts	Total Assets	Total Indebtedness	Current Operating Expenses	Mission Support	Non-Mission Support	Total Disbursements
14039	St Andrew, Whittier	238,877	416,435	4,371,812	0	379,444	6,639	6,620	392,703
05018	Emanuel Danish, Yorba Linda	95,300	327,707	2,741,675	0	309,587	1,500	1,900	312,987
14043	Messiah, Yorba Linda	1,111,450	2,389,028	8,701,718	4,489,601	2,220,247	24,000	65,995	2,576,008
	Conference Totals	\$2,795,008	\$5,611,270	\$58,566,794	\$5,059,053	\$5,206,358	\$145,327	\$206,685	\$6,012,627
Conference: 10 Hukilau									
13831	Calvary By The Sea, Honolulu	210,184	1,142,608	5,313,146	0	773,907	20,000	9,734	803,641
05092	Lutheran Church Of Honolulu, Honolulu	285,934	632,605	2,278,849	0	444,347	30,331	22,910	519,882
14033	Prince Of Peace, Honolulu	89,250	197,562	789,982	0	119,455	4,800	13,496	148,060
05094	St John, Kailua	154,863	313,175	3,319,387	0	269,573	25,718	10,202	305,763
13839	Church Of The Holy Trinity, Kailua Kona	141,927	263,973	2,710,105	0	175,385	0	69,963	282,364
16431	Kihei, Kihei	324,621	776,255	2,697,608	543,425	281,692	5,491	386,544	783,738
05095	Lihue, Lihue	253,138	279,863	2,096,161	0	215,324	12,657	0	227,981
07492	Christ, Mililani	111,608	254,860	1,878,574	348,953	218,537	6,000	0	268,067
13924	Joy Of Christ, Pearl City	83,027	319,397	647,434	1,146	262,423	8,635	200	274,323
05096	Maluhia, Waianae	31,339	41,039	25,000	0	59,020	3,960	123	89,413
	Conference Totals	\$1,685,891	\$4,221,337	\$21,756,246	\$893,524	\$2,819,663	\$117,592	\$513,172	\$3,703,232
	Synod Totals	\$22,483,837	\$40,757,716	\$358,046,543	\$21,282,467	\$35,267,316	\$1,227,742	\$1,356,970	\$43,900,029

2C Pacifica Synod, Elca

Summary of Membership Statistics Totals -- End of Year	2023	2024	Change	Percent	Analysis of Attendance	2023	2024
Congregations	99	99	0	0.00	Avg. # weeks congregations worshipped (on-site)	44	46
Congregations - Organized	98	98	0	0.00	Avg. # weeks congregations worshipped (online)	34	37
Congregations - Under Development	1	1	0	0.00	Total avg. weekly worship attendance (on-site)	6,027	5,999
Congregations - Filed Form A	83	82	-1	-1.20	Total avg. weekly worship attendance (online)	5,324	4,745
Baptized Members	20,221	19,601	-620	-3.07	Avg. att. per congregation (on-site)	67	65
Average Baptized Members per Congregation	206	200	-6	-3.07	Avg. att. per congregation (online)	69	62
Confirmed Members	17,047	15,918	-1,129	-6.62	Average att. as a percentage of baptized membership (on-site)	29.81	30.61
Average Confirmed Members per Congregation	174	162	-12	-6.62	Average att. as a percentage of baptized membership (online)	26.33	24.21
Analysis of Membership Gains and Losses							
Baptized Members -- Received							
By Baptism - Children Under Age 16	197	186	-11	-5.58			
By Baptism - Adults Age 16 and Older	43	37	-6	-13.95			
By Affirmation of Faith	238	312	74	31.09			
By Transfer	202	189	-13	-6.44			
From Other Sources and Stat Adjs	138	25	-113	-81.88			
Baptized Members -- Total Received	818	749	-69	-8.44			
Baptized Members -- Removed							
By Death	316	281	-35	-11.08			
By Transfer	178	150	-28	-15.73			
For Other Reasons and Stat Adjs	1,101	942	-159	-14.44			
Baptized Members -- Total Removed	1,595	1,373	-222	-13.92			
Baptized Members Confirmed	88	100	12	13.64			
Active Participants	13,982	14,050	68	0.49			

2C Pacifica Synod, Elca

Summary of Financial Statistics	2023	2024	Change	Percent	Statistical Analysis	
Totals -- End of Year					Averages per Congregation Reporting	
Total Receipts	39,241,018	40,757,716	1,516,698	3.87	Total Receipts (/99)	411,694.10
Total Disbursements **	41,800,736	43,900,029	2,099,293	5.02	Total Disburse (/99)	443,434.64
Total Indebtedness on Dec 31	20,414,331	21,282,467	868,136	4.25	Total Indebtedness (/41)	519,084.56
Projected Mission Support	1,365,201	1,302,142	-63,059	-4.62		
Average Total Giving / Bapt Member	1252.62	1369.52	116.90	9.33	Percent Congs With No Debt	58.59
Average Total Giving / Conf Member	1485.85	1686.39	200.54	13.50		
Detail of Financial Statistics - Receipts						
Regular Giving	21,338,900	22,483,837	1,144,937	5.37		
Designated Giving	3,990,388	4,360,045	369,657	9.26		
Earned Income (any source)	8,154,314	7,586,696	-567,618	-6.96		
Grants (any source)	962,621	894,634	-67,987	-7.06		
All Other Receipts	4,794,795	5,432,504	637,709	13.30		
Detail of Financial Statistics - Disbursements					Percent of Total Disbursements	
Current Operating Expenses	34,432,319	35,267,316	834,997	2.43	Current Operating Expenses	80.34
Capital Improvements	2,294,772	2,057,318	-237,454	-10.35	Capital Improvements	4.69
Payments on Debts	1,642,314	2,085,242	442,928	26.97	Payments on Debts	4.75
Mission Support	1,241,333	1,227,742	-13,591	-1.09	Mission Support	2.80
Other Synod Benevolence	211,229	130,725	-80,504	-38.11	Other Synod Benevolence	0.30
Other CWO Benevolence	104,976	73,040	-31,936	-30.42	Other CWO Benevolence	0.17
Benevolence - Another Country	272,943	127,181	-145,762	-53.40	Benevolence - Another Country	0.29
Benevolence - Camps	9,599	10,580	981	10.22	Benevolence - Camps	0.02
Benevolence - Campus Ministry	55,678	26,430	-29,248	-52.53	Benevolence - Campus Ministry	0.06
Benevolence - Colleges	1,350	3,872	2,522	186.81	Benevolence - Colleges	0.01
Benevolence - Seminaries	2,461	4,313	1,852	75.25	Benevolence - Seminaries	0.01
Benevolence - Social Service	356,529	401,486	44,957	12.61	Benevolence - Social Service	0.91
Benevolence - Direct Recipient	519,739	579,343	59,604	11.47	Benevolence - Direct Recipient	1.32
Subtotal Non-Mission Supt Benev	1,534,504	1,356,970	-177,534	-11.57	Subtotal Non-Mission Supt Benev	3.09
Other Expenses & Realized Losses	655,494	1,905,441	1,249,947	190.69	Other Expenses & Realized Losses	4.34

** Total Disbursements may not equal the sum of the disbursements details reported due to previous data not being included in the detail listing.

2C Pacifica Synod, Elca

Congregations Reporting Ethnic Active Participants					Percent of Congregations Reporting Ethnic Active Participants	
	2023	2024	Change	Percent		
African American/Black	45	47	2	4.44	African American/Black	47.47
African National/African Caribbean	11	11	0	0.00	African National/African Caribbean	11.11
American Indian/Alaska Native	5	6	1	20.00	American Indian/Alaska Native	6.06
Arab/Middle Eastern	19	19	0	0.00	Arab/Middle Eastern	19.19
Asian/Pacific Islander	66	62	-4	-6.06	Asian/Pacific Islander	62.63
Latino/Hispanic	73	77	4	5.48	Latino/Hispanic	77.78
Multiracial	44	44	0	0.00	Multiracial	44.44
White	92	91	-1	-1.09	White	91.92

Total Ethnic Active Participants					Percent Ethnic Active Participants	
	2023	2024	Change	Percent		
African American/Black	158	182	24	15.19	African American/Black	1.30
African National/African Caribbean	38	46	8	21.05	African National/African Caribbean	0.33
American Indian/Alaska Native	9	11	2	22.22	American Indian/Alaska Native	0.08
Arab/Middle Eastern	73	58	-15	-20.55	Arab/Middle Eastern	0.42
Asian/Pacific Islander	952	976	24	2.52	Asian/Pacific Islander	6.98
Latino/Hispanic	1,008	1,319	311	30.85	Latino/Hispanic	9.44
Multiracial	642	656	14	2.18	Multiracial	4.69
White	11,102	10,726	-376	-3.39	White	76.76

2C Pacifica Synod, Elca

(82 Congs Filed)

C31 Languages in which Liturgies are Regularly Conducted

Amharic	Estonian	Lao	Swahili	2
Anyuak	Finnish	Latvian	Swedish	
Arabic	French	Maban	Tagalog	
Batak	German	2	Mandarin	3
Burmese	Haitian	Navajo	Taiwanese	1
Cambodian	Hmong	Norwegian	Tamil	
Cantonese	Hungarian	Nuer	Telugu	
Cherokee	Indonesian	Oromo	Thai	
Creole	1	Inupiat	Paiute	Ukrainian
Czech	Japanese	1	Portuguese	Urdu
Danish	1	Kiswahili	Sign	Vietnamese
Dinka	Korean	3	Slovak	
English	98	Lakotah	Spanish	13

C32 Disability Assistance Provided

Wheelchair Accessibility	93
Braille Worship Materials	2
Large Print Worship Materials	63
Assistive Hearing Devices	45
Sign Language Interpreters	3
Mental Health Ministries	9
Ministry with People with Developmental Disabilities	5
Specialized Faith Formation for Children or Adults (ADHD, autism, dyslexia, etc.)	3
No Response to Any	1

Evangelical Lutheran Church in America
Summary of Congregations That Did Not File 2024 Report Form A

2C Pacifica Synod, Elca

Last Year Filed	Cong ID	Cong Status	Baptized Members	Congregation Name	City, State	Minister	Phone
2010	14036	Org	57	Calvary	Santa Ana, CA		(714)775-5758
2012	30552	Org	129	HKBP California	Norco, CA		(909)478-7898
2019	13751	Org	34	Faith	Anaheim, CA		(714)535-9654
2020	13910	Org	30	Christ	Orange, CA		(714)532-3403
2020	13991	Org	115	St Peter	Santa Ana, CA		(714)542-6781
2021	14040	Org	26	Shepherd Of The Hills	Whittier, CA		(562)696-1151
2021	16336	Org	88	Cross and Crown	Rancho Cucamonga, CA	Lorie B. Tatum	(909)850-4466
2022	05216	Org	59	Grace Evangelical Lutheran Church Of Glen Avon, California	Riverside, CA	Kenneth A. Puccio	(951)685-4672
2022	13786	Org	117	Peace	Corona, CA	Darryl W. Kozak	(951)735-0917
2022	16378	Org	79	Shepherd of Life	Lake Elsinore, CA		(951)678-1561
2023	05102	Org	180	Our Redeemer	Garden Grove, CA	Luther W. Symons	(714)539-9541
2023	05188	Org	45	Calvary	San Diego, CA	Richard W. Vevia	(619)582-5581
2023	07698	Org	18	Grace (Taiwanese)	Anaheim, CA		(714)635-7807
2023	13811	Org	75	St Luke	Fullerton, CA		(714)525-0251
2023	13856	Org	34	Lemon Grove	Lemon Grove, CA		(619)465-7301
2023	30642	Org	18	Spirit Of Peace	Big Bear Lake, CA		(909)866-7239
2023	31225	Org	52	Lutheran Church Of The Desert	Joshua Tree, CA		

Synod Total: 17 Congregation(s)