

2024

# Synod Data Toolkit

Southwest California  
Synod (2B)

Office of the Secretary  
December 2025



Evangelical  
Lutheran Church  
in America

This page intentionally left blank.

# Table of Contents

**03**

Synod Summary

**05**

Synod Trend Tables & Charts

**18**

Baptized Members, Average Attendance, and Active Participants

**24**

Baptisms by Congregation

**30**

Congregation Reports

## Summary of Membership, Participation, and Attendance

### 2B - Southwest California

**Baptized membership** has declined 32% over the past eight years, changing from 26,390 in 2017 to 17,854 in 2024. Over this same time period, the overall ELCA baptized membership decreased 23%.

Since 2017, **active participation** has shrunk 28%, moving from 20,161 to 14,563 with a rise of 712 in the most recent year. When looking at participation changes between 2020 and 2024 there was a 1% decrease. Since 2017, active participation in the ELCA overall has decreased by 38% (approximately 5% per year). Since 2020, active participation has decreased at a slightly slower rate of 16% (approximately 4% per year).

**In-person worship attendance** has declined 48% from 9,132 in 2017 to 4,740 in 2024. Some of this decline is made up by attenders worshiping online (3,451 in 2024). It is important to note that beginning in 2020, congregations were asked specifically about their in-person and online worship attendance separately. In-person worship attendance has increased 30% since 2020 from 3,640 to 4,740 in 2024. Since 2020, the overall ELCA in-person worship attendance increased 30% from 404,611 to 525,792 in 2024.

## Summary of Finances

### 2B - Southwest California

**Regular giving** has decreased by 7% since 2017, moving from \$17,584,945 in 2017 to \$16,413,721 in 2024. Over this period, inflation was 28%. Since 2020, regular giving has decreased by 18% in the synod and decreased by 2.5% in the ELCA overall; inflation was 21% during this time period.

**Mission support** has decreased 16% since 2017, from \$1,015,367 to \$857,435 in 2024. The ELCA overall experienced a 12% decline over the same period. Since 2020, mission support has decreased by 7% in the synod and decreased by 7% in the ELCA overall.

**Operating expenses** have increased by 5%, standing at \$41,281,996 in 2024 compared to \$39,211,380 in 2017. They have increased by 4% for the ELCA overall during this time. Since 2020, operating expenses have increased by 25% in the synod and increased 8% in the ELCA overall.

# Synod Trend Tables and Charts

- Synod Trend Tables
- Synod Trend Charts
- Congregations by Size
- Growth & Decline Tables

# Annual Congregation Report

## Trends for 2B - Southwest California

	2017	2018	2019	2020	2021	2022	2023	2024
<b>Number of Organized Congregations</b>	111	116	115	108	109	107	107	107
<b>Baptized Membership</b>	26,390	24,583	23,052	20,888	19,910	17,851	17,757	17,854
<b>Members Received By:</b>								
Baptism: Children	289	236	196	81	131	145	164	209
Baptism: Adults	137	185	125	92	89	96	142	216
Affirmation of Faith	373	342	298	210	194	182	198	305
Transfer	181	230	230	89	110	131	147	128
Other and Statistical Adjustment	89	93	104	15	62	35	58	38
<b>Members Removed By:</b>								
Death	300	278	293	266	284	245	252	241
Transfer	184	196	175	154	110	131	149	122
Other and Statistical Adjustment	1,157	1,327	1,362	2,196	1,222	1,115	679	612
<b>Baptized Members Confirmed</b>	198	184	124	70	67	85	125	110
<b>Confirmed Members</b>	19,921	18,860	16,978	15,274	14,584	13,368	13,385	13,190
<b>Active Participants</b>	20,161	16,763	16,712	14,734	14,451	14,556	13,851	14,563
<b>Average Attendance</b>	9,132	8,876	8,063	Not collected	Not collected	Not collected	Not collected	Not collected
<b>Average Attendance - On-site</b>				3,640	3,382	3,971	4,480	4,740
<b>Average Attendance - Online</b>				7,845	5,725	3,260	2,963	3,451
<b>Racial/Ethnic Composition of Active Participants</b>								
African American/Black	1,072	1,154	931	970	905	858	899	953
African National/African Caribbean	161	155	288	150	161	139	180	145
American Indian/Alaska Native	35	45	45	37	33	32	37	28
Arab/Middle Eastern	153	152	145	149	166	154	159	186
Asian/Pacific Islander	1,725	1,035	1,239	1,128	1,305	1,311	1,337	1,454
Multi-Racial/Multi-Ethnic	1,578	661	603	875	884	503	586	627
Other	829	113	Omitted	Omitted	Omitted	Omitted	Omitted	Omitted
Hispanic/Latino	1,737	1,588	1,735	1,585	1,952	2,354	1,838	2,196
White	13,318	12,752	11,795	9,835	9,124	9,115	8,671	8,891

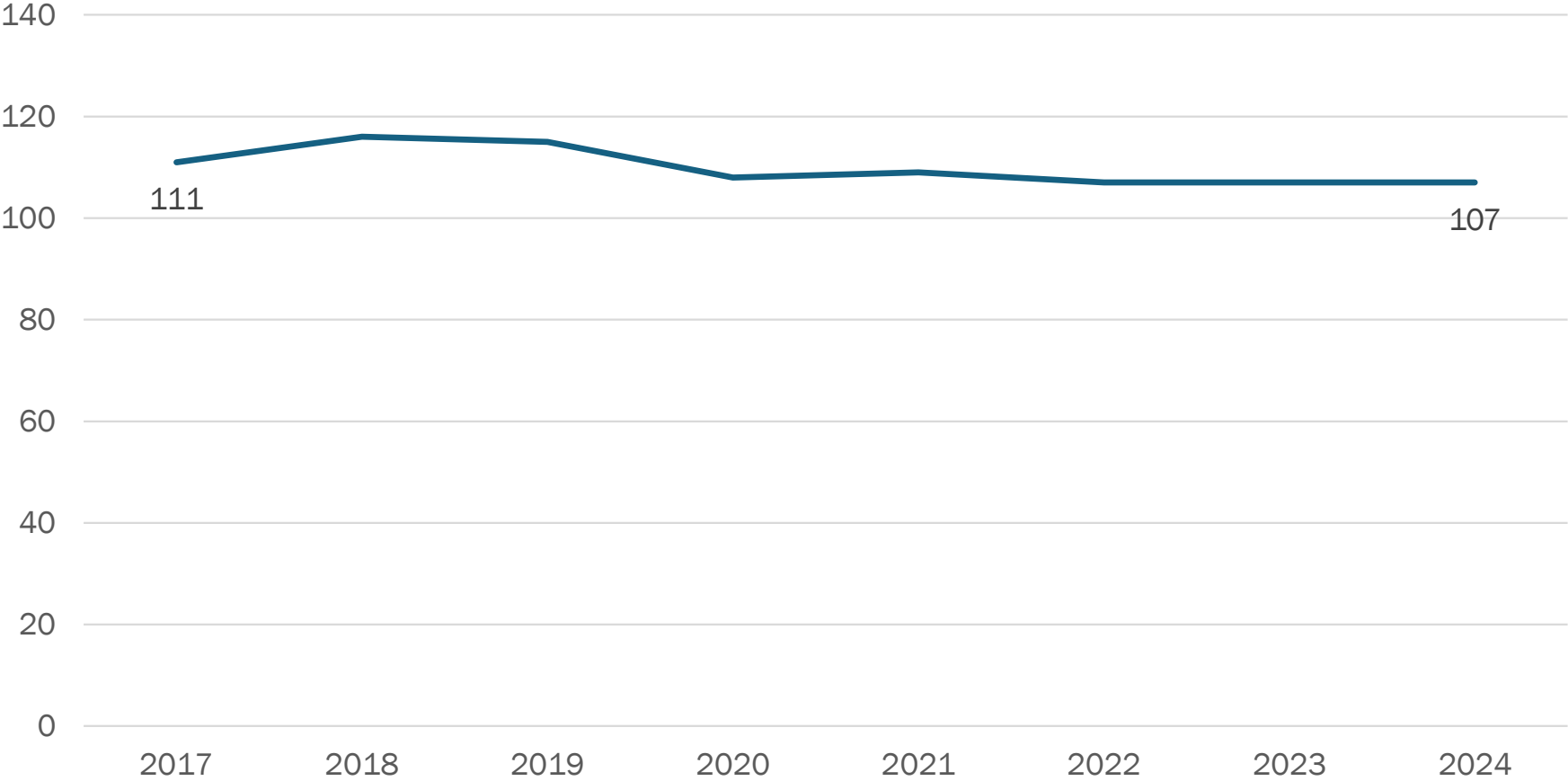
# Annual Congregation Report

## Trends for 2B - Southwest California

	2017	2018	2019	2020	2021	2022	2023	2024
<b>Regular Giving by Members</b>	\$17,584,945	\$18,329,666	\$17,912,055	\$19,896,383	\$17,294,021	\$16,148,789	\$16,413,745	\$16,413,721
<b>Designated Giving by Members</b>	\$2,230,272	\$3,720,821	\$3,635,881	\$3,019,311	\$3,083,397	\$3,062,996	\$2,679,892	\$3,157,448
<b>Earned Income (any source)</b>	\$11,473,848	\$11,828,126	\$11,459,963	\$10,651,595	\$9,744,684	\$13,011,522	\$14,034,731	\$16,739,471
<b>Grants &amp; Partnership Support</b>	\$404,590	\$497,597	\$336,350	\$849,587	\$840,029	\$260,548	\$399,650	\$504,909
<b>Other Receipts</b>	\$11,956,687	\$4,286,851	\$4,860,539	\$5,365,437	\$3,692,352	\$4,763,376	\$11,246,559	\$9,763,538
<b>Total Receipts</b>	\$43,650,342	\$38,663,061	\$38,204,788	\$39,782,313	\$34,654,483	\$37,247,231	\$44,774,577	\$46,579,087
<b>Total Indebtedness</b>	\$14,657,285	\$12,199,389	\$13,520,817	\$19,753,650	\$21,802,200	\$14,589,381	\$15,562,987	\$15,167,522
<b>Intended Mission Support</b>	\$1,389,266	\$1,217,809	\$1,383,463	\$1,210,455	\$1,008,784	\$1,197,872	\$1,232,018	\$1,090,956
<b>Current Operating Expenses</b>	\$39,211,380	\$38,976,005	\$38,977,926	\$33,024,706	\$33,914,190	\$33,626,535	\$38,416,580	\$41,281,996
<b>Capital Improvements</b>	\$3,066,976	\$1,867,696	\$2,072,535	\$1,038,825	\$4,261,583	\$2,089,741	\$1,721,922	\$2,581,881
<b>Payments on Debt</b>	\$1,269,641	\$1,244,276	\$1,201,947	\$1,293,855	\$1,194,127	\$1,441,075	\$1,524,995	\$1,403,252
<b>Mission Support</b>	\$1,015,367	\$993,532	\$1,012,546	\$924,117	\$873,115	\$832,867	\$828,340	\$857,435
as % of Total Disbursements	2.18	2.22	2.27	2.46	2.11	2.10	1.77	1.68
as % of Regular Giving	5.77	5.42	5.65	4.64	5.05	5.16	5.05	5.22
<b>Other Benevolence sent directly:</b>								
To the synod	\$442,206	\$393,382	\$284,317	\$187,824	\$184,887	\$213,372	\$249,389	\$163,647
To the churchwide organization	\$52,768	\$97,316	\$83,248	\$28,426	\$31,382	\$62,630	\$92,595	\$82,978
For activity in another country	\$77,137	\$106,236	\$60,670	\$199,363	\$172,697	\$143,206	\$145,389	\$159,862
To camps	\$30,578	\$23,334	\$21,921	\$23,490	\$17,250	\$24,474	\$15,418	\$8,533
To colleges	\$11,865	\$30,829	\$30,779	\$33,885	\$6,601	\$11,198	\$9,500	\$4,700
To seminaries	\$40,242	\$5,500	\$17,882	\$5,000	\$5,300	\$3,900	\$2,350	\$1,350
To social service organizations	\$162,480	\$185,001	\$138,706	\$116,006	\$200,143	\$128,585	\$105,671	\$161,059
To campus ministry	\$2,811	\$2,004	\$7,798	\$1,615	\$8,500	\$100	\$50	\$350
All other benevolence	\$255,901	\$305,302	\$321,251	\$314,322	\$276,794	\$208,961	\$316,502	\$467,363
<b>Non-mission support benevolence</b>	\$1,162,998	\$1,226,693	\$966,572	\$909,931	\$903,554	\$796,426	\$936,864	\$1,049,842
<b>Other expenses</b>	\$811,658	\$376,911	\$321,733	\$344,011	\$299,482	\$849,164	\$3,347,192	\$3,719,823
<b>Sum of Disbursements</b>	\$46,538,020	\$44,685,113	\$44,616,048	\$37,557,507	\$41,468,113	\$39,657,870	\$46,797,955	\$50,916,291

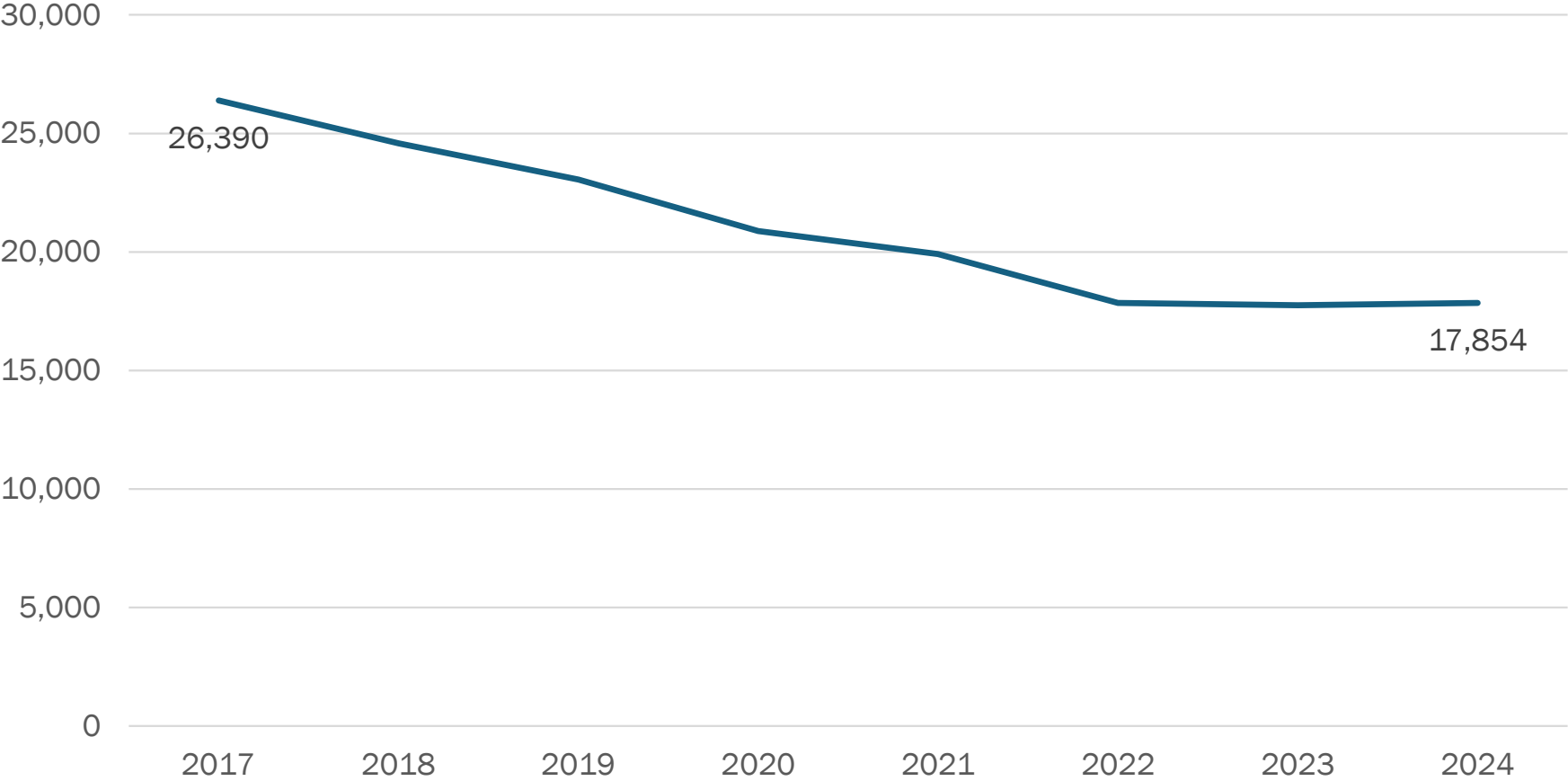
# Number of Organized Congregations (2017-2024)

## 2B - Southwest California



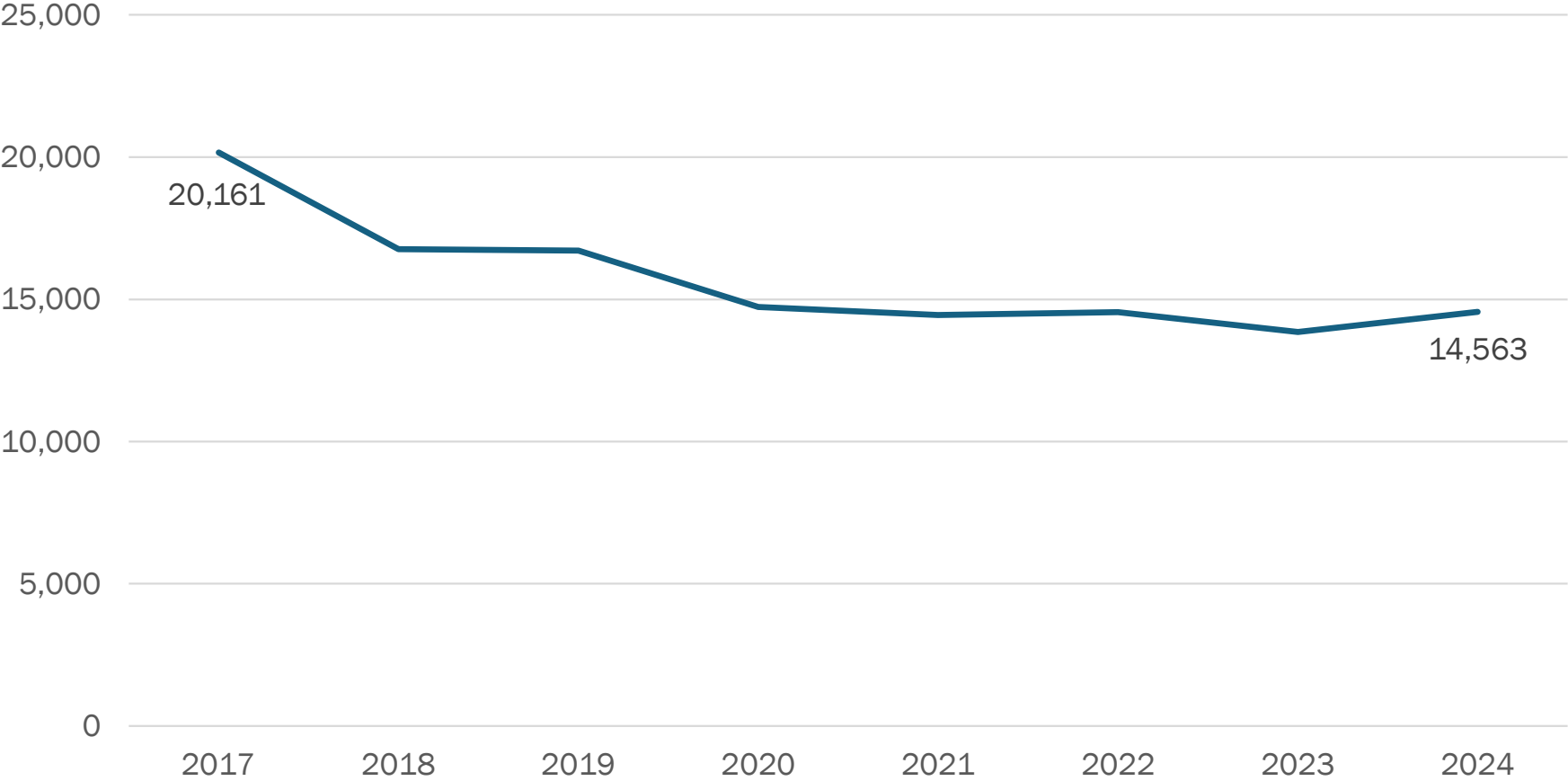
# Baptized Membership (2017-2024)

## 2B - Southwest California



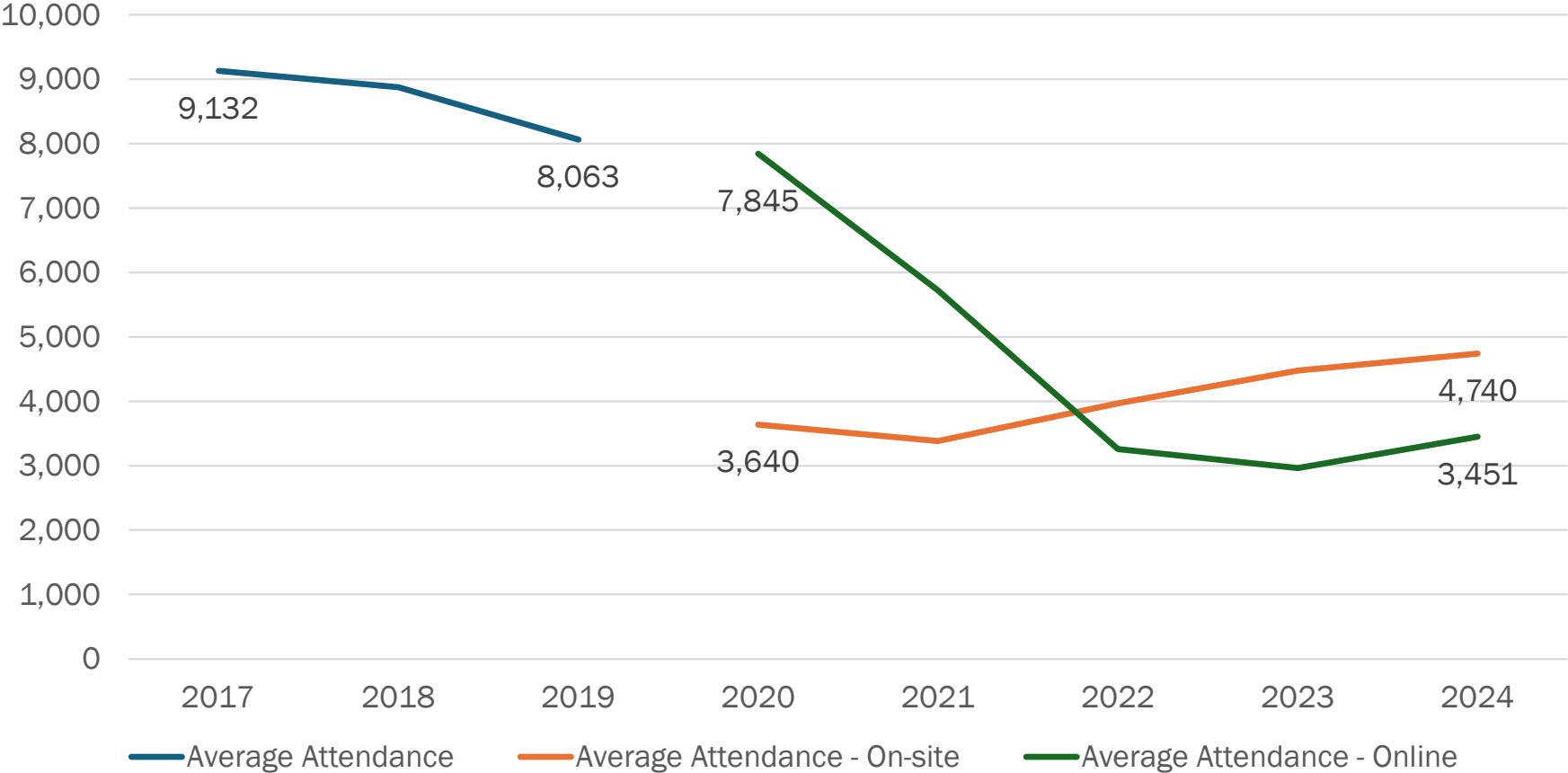
# Active Participants (2017-2024)

## 2B - Southwest California



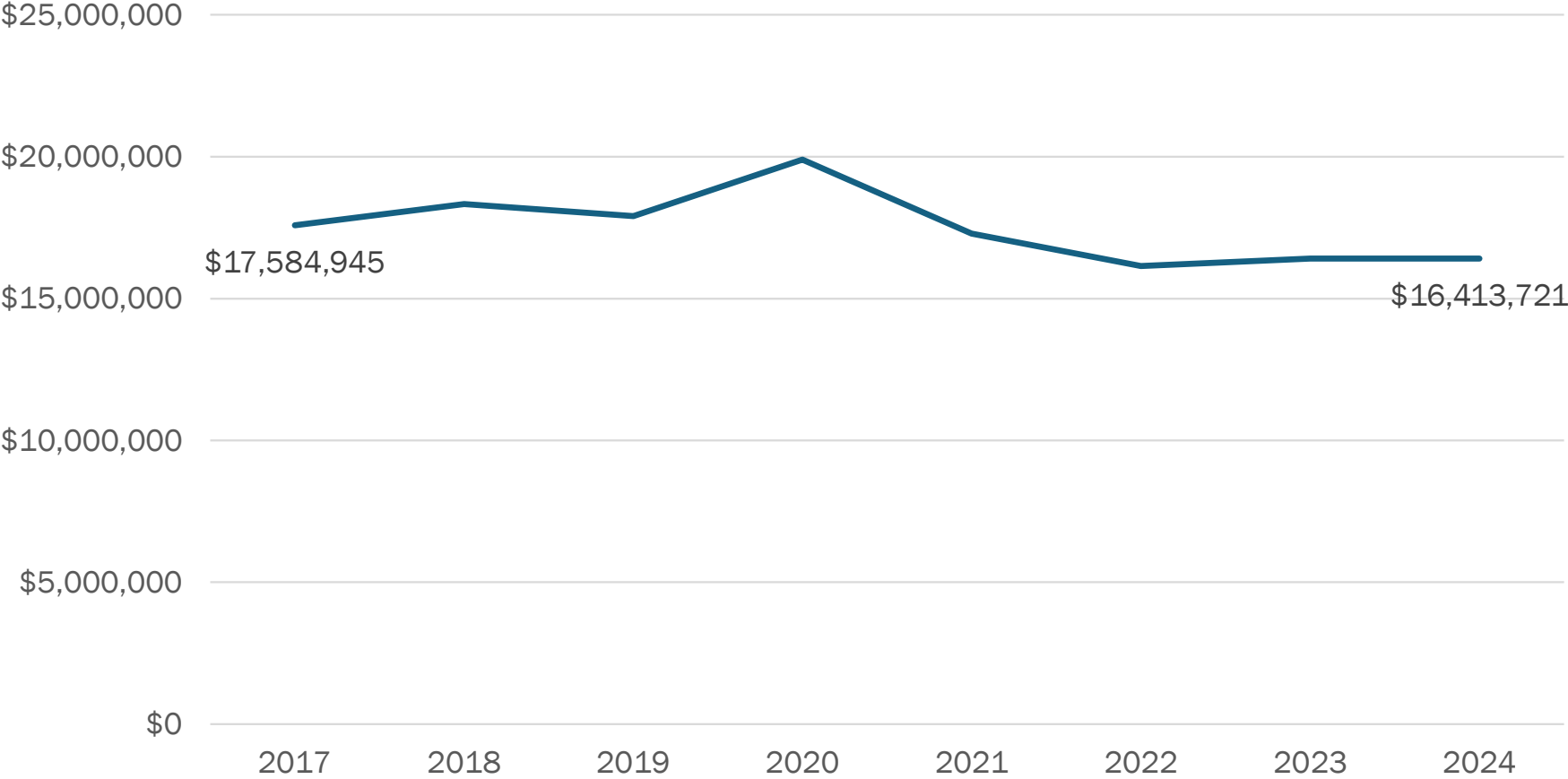
# Worship Attendance (2017-2024)

## 2B - Southwest California



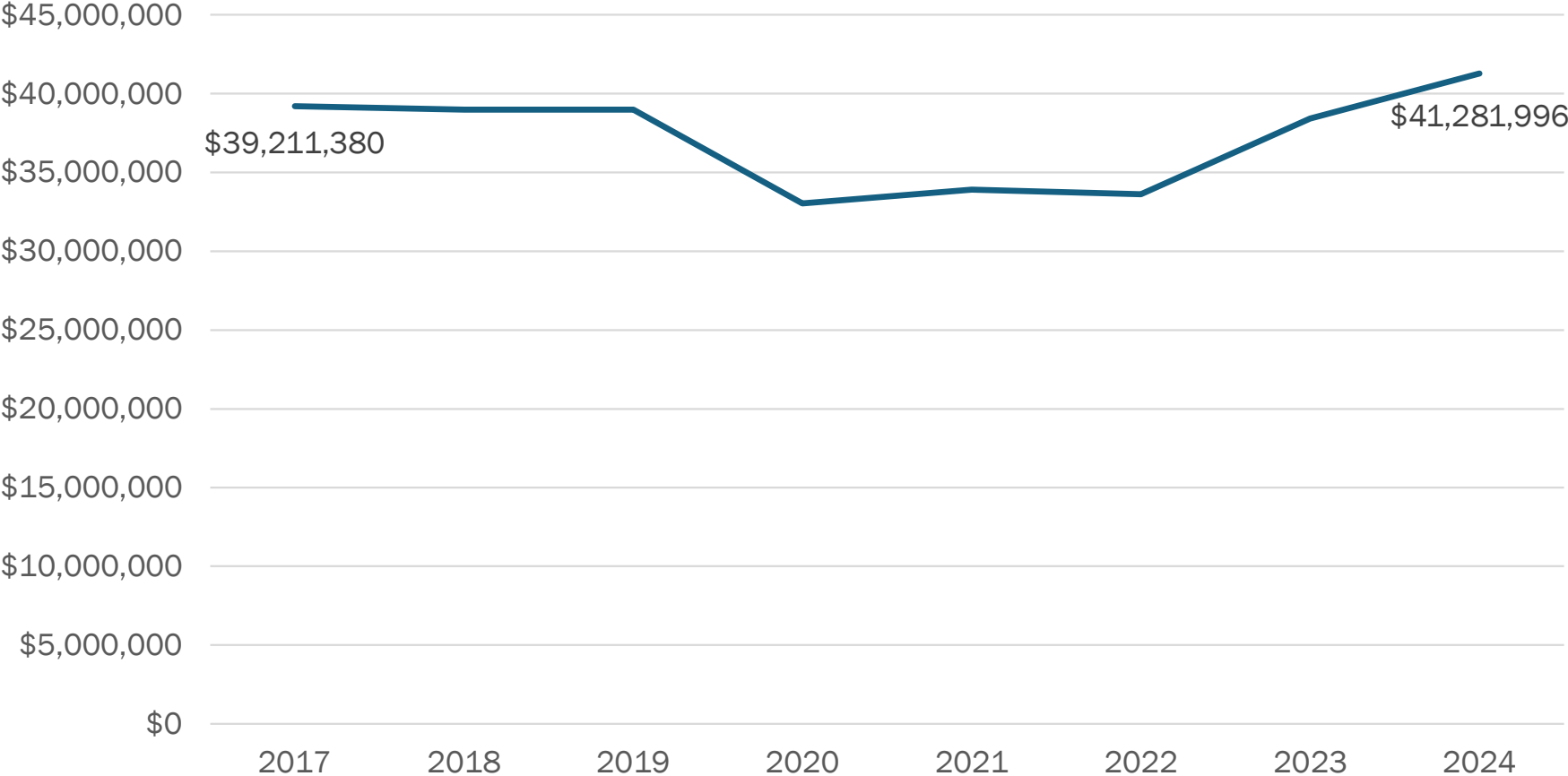
# Regular Giving by Members (2017-2024)

## 2B - Southwest California



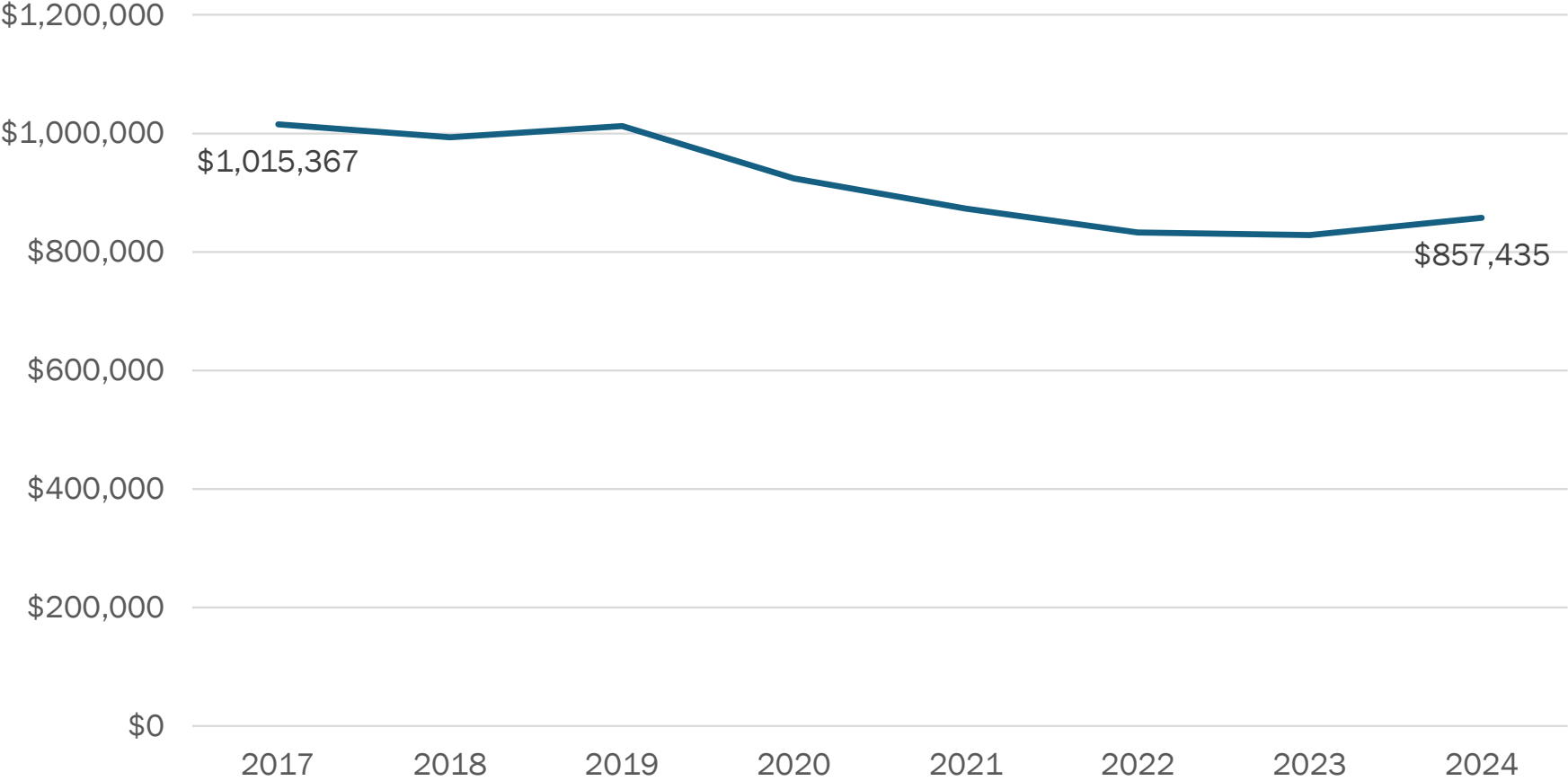
# Current Operating Expenses (2017-2024)

## 2B - Southwest California



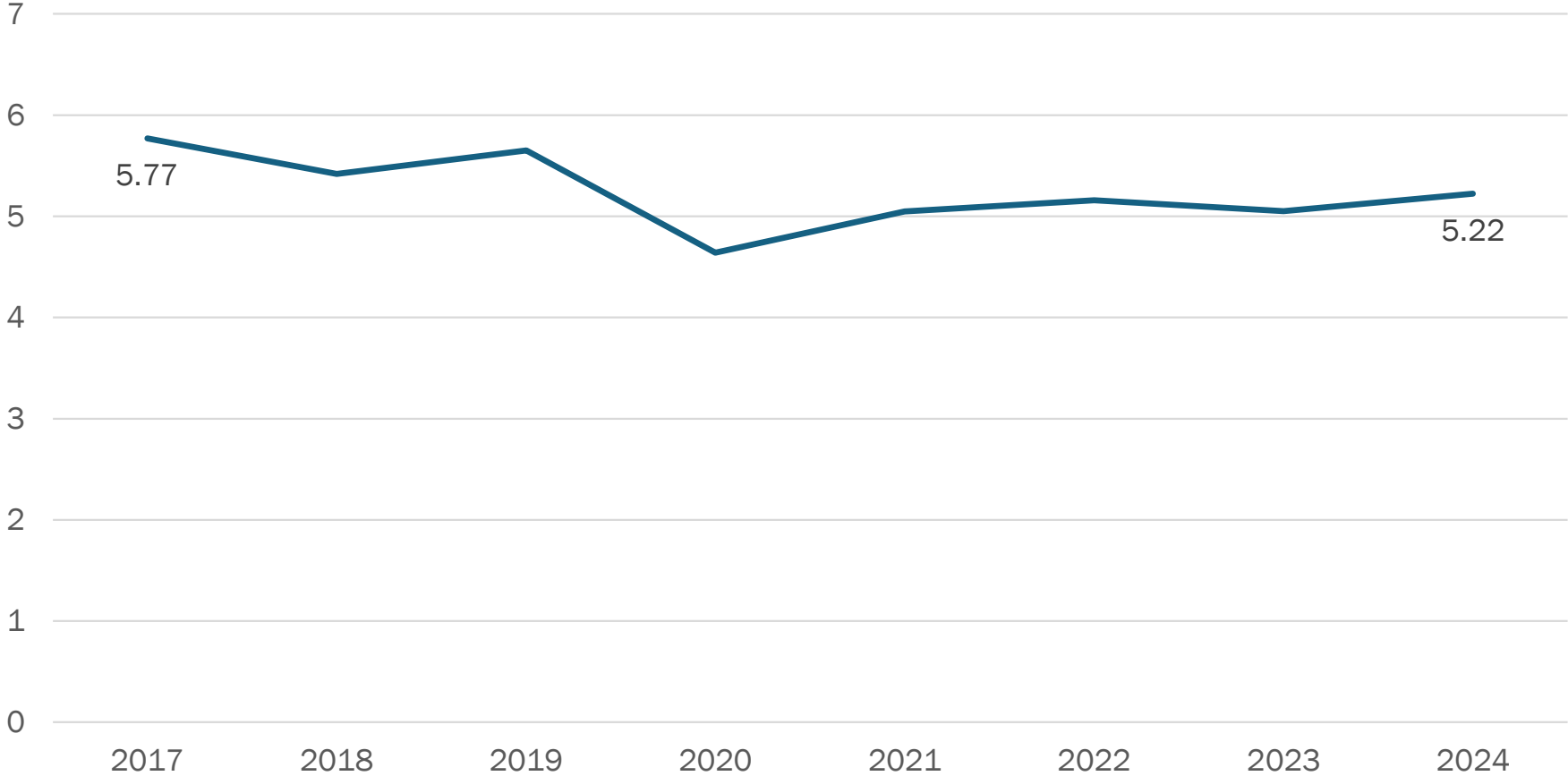
# Mission Support (2017-2024)

## 2B - Southwest California

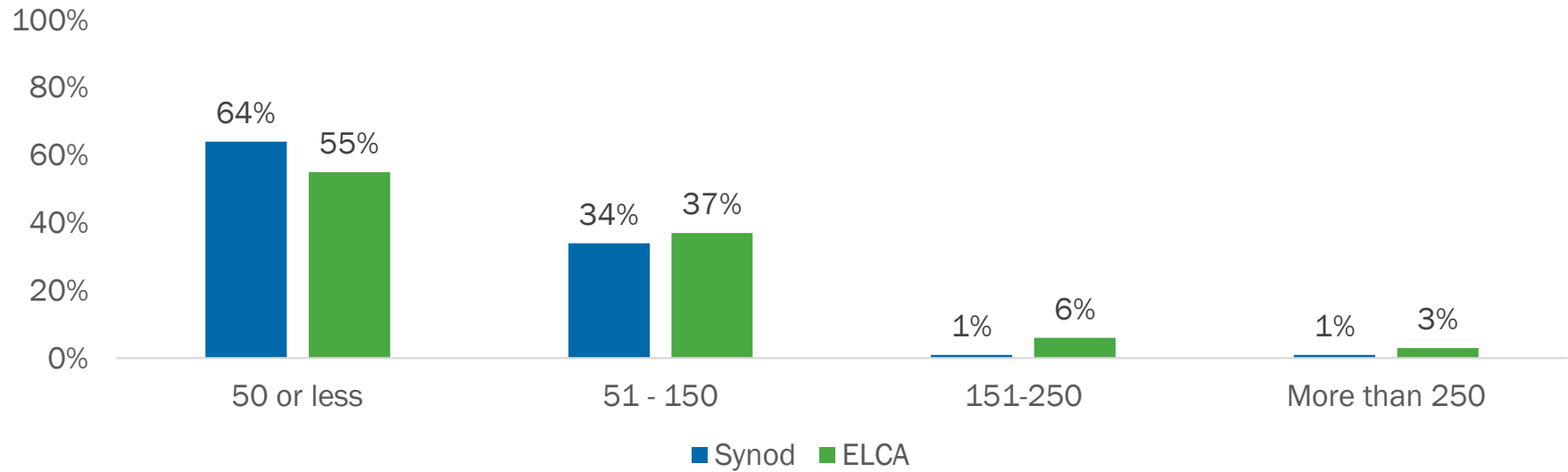


# Mission Support as % of Regular Giving (2017-2024)

## 2B - Southwest California



## Congregations by Size (Average On-Site Worship Attendance) 2B - Southwest California



Average On-Site Worship Attendance	Number of congregations (Synod)*	% of congregations (Synod)	Number of congregations (ELCA)*	% of congregations (ELCA)
50 or less	62	64%	4134	55%
51-150	33	34%	2787	37%
151-250	1	1%	430	6%
More than 250	1	1%	220	3%

\*Submitted at least one Annual Congregation Report between 2020 and 2024.

## Growth and Decline (2019-24)

### 2B - Southwest California

Change in Baptized Membership	# of congregations* (Synod)	% of congregations (Synod)	# of congregations* (ELCA)	% of congregations (ELCA)
Decline greater than 25%	15	30%	1,450	28%
Decline between 5% - 25%	13	26%	1,504	29%
Stable (decline <5% - incline <5%)	16	32%	1,492	29%
Increase between 5% - 25%	3	6%	545	11%
Increase greater than 25%	3	6%	109	2%

Change in Active Participants	# of congregations* (Synod)	% of congregations (Synod)	# of congregations* (ELCA)	% of congregations (ELCA)
Decline greater than 25%	25	50%	2,298	45%
Decline between 5% - 25%	11	22%	1,133	22%
Stable (decline <5% - incline <5%)	3	6%	491	10%
Increase between 5% - 25%	4	8%	510	10%
Increase greater than 25%	7	14%	668	13%

Change in On-Site Worship Attendance	# of congregations* (Synod)	% of congregations (Synod)	# of congregations* (ELCA)	% of congregations (ELCA)
Decline greater than 25%	29	58%	2,740	54%
Decline between 5% - 25%	16	32%	1,590	31%
Stable (decline <5% - incline <5%)	1	2%	329	6%
Increase between 5% - 25%	1	2%	281	6%
Increase greater than 25%	3	6%	160	3%

*\*Only congregations that filed an Annual Congregation Report in 2019 and 2024 are included.*

Baptized Members,  
Average Attendance,  
and Active  
Participants

## Baptized Members, Average Attendance (online and on-site), and Active Participants

### 2B - Southwest California

CongID	Congregation Name	City	State	ZIP	Data Year	Baptized Members	Average Online Attendance	Average On-site Attendance	Active Participants
14014	Ascension Lutheran Church	Thousand Oaks	CA	91362-2612	2024	1288	163	342	1682
13898	St Mark Lutheran Church	Hacienda Heights	CA	91745-4414	2024	184	40	100	1580
14028	Central Lutheran Church	Van Nuys	CA	91401-1926	2024	21	12	20	700
14017	First Lutheran Church	Torrance	CA	90503-6005	2024	789	225	212	691
13818	Salem Lutheran Church	Glendale	CA	91202-1959	2021	360	60	30	457
13995	Mount Olive Lutheran Church	Santa Monica	CA	90405-4719	2023	223	70	69	430
14029	Trinity Lutheran Church	Ventura	CA	93003-1810	2024	843	47	135	361
05028	St Paul's Evangelical Lutheran Church	Santa Monica	CA	90403-2807	2024	256	45	66	350
05091	Mount Cross Lutheran Church	Camarillo	CA	93010-1717	2024	960	32	110	300
30341	Iglesia Luterana Fe Y Esperanza	South Gate	CA	90280-8254	2023	197	0	40	300
13873	Westchester Lutheran Church	Los Angeles	CA	90045-2916	2023	271	125	58	271
13894	Emmanuel Lutheran Church	North Hollywood	CA	91606-3323	2024	262	60	94	270
05084	Holy Trinity Lutheran Church	Thousand Oaks	CA	91360-2939	2024	884	139	128	267
05078	Gloria Dei Lutheran Church	Santa Maria	CA	93455-3708	2024	255	0	55	255
05009	Grace Evangelical Lutheran Church	Culver City	CA	90230-4118	2023	300	60	45	203
07354	New Hope Lutheran Church	Agoura Hills	CA	91301-2521	2024	295	38	67	193
30598	Iglesia Luterana Pueblo de Dios	East Rancho Dominguez	CA	90221-2146	2024	189	645	128	189
05014	Holy Trinity Lutheran Church	Inglewood	CA	90305-2908	2024	169	40	60	169
13997	Shepherd Of The Valley Lutheran Church	Simi Valley	CA	93063-2347	2024	234	26	72	164
13922	Hill Avenue Grace Lutheran Church	Pasadena	CA	91106-1904	2024	210	92	44	160
05098	Grace Lutheran Church	Bell	CA	90201-2508	2023	126	65	52	160
05027	Trinity Lutheran Church	Manhattan Beach	CA	90266-6067	2024	153	11	59	153

## Baptized Members, Average Attendance (online and on-site), and Active Participants

### 2B - Southwest California

CongID	Congregation Name	City	State	ZIP	Data Year	Baptized Members	Average Online Attendance	Average On-site Attendance	Active Participants
13992	Trinity Lutheran Church	Santa Barbara	CA	93110-1233	2024	171	25	63	152
05080	Bethania Evangelical Lutheran Church	Solvang	CA	93463-2603	2023	440	69	80	149
05210	Trinity Lutheran Church	Pasadena	CA	91106-1447	2024	124	31	62	127
05012	St Matthew's Lutheran Church	Glendale	CA	91201-1616	2024	123	19	68	126
07612	Rock Of The Foothills Lutheran Church	La Verne	CA	91750-2401	2022	124	7	92	124
16123	First Lutheran Church	Carson	CA	90746-3176	2024	223	52	70	116
05205	Lutheran Church In The Foothills	La Canada Flintridge	CA	91011-2921	2024	142	32	37	114
05220	Bethlehem Lutheran Church	Temple City	CA	91780-2857	2005	159	0	0	112
13860	Christ Lutheran Church	Long Beach	CA	90815-3419	2024	404	114	52	111
13825	Trinity Lutheran Church	Hawthorne	CA	90250-5148	2024	460	25	67	106
13822	Bethlehem Lutheran Church	Granada Hills	CA	91344-1703	2024	239	15	69	103
05029	St Paul's Lutheran Church	Rancho Palos Verdes	CA	90275-5390	2024	111	11	39	102
05024	St Mark Lutheran Church	Los Angeles	CA	90007-3946	2024	101	6	45	100
05069	St Matthew Lutheran Church	North Hollywood	CA	91602-1210	2024	78	10	40	100
13835	Chapel Of Peace Lutheran Church	Inglewood	CA	90302-1505	2024	94	10	15	100
13862	Our Saviour Lutheran Church	Long Beach	CA	90814-2267	2024	348	25	55	100
13762	Redeemer Lutheran Church	Bakersfield	CA	93389-3132	2009	248	0	0	100
14035	Christ Lutheran Church	West Covina	CA	91791-2110	2024	238	20	85	99
05074	St Stephen Lutheran Church	Palmdale	CA	93550-5411	2024	113	5	53	98
05083	Bethel Lutheran Church	Templeton	CA	93465-9550	2024	202	0	55	98
30281	Hope Lutheran Church	Atascadero	CA	93422-4927	2024	110	38	56	97
07212	Faith Lutheran Church	Monterey Park	CA	91754-2813	2010	101	0	0	93

## Baptized Members, Average Attendance (online and on-site), and Active Participants

### 2B - Southwest California

CongID	Congregation Name	City	State	ZIP	Data Year	Baptized Members	Average Online Attendance	Average On-site Attendance	Active Participants
13940	Lutheran Church Of The Resurrection	Redondo Beach	CA	90277-6304	2024	189	10	87	92
13771	Shepherd of the Valley Lutheran Church	West Hills	CA	91307-3107	2024	215	27	64	91
13757	Lutheran Church of the Cross	Arcadia	CA	91007-6918	2012	117	0	0	90
14038	Lutheran Church of The Master	Los Angeles	CA	90025-4537	2024	132	10	27	89
05087	St Luke Lutheran Church	Woodland Hills	CA	91364-2029	2023	193	15	47	87
05109	St Luke Lutheran Church	Long Beach	CA	90808-3646	2024	147	6	38	83
13790	Prince Of Peace Lutheran Church	Covina	CA	91724-1501	2024	77	20	37	77
05011	First Lutheran Church	Glendale	CA	91205-1406	2008	147	0	0	75
13789	Grace Lutheran Church	Covina	CA	91722-1416	2022	130	5	33	70
13836	First Lutheran Church	Inglewood	CA	90301-1025	2022	118	0	33	70
14009	Church of the Foothills	Sylmar	CA	91342-2049	2021	40	25	15	70
05064	Faith Lutheran Church	Canoga Park	CA	91309-1147	2024	192	25	68	68
05068	Calvary Lutheran Church	Morro Bay	CA	93442-2530	2024	71	15	42	68
13865	Ascension Lutheran Church	Los Angeles	CA	90043-3023	2023	66	11	60	66
05117	Good Shepherd Lutheran Church	San Pedro	CA	90732-4417	2024	114	0	30	63
13767	American Lutheran Church	Burbank	CA	91505-2951	2024	103	8	32	62
13887	Christ Lutheran Church	Monterey Park	CA	91754-1201	2024	100	50	50	60
05107	Gloria Dei Lutheran Church	Long Beach	CA	90803-5044	2024	62	0	27	56
13891	King Of Glory Lutheran Church	Newbury Park	CA	91320-3806	2020	56	56	0	56
30384	St John Lutheran Church	Cerritos	CA	90703-6048	2020	57	130	25	56
30835	Glory Lutheran Church	Torrance	CA	90503-6005	2024	113	10	50	54
13837	Olivet Lutheran Church	Hawthorne	CA	90250-1953	2024	51	0	47	51
30021	Emmanuel Lutheran Church	Bakersfield	CA	93305-3741	2024	98	0	26	51

## Baptized Members, Average Attendance (online and on-site), and Active Participants

### 2B - Southwest California

CongID	Congregation Name	City	State	ZIP	Data Year	Baptized Members	Average Online Attendance	Average On-site Attendance	Active Participants
13801	Bethel Lutheran Church	Encino	CA	91316-3437	2024	32	12	25	50
13847	St Timothy Lutheran Church	Lakewood	CA	90713-2555	2024	149	35	40	50
05016	Bethel Lutheran Church	Los Angeles	CA	90036-4710	2023	128	12	18	48
13820	Christ Lutheran Church	Goleta	CA	93117-1514	2024	73	8	35	45
05207	St Pauls Lutheran Church	Monterey Park	CA	91754-6617	2022	27	0	20	45
13985	Mount Carmel Lutheran Church	San Luis Obispo	CA	93405-2005	2021	199	34	49	45
30122	The Church Of Hope ELCA	Canyon Country	CA	91351-1637	2024	55	5	27	43
30577	Agape Lutheran Church	El Monte	CA	91731-2361	2012	49	0	0	42
05010	St John Lutheran Church	Gardena	CA	90249-3144	2024	60	0	40	41
05197	Christ The Shepherd Lutheran Church	Altadena	CA	91001-4750	2024	52	0	25	41
13765	Holy Redeemer Lutheran Church	Bellflower	CA	90706-3116	2023	41	7	6	41
13884	St Pauls Lutheran Church	Monrovia	CA	91016-3325	2012	49	0	0	41
13872	Solheim Lutheran Church	Los Angeles	CA	90041-1915	2023	54	0	40	40
05065	Mount Olive Lutheran Church	La Crescenta	CA	91214-1850	2024	350	0	38	38
13871	St Andrew's Lutheran Church	Los Angeles	CA	90064-3827	2024	47	2	25	35
30767	Eagle Rock Lutheran Church	Los Angeles	CA	90041-0647	2024	42	10	35	35
13783	Christ Lutheran Church	Compton	CA	90220-4670	2016	56	0	0	35
05082	All Saints Evangelical Lutheran Church	Sun Valley	CA	91352-4218	2022	47	2	21	33
30054	Emmanuel Lutheran Church	Santa Paula	CA	93060-2615	2024	51	1	25	32
13867	Lutheran Church Of The Good Shepherd	Los Angeles	CA	90042-2733	2023	39	0	18	31
05086	St Andrew Lutheran Church	Van Nuys	CA	91406-4113	2024	200	0	25	30
13830	Hope Lutheran Church	Los Angeles	CA	90038-3441	2024	80	7	33	30
13913	Lutheran Church of Our Redeemer	Oxnard	CA	93030-4503	2024	45	336	19	30

## Baptized Members, Average Attendance (online and on-site), and Active Participants

### 2B - Southwest California

CongID	Congregation Name	City	State	ZIP	Data Year	Baptized Members	Average Online Attendance	Average On-site Attendance	Active Participants
14016	Christ The King Lutheran Church	Torrance	CA	90504-5229	2024	54	0	23	30
05026	Village Lutheran Church	Los Angeles	CA	90049-3037	2024	118	14	15	29
05067	Peace Lutheran Church	Lompoc	CA	93436-6518	2022	51	4	23	27
05015	Angelica Lutheran Church	Los Angeles	CA	90006-5406	2024	6	3	24	25
30361	Light Of Christ Lutheran Church	Los Angeles	CA	90027-4207	2004	30	0	0	25
05013	Hollywood Lutheran Church	Los Angeles	CA	90027-4207	2022	22	0	16	22
05101	Christ Lutheran Church	Downey	CA	90240-3726	2022	29	0	15	20
13980	Trinity Lutheran Church	San Gabriel	CA	91775-1044	2022	25	1	14	20
07565	Lutheran Oriental Church	Torrance	CA	90504-1515	2024	128	0	19	18
05066	Lutheran Church Of The Master	Lancaster	CA	93535-3800	2024	24	0	12	16
05111	Trinity Evangelical Lutheran Church	Long Beach	CA	90813-4501	2024	40	0	17	16
05072	Our Saviour Lutheran Church	Oxnard	CA	93033-5009	2024	22	2	15	15
13861	Resurrection Lutheran Church	Long Beach	CA	90807-3038	2021	26	4	12	13
05070	Prince of Peace Lutheran Church	Northridge	CA	91325-2517	2024	59	0	18	12
13883	Hope Lutheran Church	Alta Loma	CA	91701-1049	2013	20	0	0	12
13866	Community Lutheran Church	Los Angeles	CA	90059-3518	2024	28	0	10	11
13868	Messiah Lutheran Church	Los Angeles	CA	90044-2237	2023	22	20	12	10
13907	Holy Cross Lutheran Church	Ojai	CA	93023-3129	2024	4	0	4	4
31047	Another Level								

# Baptisms by Congregation

# Baptisms

## 2B - Southwest California

CongID	Congregation Name	City	State	ZIP	Data Year	Baptisms
05109	St Luke Lutheran Church	Long Beach	CA	90808-3646	2024	55
13887	Christ Lutheran Church	Monterey Park	CA	91754-1201	2024	46
30835	Glory Lutheran Church	Torrance	CA	90503-6005	2024	34
05026	Village Lutheran Church	Los Angeles	CA	90049-3037	2024	30
14014	Ascension Lutheran Church	Thousand Oaks	CA	91362-2612	2024	26
07212	Faith Lutheran Church	Monterey Park	CA	91754-2813	2010	23
13757	Lutheran Church of the Cross	Arcadia	CA	91007-6918	2012	18
05098	Grace Lutheran Church	Bell	CA	90201-2508	2023	15
14017	First Lutheran Church	Torrance	CA	90503-6005	2024	11
14035	Christ Lutheran Church	West Covina	CA	91791-2110	2024	11
05091	Mount Cross Lutheran Church	Camarillo	CA	93010-1717	2024	9
30341	Iglesia Luterana Fe Y Esperanza	South Gate	CA	90280-8254	2023	9
30577	Agape Lutheran Church	El Monte	CA	91731-2361	2012	8
13825	Trinity Lutheran Church	Hawthorne	CA	90250-5148	2024	7
13898	St Mark Lutheran Church	Hacienda Heights	CA	91745-4414	2024	7
13818	Salem Lutheran Church	Glendale	CA	91202-1959	2021	6
05220	Bethlehem Lutheran Church	Temple City	CA	91780-2857	2005	6
05069	St Matthew Lutheran Church	North Hollywood	CA	91602-1210	2024	5
05086	St Andrew Lutheran Church	Van Nuys	CA	91406-4113	2024	5
13940	Lutheran Church Of The Resurrection	Redondo Beach	CA	90277-6304	2024	5
05027	Trinity Lutheran Church	Manhattan Beach	CA	90266-6067	2024	4
05028	St Paul's Evangelical Lutheran Church	Santa Monica	CA	90403-2807	2024	4
05210	Trinity Lutheran Church	Pasadena	CA	91106-1447	2024	4

# Baptisms

## 2B - Southwest California

CongID	Congregation Name	City	State	ZIP	Data Year	Baptisms
30598	Iglesia Luterana Pueblo de Dios	East Rancho Dominguez	CA	90221-2146	2024	4
05080	Bethania Evangelical Lutheran Church	Solvang	CA	93463-2603	2023	4
05101	Christ Lutheran Church	Downey	CA	90240-3726	2022	4
05068	Calvary Lutheran Church	Morro Bay	CA	93442-2530	2024	3
05117	Good Shepherd Lutheran Church	San Pedro	CA	90732-4417	2024	3
13771	Shepherd of the Valley Lutheran Church	West Hills	CA	91307-3107	2024	3
13822	Bethlehem Lutheran Church	Granada Hills	CA	91344-1703	2024	3
13862	Our Saviour Lutheran Church	Long Beach	CA	90814-2267	2024	3
14038	Lutheran Church of The Master	Los Angeles	CA	90025-4537	2024	3
13873	Westchester Lutheran Church	Los Angeles	CA	90045-2916	2023	3
30384	St John Lutheran Church	Cerritos	CA	90703-6048	2020	3
13762	Redeemer Lutheran Church	Bakersfield	CA	93389-3132	2009	3
05024	St Mark Lutheran Church	Los Angeles	CA	90007-3946	2024	2
05074	St Stephen Lutheran Church	Palmdale	CA	93550-5411	2024	2
05084	Holy Trinity Lutheran Church	Thousand Oaks	CA	91360-2939	2024	2
13837	Olivet Lutheran Church	Hawthorne	CA	90250-1953	2024	2
13894	Emmanuel Lutheran Church	North Hollywood	CA	91606-3323	2024	2
13922	Hill Avenue Grace Lutheran Church	Pasadena	CA	91106-1904	2024	2
13997	Shepherd Of The Valley Lutheran Church	Simi Valley	CA	93063-2347	2024	2
16123	First Lutheran Church	Carson	CA	90746-3176	2024	2
30021	Emmanuel Lutheran Church	Bakersfield	CA	93305-3741	2024	2
13995	Mount Olive Lutheran Church	Santa Monica	CA	90405-4719	2023	2
07612	Rock Of The Foothills Lutheran Church	La Verne	CA	91750-2401	2022	2

# Baptisms

## 2B - Southwest California

CongID	Congregation Name	City	State	ZIP	Data Year	Baptisms
13789	Grace Lutheran Church	Covina	CA	91722-1416	2022	2
13985	Mount Carmel Lutheran Church	San Luis Obispo	CA	93405-2005	2021	2
14009	Church of the Foothills	Sylmar	CA	91342-2049	2021	2
30361	Light Of Christ Lutheran Church	Los Angeles	CA	90027-4207	2004	2
05010	St John Lutheran Church	Gardena	CA	90249-3144	2024	1
05012	St Matthew's Lutheran Church	Glendale	CA	91201-1616	2024	1
05014	Holy Trinity Lutheran Church	Inglewood	CA	90305-2908	2024	1
05015	Angelica Lutheran Church	Los Angeles	CA	90006-5406	2024	1
05078	Gloria Dei Lutheran Church	Santa Maria	CA	93455-3708	2024	1
13767	American Lutheran Church	Burbank	CA	91505-2951	2024	1
13992	Trinity Lutheran Church	Santa Barbara	CA	93110-1233	2024	1
05016	Bethel Lutheran Church	Los Angeles	CA	90036-4710	2023	1
13867	Lutheran Church Of The Good Shepherd	Los Angeles	CA	90042-2733	2023	1
13836	First Lutheran Church	Inglewood	CA	90301-1025	2022	1
13884	St Pauls Lutheran Church	Monrovia	CA	91016-3325	2012	1
05011	First Lutheran Church	Glendale	CA	91205-1406	2008	1
05029	St Paul's Lutheran Church	Rancho Palos Verdes	CA	90275-5390	2024	0
05064	Faith Lutheran Church	Canoga Park	CA	91309-1147	2024	0
05065	Mount Olive Lutheran Church	La Crescenta	CA	91214-1850	2024	0
05066	Lutheran Church Of The Master	Lancaster	CA	93535-3800	2024	0
05070	Prince of Peace Lutheran Church	Northridge	CA	91325-2517	2024	0
05072	Our Saviour Lutheran Church	Oxnard	CA	93033-5009	2024	0
05083	Bethel Lutheran Church	Templeton	CA	93465-9550	2024	0

# Baptisms

## 2B - Southwest California

CongID	Congregation Name	City	State	ZIP	Data Year	Baptisms
05107	Gloria Dei Lutheran Church	Long Beach	CA	90803-5044	2024	0
05111	Trinity Evangelical Lutheran Church	Long Beach	CA	90813-4501	2024	0
05197	Christ The Shepherd Lutheran Church	Altadena	CA	91001-4750	2024	0
05205	Lutheran Church In The Foothills	La Canada Flintridge	CA	91011-2921	2024	0
07354	New Hope Lutheran Church	Agoura Hills	CA	91301-2521	2024	0
07565	Lutheran Oriental Church	Torrance	CA	90504-1515	2024	0
13790	Prince Of Peace Lutheran Church	Covina	CA	91724-1501	2024	0
13801	Bethel Lutheran Church	Encino	CA	91316-3437	2024	0
13820	Christ Lutheran Church	Goleta	CA	93117-1514	2024	0
13830	Hope Lutheran Church	Los Angeles	CA	90038-3441	2024	0
13835	Chapel Of Peace Lutheran Church	Inglewood	CA	90302-1505	2024	0
13847	St Timothy Lutheran Church	Lakewood	CA	90713-2555	2024	0
13860	Christ Lutheran Church	Long Beach	CA	90815-3419	2024	0
13866	Community Lutheran Church	Los Angeles	CA	90059-3518	2024	0
13871	St Andrew's Lutheran Church	Los Angeles	CA	90064-3827	2024	0
13907	Holy Cross Lutheran Church	Ojai	CA	93023-3129	2024	0
13913	Lutheran Church of Our Redeemer	Oxnard	CA	93030-4503	2024	0
14016	Christ The King Lutheran Church	Torrance	CA	90504-5229	2024	0
14028	Central Lutheran Church	Van Nuys	CA	91401-1926	2024	0
14029	Trinity Lutheran Church	Ventura	CA	93003-1810	2024	0
30054	Emmanuel Lutheran Church	Santa Paula	CA	93060-2615	2024	0
30122	The Church Of Hope ELCA	Canyon Country	CA	91351-1637	2024	0
30281	Hope Lutheran Church	Atascadero	CA	93422-4927	2024	0

# Baptisms

## 2B - Southwest California

CongID	Congregation Name	City	State	ZIP	Data Year	Baptisms
30767	Eagle Rock Lutheran Church	Los Angeles	CA	90041-0647	2024	0
05009	Grace Evangelical Lutheran Church	Culver City	CA	90230-4118	2023	0
05087	St Luke Lutheran Church	Woodland Hills	CA	91364-2029	2023	0
13765	Holy Redeemer Lutheran Church	Bellflower	CA	90706-3116	2023	0
13865	Ascension Lutheran Church	Los Angeles	CA	90043-3023	2023	0
13868	Messiah Lutheran Church	Los Angeles	CA	90044-2237	2023	0
13872	Solheim Lutheran Church	Los Angeles	CA	90041-1915	2023	0
05013	Hollywood Lutheran Church	Los Angeles	CA	90027-4207	2022	0
05067	Peace Lutheran Church	Lompoc	CA	93436-6518	2022	0
05082	All Saints Evangelical Lutheran Church	Sun Valley	CA	91352-4218	2022	0
05207	St Pauls Lutheran Church	Monterey Park	CA	91754-6617	2022	0
13980	Trinity Lutheran Church	San Gabriel	CA	91775-1044	2022	0
13861	Resurrection Lutheran Church	Long Beach	CA	90807-3038	2021	0
13891	King Of Glory Lutheran Church	Newbury Park	CA	91320-3806	2020	0
13783	Christ Lutheran Church	Compton	CA	90220-4670	2016	0
13883	Hope Lutheran Church	Alta Loma	CA	91701-1049	2013	0
31047	Another Level					0

# Congregation Reports

**Evangelical Lutheran Church in America  
Name and Address Summary Report as of December 31, 2024**

**2B Southwest California Synod, ELCA**

Cong ID	Congregation Name	Lang Codes	Location Address	City, State	Ministers	Year Orgn	Bapt Mbrs	Conf Mbrs	Avg Atnd On-site	Avg Atnd Online
<b>Conference: 01 Central Coast</b>										
30281	Hope	EN	8005 San Gabriel Rd	Atascadero, CA	Aaron T. Smith	1995	110	103	56	38
05067 *	Peace	EN	1000 W Ocean Ave	Lompoc, CA		1961	51	44	23	4
05068	Calvary	EN	480 Monterey Ave	Morro Bay, CA		1954	71	65	42	15
13985 *	Mount Carmel	EN	1701 Fredericks St	San Luis Obispo, CA	Laura L. O'Brien	1956	199	163	49	34
05078	Gloria Dei	EN	4380 Orcutt Rd	Santa Maria, CA	Gregory J. Kintzi	1960	255	255	55	0
05080 *	Bethania Evangelical	EN	603 Atterdag Rd	Solvang, CA	Christopher D. Brown	1912	440	398	80	69
05083	Bethel	EN	295 Old County Rd	Templeton, CA	Diana S. Edis	1887	202	173	55	0
<b>Conference Totals:</b>							<b>1,328</b>	<b>1,201</b>	<b>360</b>	<b>160</b>
<b>Conference: 02 Tehachapi</b>										
30021	Emmanuel	EN	1900 Baker St	Bakersfield, CA	Dawn M. Wilder	1987	98	78	26	0
13762 *	Redeemer	EN	2525 Belle Ter	Bakersfield, CA	Jon R. Christenson	1948	248	193	--	--
05066	Lutheran Church Of The Master	EN	725 E Avenue J	Lancaster, CA		1956	24	24	12	0
13883 *	Hope	EN	15872 K St	Mojave, CA		1964	20	15	--	--
05074	St Stephen	EN	1737 E Avenue R	Palmdale, CA		1954	113	113	53	5
<b>Conference Totals:</b>							<b>503</b>	<b>423</b>	<b>91</b>	<b>5</b>
<b>Conference: 03 Channel Islands</b>										
07354	New Hope	EN	29295 Agoura Rd	Agoura Hills, CA	Steven W. Simpson Lynn M. Bullock Natalie N. Larkin	1973	295	240	67	38
05091	Mount Cross	EN	102 Camino Esplendido	Camarillo, CA		1966	960	660	110	32
13820	Christ	EN	6595 Covington Way	Goleta, CA	Brooks Schramm	1964	73	66	35	8
13891 *	King Of Glory	EN	2500 Borchard Rd	Newbury Park, CA	Scott E. Bartlett	1964	56	56	0	56
13907	Holy Cross	EN	1212 Maricopa Hwy	Ojai, CA		1963	4	4	4	0
13913	Lutheran Church of Our Redeemer	EN	721 Doris Ave	Oxnard, CA		1948	45	44	19	336
05072	Our Saviour	EN SP	905 Redwood St	Oxnard, CA		1961	22	22	15	2
13992	Trinity	EN SP	909 N La Cumbre Rd	Santa Barbara, CA	Mark A. Marius	1902	171	152	63	25
30054	Emmanuel	EN	117 N 7th St	Santa Paula, CA		1990	51	32	25	1
13997	Shepherd Of The Valley	EN	4191 Cochran St	Simi Valley, CA	Amanda K. Berg	1962	234	234	72	26
14014	Ascension	EN	1600 E Hillcrest Dr	Thousand Oaks, CA	Timothy C. Delkeskamp Steven R. Herder	1948	1,288	1,021	342	163
05084	Holy Trinity	EN	1 W Avenida De Los Arboles	Thousand Oaks, CA	Erik E. Goehner Emily M. Ebert	1960	884	414	128	139
14029	Trinity	EN	196 N Ashwood Ave	Ventura, CA	Todd J. Iverson Erin M. Martinson	1937	843	740	135	47
<b>Conference Totals:</b>							<b>4,926</b>	<b>3,685</b>	<b>1,015</b>	<b>873</b>

Code Key:

\* = 2024 data not available as of report run date

**Evangelical Lutheran Church in America**  
**Name and Address Summary Report as of December 31, 2024**

**2B Southwest California Synod, ELCA**

Cong ID	Congregation Name	Lang Codes	Location Address	City, State	Ministers	Year Orgn	Bapt Mbrs	Conf Mbrs	Avg Atnd On-site	Avg Atnd Online
<b>Conference: 04 Twin Valleys</b>										
13767	American	EN	755 N Whitnall Hwy	Burbank, CA		1941	103	93	32	8
05064	Faith	EN SP	7500 De Soto Ave	Canoga Park, CA	Cesar A. Arroyo	1955	192	149	68	25
30122	The Church Of Hope ELCA	EN	17866 Sierra Hwy	Canyon Country, CA	Joshua N. McGuffie	1993	55	49	27	5
13801	Bethel	EN	4963 Balboa Blvd	Encino, CA	Kenneth L. Davis	1951	32	32	25	12
13822	Bethlehem	EN	12227 Balboa Blvd	Granada Hills, CA	Megan E. Fryling	1965	239	206	69	15
13894	Emmanuel	EN	6020 Radford Ave	North Hollywood, CA		1945	262	219	94	60
05069	St Matthew	EN SI	11031 Camarillo St	North Hollywood, CA	Julie E. McCain	1931	78	75	40	10
05070	Prince of Peace	EN	9440 Balboa Blvd	Northridge, CA		1957	59	40	18	0
05082 *	All Saints Evangelical	EN	8040 Glenoaks Blvd	Sun Valley, CA		1946	47	47	21	2
14009 *	Church of the Foothills	EN SP	13425 Glenoaks Blvd	Sylmar, CA		1965	40	40	15	25
14028	Central	EN SP	6425 Tyrone Ave	Van Nuys, CA	Marsha E. Harris	1929	21	21	20	12
05086	St Andrew	EN	15520 Sherman Way	Van Nuys, CA		1950	200	200	25	0
13771	Shepherd of the Valley	EN	23838 Kittridge St	West Hills, CA	Roderick E. Hines	1964	215	170	64	27
05087 *	St Luke	EN	5312 Comercio Way	Woodland Hills, CA	Janet L. Hansted	1948	193	109	47	15
<b>Conference Totals:</b>							<b>1,736</b>	<b>1,450</b>	<b>565</b>	<b>216</b>

Code Key:

\* = 2024 data not available as of report run date

**Evangelical Lutheran Church in America  
Name and Address Summary Report as of December 31, 2024**

**2B Southwest California Synod, ELCA**

Cong ID	Congregation Name	Lang Codes	Location Address	City, State	Ministers	Year Orgn	Bapt Mbrs	Conf Mbrs	Avg Atnd On-site	Avg Atnd Online
<b>Conference: 05 Foothill</b>										
05197	Christ The Shepherd	EN SP	185 W Altadena Dr	Altadena, CA		1944	52	47	25	0
13757 *	Lutheran Church of the Cross	EN MA	66 W Duarte Rd	Arcadia, CA		1938	117	96	--	--
30577 *	Agape	MA	10180 Valley Blvd	El Monte, CA		2003	49	49	--	--
05011 *	First	EN	1300 E Colorado St	Glendale, CA		1912	147	86	--	--
13818 *	Salem	EN	1211 N Brand Blvd	Glendale, CA	Amie K. Odahl Elizabeth Denton	1925	360	336	30	60
05012	St Matthew's	EN TA	1920 W Glenoaks Blvd	Glendale, CA	Keith G. Banwart Marcos M. Panahon	1947	123	100	68	19
05205	Lutheran Church In The Foothills	EN	1700 Foothill Blvd	La Canada Flintridge, CA	Richard E. Hall	1948	142	128	37	32
05065	Mount Olive	EN	3561 Foothill Blvd	La Crescenta, CA	Timothy P. Singleton	1937	350	239	38	0
30767	Eagle Rock	EN	5032 N North Maywood Ave	Los Angeles, CA		1925	42	35	35	10
13867 *	Lutheran Church Of The Good Shepherd	EN	6338 N Figueroa St	Los Angeles, CA	Jennifer E. Burgos	1932	39	37	18	0
13872 *	Solheim	EN	2236 Merton Ave	Los Angeles, CA		1954	54	40	40	0
13884 *	St Pauls	EN	911 S Magnolia Ave	Monrovia, CA	James W. Thompson	1946	49	43	--	--
13922	Hill Avenue Grace	EN	73 N Hill Ave	Pasadena, CA	Garry F. Mohr	1919	210	181	44	92
05210	Trinity	EN	997 E Walnut St	Pasadena, CA	Sharon M. Richter	1903	124	87	62	31
13980 *	Trinity	EN MA	6868 N San Gabriel Blvd	San Gabriel, CA		1945	25	25	14	1
<b>Conference Totals:</b>							<b>1,883</b>	<b>1,529</b>	<b>411</b>	<b>245</b>
<b>Conference: 06 San Gabriel Valley</b>										
13789 *	Grace	EN	17880 E Covina Blvd	Covina, CA	Steven P. Otte	1956	130	125	33	5
13790	Prince Of Peace	EN	1359 E Covina Blvd	Covina, CA	Erik M. Rude	1960	77	77	37	20
13898	St Mark	EN	2323 Las Lomitas Dr	Hacienda Heights, CA	James R. Mericle	1962	184	153	100	40
07612 *	Rock Of The Foothills	EN	4630 Wheeler Ave	La Verne, CA	Eric O. Strom	1976	124	124	92	7
13887	Christ	MA EN	417 N Garfield Ave	Monterey Park, CA		1939	100	54	50	50
07212 *	Faith	MA	115 W Newmark Ave	Monterey Park, CA		1968	101	87	--	--
05207 *	St Pauls	EN	2009 S Garfield Ave	Monterey Park, CA		1914	27	23	20	0
05220 *	Bethlehem	MA EN	5319 Halifax Rd	Temple City, CA	Frank H. Wang	1947	159	154	--	--
14035	Christ	EN MA	311 S Citrus St	West Covina, CA	Misael Fajardo-Perez	1954	238	1	85	20
<b>Conference Totals:</b>							<b>1,140</b>	<b>798</b>	<b>417</b>	<b>142</b>

Code Key:

\* = 2024 data not available as of report run date

**Evangelical Lutheran Church in America  
Name and Address Summary Report as of December 31, 2024**

**2B Southwest California Synod, ELCA**

Cong ID	Congregation Name	Lang Codes	Location Address	City, State	Ministers	Year Orgn	Bapt Mbrs	Conf Mbrs	Avg Atnd On-site	Avg Atnd Online
<b>Conference: 07 LA Metro</b>										
05009	* Grace Evangelical	EN	4427 Overland Ave	Culver City, CA	James S. Maines	1945	300	300	45	60
13835	Chapel Of Peace	EN	1009 N Market St	Inglewood, CA		1941	94	84	15	10
13836	* First	EN SP	600 W Queen St	Inglewood, CA		1925	118	58	33	0
05014	Holy Trinity	EN	9300 Crenshaw Blvd	Inglewood, CA		1941	169	169	60	40
05015	Angelica	SP	1345 S Burlington Ave	Los Angeles, CA	Cesar B. Gogorza	1888	6	1	24	3
13865	* Ascension	EN	5820 West Blvd	Los Angeles, CA		1942	66	66	60	11
05016	* Bethel	EN	5750 W Olympic Blvd	Los Angeles, CA		1924	128	55	18	12
13866	Community	EN	650 E 135th St	Los Angeles, CA		1948	28	28	10	0
05013	* Hollywood	EN	1733 N New Hampshire Ave	Los Angeles, CA		1921	22	22	16	0
13830	Hope	EN	6720 Melrose Ave	Los Angeles, CA	Andrew C. Stever	1942	80	80	33	7
30361	* Light Of Christ	KO	1733 N New Hampshire Ave	Los Angeles, CA		2000	30	30	--	--
14038	Lutheran Church of The Master	EN	10931 Santa Monica Blvd	Los Angeles, CA		1940	132	132	27	10
13868	* Messiah	EN	1201 W Manchester Ave	Los Angeles, CA		1925	22	22	12	20
13871	St Andrew's	EN SP	11555 National Blvd	Los Angeles, CA	Caleb J. Crainer	1950	47	25	25	2
05024	St Mark	EN	3651 S Vermont Ave	Los Angeles, CA	Matthew C. Keadle	1904	101	70	45	6
05026	Village	EN	343 S Church Ln	Los Angeles, CA		1927	118	29	15	14
13873	* Westchester	EN	7831 S Sepulveda Blvd	Los Angeles, CA	Lawrence D. Becker	1944	271	265	58	125
13995	* Mount Olive	EN	1343 Ocean Park Blvd	Santa Monica, CA	Christine C. Webb	1942	223	178	69	70
05028	St Paul's Evangelical	EN SP FI	958 Lincoln Blvd	Santa Monica, CA	James E. Boline	1926	256	238	66	45
<b>Conference Totals:</b>							<b>2,211</b>	<b>1,852</b>	<b>631</b>	<b>435</b>

Code Key:

\* = 2024 data not available as of report run date

**Evangelical Lutheran Church in America  
Name and Address Summary Report as of December 31, 2024**

**2B Southwest California Synod, ELCA**

Cong ID	Congregation Name	Lang Codes	Location Address	City, State	Ministers	Year Orgn	Bapt Mbrs	Conf Mbrs	Avg Atnd On-site	Avg Atnd Online
<b>Conference: 08 South Bay</b>										
16123	First	EN	19707 Central Ave	Carson, CA		1978	223	11	70	52
13783	* Christ	EN	530 W Alondra Blvd	Compton, CA		1950	56	32	--	--
30598	C Iglesia Luterana Pueblo de Dios	SP EN	804 E Rosecrans Ave	East Rancho Dominguez, CA	Samuel D. Nieva				128	645
05010	St John	EN SP	14517 Crenshaw Blvd	Gardena, CA	Carlos A. Cortez	1925	60	47	40	0
13837	Olivet	EN	2506 W Imperial Hwy	Hawthorne, CA	Tyrone Partee Johnel R. Barron	1909	51	51	47	0
13825	Trinity	EN	4783 W 130th St	Hawthorne, CA		1945	460	309	67	25
31047	* C Another Level	EN	5820 West Blvd	Los Angeles, CA					--	--
05027	Trinity	EN	1340 11th St	Manhattan Beach, CA	Douglas D. Barclay	1949	153	136	59	11
05029	St Paul's	ES	31290 Palos Verdes Dr W	Rancho Palos Verdes, CA	David J. Palma-Ruwe	1965	111	109	39	11
13940	Lutheran Church Of The Resurrection	EN	330 Palos Verdes Blvd	Redondo Beach, CA	Kenneth R. Johnson	1951	189	138	87	10
05117	Good Shepherd	EN	1350 W 25th St	San Pedro, CA	Daniel W. Gibson	1955	114	92	30	0
14016	Christ The King	EN	2706 W 182nd St	Torrance, CA	David P. Webb	1956	54	47	23	0
14017	First	EN	2900 W Carson St	Torrance, CA	William L. Hurst	1926	789	1	212	225
30835	Glory	MA	2900 W Carson St	Torrance, CA	Newman Chusheng Chiu		113	72	50	10
07565	Lutheran Oriental Church	EN	2654 W 164th St	Torrance, CA		1977	128	118	19	0
<b>Conference Totals:</b>							<b>2,501</b>	<b>1,163</b>	<b>871</b>	<b>989</b>
<b>Conference: 09 Greater Long Beach</b>										
05098	* Grace	SP EN	6714 Pine Ave	Bell, CA	Maria E. Montalvo	1922	126	10	52	65
13765	* Holy Redeemer	EN	14515 Blaine Ave	Bellflower, CA	Tracy M. Williams	1941	41	41	6	7
30384	* St John	EN	18422 Bloomfield Ave	Cerritos, CA	Carl F. Bernal	1950	57	49	25	130
05101	* Christ	EN	7707 Florence Ave	Downey, CA	Nancy H. Hamm	1953	29	29	15	0
13847	St Timothy	EN	4645 Woodruff Ave	Lakewood, CA		1952	149	125	40	35
13860	Christ	EN	6500 E Stearns St	Long Beach, CA	Nicole L. Fielder	1956	404	307	52	114
05107	Gloria Dei	EN	5872 E Naples Plz	Long Beach, CA	Ruth E. Sievert	1952	62	56	27	0
13862	Our Saviour	EN	370 Junipero Ave	Long Beach, CA	Scott C. Fritz	1920	348	290	55	25
13861	* Resurrection	EN	1900 E Carson St	Long Beach, CA		1941	26	26	12	4
05109	St Luke	EN	5633 E Wardlow Rd	Long Beach, CA		1947	147	115	38	6
05111	Trinity Evangelical	EN	759 Linden Ave	Long Beach, CA		1907	40	39	17	0
30341	* Iglesia Luterana Fe Y Esperanza	SP EN	13431 Paramount Blvd	South Gate, CA	Marta L. Moscoso	2001	197	2	40	0
<b>Conference Totals:</b>							<b>1,626</b>	<b>1,089</b>	<b>379</b>	<b>386</b>
<b>Synod Totals:</b>							<b>17,854</b>	<b>13,190</b>	<b>4,740</b>	<b>3,451</b>

Code Key:

\* = 2024 data not available as of report run date

Evangelical Lutheran Church in America  
 Name and Address Summary Report as of December 31, 2024

Language Codes:

Amharic [AM]	Cherokee [CK]	Finnish [FI]	Inupiat [IP]	Maban [MB]	Portuguese [PR]	Taiwanese [TI]
Anyuak [AN]	Creole [CL]	French [FR]	Japanese [JA]	Mandarin [MA]	Sign [SI]	Tamil [TM]
Arabic [AB]	Czech [CZ]	German [GE]	Kiswahil [KI]	Navajo [NV]	Slovak [SL]	Telugu [TE]
Batak [BA]	Danish [DA]	Haitian [HA]	Korean [KO]	Norwegian [NO]	Spanish [SP]	Thai [TH]
Burmese [BU]	Dinka [DI]	Hmong [HM]	Lakotah [LK]	Nuer [NU]	Swahili [SA]	Tigrinya [TG]
Cambodian [CA]	English [EN]	Hungarian [HG]	Lao [LS]	Oromo [OR]	Swedish [SW]	Ukrainian [UK]
Cantonese [CH]	Estonian [ES]	Indonesian [ID]	Latvian [LA]	Paiute [PT]	Tagalog [TA]	Urdu [UR]
						Vietnamese [VI]

**Evangelical Lutheran Church in America**  
**Form A - Congregation Finances as of December 31, 2024**

2B Southwest California Synod, ELCA

Cong ID	Congregation Name and City	Regular Giving	Total Receipts	Total Assets	Total Indebtedness	Current Operating Expenses	Mission Support	Non-Mission Support	Total Disbursements
<b>Conference: 01 Central Coast</b>									
30281	Hope, Atascadero	264,737	277,215	1,267,897	117,143	232,929	10,800	10,398	280,440
05067 *	Peace, Lompoc	68,427	160,798	2,000,000	0	109,000	2,800	3,800	115,600
05068	Calvary, Morro Bay	85,619	140,665	534,812	0	110,763	2,000	1,824	114,587
13985 *	Mount Carmel, San Luis Obispo	306,847	407,696	4,189,292	0	283,818	16,388	5,752	315,738
05078	Gloria Dei, Santa Maria	162,889	242,086	3,084,396	0	219,117	16,129	9,035	305,048
05080 *	Bethania Evangelical, Solvang	204,864	299,361	3,931,744	0	325,485	9,079	5,000	339,564
05083	Bethel, Templeton	157,460	222,858	785,788	147,737	190,819	0	6,080	201,137
	<b>Conference Totals</b>	<b>\$1,250,843</b>	<b>\$1,750,679</b>	<b>\$15,793,929</b>	<b>\$264,880</b>	<b>\$1,471,931</b>	<b>\$57,196</b>	<b>\$41,889</b>	<b>\$1,672,114</b>
<b>Conference: 02 Tehachapi</b>									
30021	Emmanuel, Bakersfield	125,080	171,568	1,201,598	0	139,498	7,625	375	147,498
13762 *	Redeemer, Bakersfield	106,292	170,648	1,266,000	0	158,880	7,343	1,092	168,486
05066	Lutheran Church Of The Master, Lancaster	45,374	140,216	3,362,272	12,206	105,053	4,004	5,701	133,429
13883 *	Hope, Mojave	15,571	25,491	64,956	0	12,567	0	11,652	24,219
05074	St Stephen, Palmdale	191,581	272,546	2,212,593	169,202	225,570	15,509	4,286	275,339
	<b>Conference Totals</b>	<b>\$483,898</b>	<b>\$780,469</b>	<b>\$8,107,419</b>	<b>\$181,408</b>	<b>\$641,568</b>	<b>\$34,481</b>	<b>\$23,106</b>	<b>\$748,971</b>
<b>Conference: 03 Channel Islands</b>									
07354	New Hope, Agoura Hills	341,217	397,762	4,046,732	224,077	332,884	21,504	1,447	389,736
05091	Mount Cross, Camarillo	421,115	725,235	5,492,865	191,248	509,203	27,971	30,764	656,635
13820	Christ, Goleta	121,623	248,932	3,265,917	0	226,000	7,200	12,184	245,384
13891 *	King Of Glory, Newbury Park	80,869	135,057	1,662,166	204,000	45,423	905	301	56,562
13907	Holy Cross, Ojai	15,600	15,600	0	0	19,270	0	61,752	81,022
13913	Lutheran Church of Our Redeemer, Oxnard	86,128	824,830	706,620	90,674	868,909	4,187	5,200	885,381
05072	Our Saviour, Oxnard	39,915	76,755	2,638,160	56,482	68,629	1,517	510	83,305
13992	Trinity, Santa Barbara	286,620	454,603	5,441,616	0	478,423	11,000	21,200	535,623
30054	Emmanuel, Santa Paula	63,900	174,087	28,199	43,727	147,220	7,674	5,461	177,131
13997	Shepherd Of The Valley, Simi Valley	290,075	523,718	6,140,822	21,671	322,923	19,000	18,653	394,156
14014	Ascension, Thousand Oaks	1,383,203	2,157,151	11,743,975	4,442,724	2,419,443	47,000	190,200	3,166,988
05084	Holy Trinity, Thousand Oaks	519,634	648,634	1,066,944	0	660,298	46,220	18,000	734,918
14029	Trinity, Ventura	530,635	583,076	8,878,307	0	570,110	20,000	36,100	626,210
	<b>Conference Totals</b>	<b>\$4,180,534</b>	<b>\$6,965,440</b>	<b>\$51,112,323</b>	<b>\$5,274,603</b>	<b>\$6,668,735</b>	<b>\$214,178</b>	<b>\$401,772</b>	<b>\$8,033,051</b>
<b>Conference: 04 Twin Valleys</b>									
13767	American, Burbank	56,485	215,187	7,181,881	155,015	239,771	1,200	1,121	256,795
05064	Faith, Canoga Park	8,000	232,506	9,390,000	0	298,224	800	0	299,024

2B Southwest California Synod, ELCA

Cong ID	Congregation Name and City	Regular Giving	Total Receipts	Total Assets	Total Indebtedness	Current Operating Expenses	Mission Support	Non-Mission Support	Total Disbursements
30122	The Church Of Hope ELCA, Canyon Country	68,640	193,140	129,708	0	220,267	950	0	221,217
13801	Bethel, Encino	39,111	231,470	5,000,000	0	468,944	18,076	113,627	602,227
13822	Bethlehem, Granada Hills	237,554	1,880,542	8,258,920	0	1,837,462	12,500	1,665	2,081,741
13894	Emmanuel, North Hollywood	153,067	7,659,787	6,567,159	1,954,361	6,814,584	14,323	2,166	7,064,497
05069	St Matthew, North Hollywood	205,745	300,785	6,055,000	0	267,727	4,000	1,150	281,400
05070	Prince of Peace, Northridge	26,411	149,495	0	0	117,134	1,593	332	188,524
05082*	All Saints Evangelical, Sun Valley	95,385	123,594	466,473	0	152,826	10,008	1,879	168,220
14009*	Church of the Foothills, Sylmar	66,586	75,680	76,936	0	73,785	1,595	0	75,380
14028	Central, Van Nuys	16,710	292,384	825,100	317,272	333,140	770	889	582,266
05086	St Andrew, Van Nuys	56,523	157,257	0	24,118	154,615	2,800	0	157,415
13771	Shepherd of the Valley, West Hills	189,815	542,082	1,972,639	234,413	382,471	18,982	2,798	558,824
05087*	St Luke, Woodland Hills	213,134	261,585	3,911,070	0	175,683	21,337	7,659	204,679
	<b>Conference Totals</b>	<b>\$1,433,166</b>	<b>\$12,315,494</b>	<b>\$49,834,886</b>	<b>\$2,685,179</b>	<b>\$11,536,633</b>	<b>\$108,934</b>	<b>\$133,286</b>	<b>\$12,742,209</b>

**Conference: 05 Foothill**

05197	Christ The Shepherd, Altadena	93,850	135,761	3,035,590	0	112,234	4,500	975	131,585
13757*	Lutheran Church of the Cross, Arcadia	113,631	230,105	4,615,500	0	186,930	12,000	11,100	232,630
30577*	Agape, El Monte	26,621	26,621	0	0	21,644	0	0	21,644
05011*	First, Glendale	132,500	317,050	1,548,300	0	300,100	13,400	0	343,400
13818*	Salem, Glendale	586,312	1,359,969	4,987,543	2,135,243	907,664	20,140	26,496	1,106,717
05012	St Matthew's, Glendale	155,997	266,216	6,125,603	125,460	276,944	3,139	8,310	324,021
05205	Lutheran Church In The Foothills, La Canada Flintridge	193,142	281,556	6,946,857	0	315,307	17,444	7,870	357,488
05065	Mount Olive, La Crescenta	105,604	196,804	1,391,481	0	226,906	1,100	7,790	235,796
30767	Eagle Rock, Los Angeles	22,442	45,971	110,996	0	110,996	1,200	0	112,196
13867*	Lutheran Church Of The Good Shepherd, Los Angeles	26,225	522,650	5,708,085	0	594,900	1,800	500	597,200
13872*	Solheim, Los Angeles	14,559	38,222	2,142,936	0	9,528	2,654	7,381	19,563
13884*	St Pauls, Monrovia	19,055	105,029	3,974,515	0	100,308	2,585	555	103,448
13922	Hill Avenue Grace, Pasadena	213,725	404,117	1,592,002	19,258	271,469	10,000	42,592	381,132
05210	Trinity, Pasadena	115,480	225,276	8,303,070	0	229,780	7,500	0	259,255
13980*	Trinity, San Gabriel	28,225	112,823	1,126,924	240,462	149,657	1,400	0	158,666
	<b>Conference Totals</b>	<b>\$1,847,368</b>	<b>\$4,268,170</b>	<b>\$51,609,402</b>	<b>\$2,520,423</b>	<b>\$3,814,367</b>	<b>\$98,862</b>	<b>\$113,569</b>	<b>\$4,384,741</b>

**Conference: 06 San Gabriel Valley**

13789*	Grace, Covina	138,970	165,670	4,074,800	0	121,850	8,400	9,500	139,750
13790	Prince Of Peace, Covina	181,854	181,854	0	0	167,180	0	0	167,180
13898	St Mark, Hacienda Heights	219,066	332,742	11,749,866	0	214,690	13,074	16,639	277,467

2B Southwest California Synod, ELCA

Cong ID	Congregation Name and City	Regular Giving	Total Receipts	Total Assets	Total Indebtedness	Current Operating Expenses	Mission Support	Non-Mission Support	Total Disbursements
07612*	Rock Of The Foothills, La Verne	326,977	340,172	0	0	217,550	8,280	5,600	251,430
13887	Christ, Monterey Park	133,388	133,388	0	0	210,680	5,550	0	216,230
07212*	Faith, Monterey Park	29,459	112,599	400,000	0	180,000	0	0	180,000
05207*	St Pauls, Monterey Park	23,219	202,114	2,033,132	0	133,825	6,000	1,231	159,827
05220*	Bethlehem, Temple City	156,355	214,916	4,868,992	0	167,146	1,440	0	216,748
14035	Christ, West Covina	381,867	417,983	8,332,182	0	332,820	25,000	0	357,820
	<b>Conference Totals</b>	<b>\$1,591,155</b>	<b>\$2,101,438</b>	<b>\$31,458,972</b>	<b>\$0</b>	<b>\$1,745,741</b>	<b>\$67,744</b>	<b>\$32,970</b>	<b>\$1,966,452</b>

**Conference: 07 LA Metro**

05009*	Grace Evangelical, Culver City	245,327	245,327	0	0	435,315	0	0	435,315
13835	Chapel Of Peace, Inglewood	40,641	129,520	5,251,804	0	143,557	3,000	13,367	159,924
13836*	First, Inglewood	37,875	74,866	382,196	6,000	103,521	0	100	211,392
05014	Holy Trinity, Inglewood	220,000	247,000	6,603,000	27,000	245,000	1,200	0	262,280
05015	Angelica, Los Angeles	5,534	343,949	487	0	239,689	0	0	239,689
13865*	Ascension, Los Angeles	117,577	255,092	4,563,787	81,266	170,674	7,000	2,425	191,958
05016*	Bethel, Los Angeles	37,605	37,605	0	0	125,525	0	0	125,525
13866	Community, Los Angeles	33,011	76,411	1,207,000	0	64,150	3,000	400	73,778
05013*	Hollywood, Los Angeles	33,177	330,637	8,665,833	0	263,862	3,196	6,420	489,310
13830	Hope, Los Angeles	77,777	77,777	0	0	240,538	0	0	240,538
30361*	Light Of Christ, Los Angeles	31,276	31,576	780	0	29,489	1,010	0	30,799
14038	Lutheran Church of The Master, Los Angeles	70,279	134,037	2,279,734	436	264,746	13,200	6,909	295,178
13868*	Messiah, Los Angeles	10,200	86,378	79,960	0	124,584	500	485	133,394
13871	St Andrew's, Los Angeles	68,805	121,174	2,670,365	0	219,906	10,117	5,475	236,020
05024	St Mark, Los Angeles	92,505	266,135	2,795,044	0	246,827	4,200	1,200	252,227
05026	Village, Los Angeles	4,000	89,000	1,800,000	0	88,000	0	0	113,000
13873*	Westchester, Los Angeles	185,000	3,873,359	20,247,000	2,950,000	3,503,800	0	13,200	3,872,000
13995*	Mount Olive, Santa Monica	235,132	503,685	5,517,460	217,579	428,022	20,400	21,405	516,030
05028	St Paul's Evangelical, Santa Monica	293,405	1,089,097	3,059,465	398,287	505,177	29,340	16,965	1,186,898
	<b>Conference Totals</b>	<b>\$1,839,126</b>	<b>\$8,012,625</b>	<b>\$65,123,915</b>	<b>\$3,680,568</b>	<b>\$7,442,382</b>	<b>\$96,163</b>	<b>\$88,351</b>	<b>\$9,065,255</b>

**Conference: 08 South Bay**

16123	First, Carson	225,290	382,057	2,000,000	0	362,166	25,200	0	387,366
13783*	Christ, Compton	58,392	58,392	700,000	0	50,434	1,000	1,300	53,034
30598 C	Iglesia Luterana Pueblo de Dios, East Rancho Dominguez	49,844	94,204	0	0	90,697	2,000	0	92,697
05010	St John, Gardena	41,000	104,600	0	0	95,985	0	0	95,985
13837	Olivet, Hawthorne	103,198	103,198	0	0	367,988	24,500	24,500	416,988
13825	Trinity, Hawthorne	306,327	1,747,204	4,731,206	283,019	2,013,207	0	4,892	2,085,260

**Evangelical Lutheran Church in America**  
**Form A - Congregation Finances as of December 31, 2024**

2B Southwest California Synod, ELCA

Cong ID	Congregation Name and City	Regular Giving	Total Receipts	Total Assets	Total Indebtedness	Current Operating Expenses	Mission Support	Non-Mission Support	Total Disbursements
31047*C	Another Level, Los Angeles			0				0	0
05027	Trinity, Manhattan Beach	216,277	607,554	1,727,242	8,703	372,608	26,250	49,381	481,281
05029	St Paul's, Rancho Palos Verdes	289,023	557,230	3,260,739	0	332,519	11,500	39,375	430,600
13940	Lutheran Church Of The Resurrection, Redondo Beach	432,892	3,898,829	2,429,520	268,739	612,129	16,949	32,632	3,868,376
05117	Good Shepherd, San Pedro	61,654	62,454	0	0	193,094	0	0	193,094
14016	Christ The King, Torrance	39,920	197,786	4,602,567	0	245,410	0	31,000	710,736
14017	First, Torrance	610,000	610,000	0	0	620,000	0	0	620,000
30835	Glory, Torrance	203,200	215,200	134,567	0	210,543	10,000	0	220,543
07565	Lutheran Oriental Church, Torrance	12,556	15,928	258,963	0	9,742	1,325	1,364	14,431
	<b>Conference Totals</b>	<b>\$2,649,573</b>	<b>\$8,654,636</b>	<b>\$19,844,804</b>	<b>\$560,461</b>	<b>\$5,576,522</b>	<b>\$118,724</b>	<b>\$184,444</b>	<b>\$9,670,391</b>
<b>Conference: 09 Greater Long Beach</b>									
05098*	Grace, Bell	1,200	40,008	0	0	35,320	0	896	36,216
13765*	Holy Redeemer, Bellflower	23,113	224,628	6,832,010	0	247,241	1,620	2,400	251,261
30384*	St John, Cerritos	16,073	16,073	0	0	130,000	0	0	130,000
05101*	Christ, Downey	27,925	53,711	1,209,760	0	112,119	0	0	257,261
13847	St Timothy, Lakewood	404,014	459,349	3,170,597	0	471,421	12,500	5,308	489,229
13860	Christ, Long Beach	325,850	325,850	0	0	293,046	19,233	0	312,279
05107	Gloria Dei, Long Beach	136,729	198,061	3,079,675	0	175,972	6,000	14,117	196,089
13862	Our Saviour, Long Beach	86,126	86,126	0	0	453,268	12,600	0	465,868
13861*	Resurrection, Long Beach	23,539	45,730	1,743,183	0	121,276	8,000	4,534	133,810
05109	St Luke, Long Beach	80,000	80,000	0	0	120,000	0	0	120,000
05111	Trinity Evangelical, Long Beach	5,270	192,381	1,566,938	0	154,655	1,200	3,200	171,295
30341*	Iglesia Luterana Fe Y Esperanza, South Gate	8,219	8,219	0	0	69,799	0	0	69,799
	<b>Conference Totals</b>	<b>\$1,138,058</b>	<b>\$1,730,136</b>	<b>\$17,602,163</b>	<b>\$0</b>	<b>\$2,384,117</b>	<b>\$61,153</b>	<b>\$30,455</b>	<b>\$2,633,107</b>
	<b>Synod Totals</b>	<b>\$16,413,721</b>	<b>\$46,579,087</b>	<b>\$310,487,813</b>	<b>\$15,167,522</b>	<b>\$41,281,996</b>	<b>\$857,435</b>	<b>\$1,049,842</b>	<b>\$50,916,291</b>

2B Southwest California Synod, ELCA

Summary of Membership Statistics Totals -- End of Year	2023	2024	Change	Percent
Congregations	109	109	0	0.00
Congregations - Organized	107	107	0	0.00
Congregations - Under Development	2	2	0	0.00
Congregations - Filed Form A	69	70	1	1.45
Baptized Members	17,757	17,854	97	0.55
Average Baptized Members per Congregation	166	167	1	0.55
Confirmed Members	13,385	13,190	-195	-1.46
Average Confirmed Members per Congregation	125	123	-2	-1.46

Analysis of Membership Gains and Losses

Baptized Members -- Received

By Baptism - Children Under Age 16	164	209	45	27.44
By Baptism - Adults Age 16 and Older	142	216	74	52.11
By Affirmation of Faith	198	305	107	54.04
By Transfer	147	128	-19	-12.93
From Other Sources and Stat Adjs	58	38	-20	-34.48
Baptized Members -- Total Received	709	896	187	26.38

Baptized Members -- Removed

By Death	252	241	-11	-4.37
By Transfer	149	122	-27	-18.12
For Other Reasons and Stat Adjs	679	612	-67	-9.87
Baptized Members -- Total Removed	1,080	975	-105	-9.72

Baptized Members Confirmed	125	110	-15	-12.00
Active Participants	13,851	14,563	712	5.14

Analysis of Attendance	2023	2024
Avg. # weeks congregations worshipped (on-site)	39	42
Avg. # weeks congregations worshipped (online)	34	34
Total avg. weekly worship attendance (on-site)	4,480	4,740
Total avg. weekly worship attendance (online)	2,963	3,451
Avg. att. per congregation (on-site)	48	49
Avg. att. per congregation (online)	38	47
Average att. as a percentage of baptized membership (on-site)	25.23	26.55
Average att. as a percentage of baptized membership (online)	16.69	19.33

2B Southwest California Synod, ELCA

Summary of Financial Statistics	2023	2024	Change	Percent	Statistical Analysis	
Totals -- End of Year					Averages per Congregation Reporting	
Total Receipts	44,774,577	46,579,087	1,804,510	4.03	Total Receipts (/108)	431,287.84
Total Disbursements **	46,797,955	50,916,291	4,118,336	8.80	Total Disburse (/108)	471,447.14
Total Indebtedness on Dec 31	15,562,987	15,167,522	-395,465	-2.54	Total Indebtedness (/31)	489,274.90
Projected Mission Support	1,232,018	1,090,956	-141,062	-11.45		
Average Total Giving / Bapt Member	1075.27	1096.18	20.91	1.94	Percent Congs With No Debt	71.30
Average Total Giving / Conf Member	1426.50	1483.79	57.29	4.02		
<b>Detail of Financial Statistics - Receipts</b>						
Regular Giving	16,413,745	16,413,721	-24	0.00		
Designated Giving	2,679,892	3,157,448	477,556	17.82		
Earned Income (any source)	14,034,731	16,739,471	2,704,740	19.27		
Grants (any source)	399,650	504,909	105,259	26.34		
All Other Receipts	11,246,559	9,763,538	-1,483,021	-13.19		
<b>Detail of Financial Statistics - Disbursements</b>					<b>Percent of Total Disbursements</b>	
Current Operating Expenses	38,416,580	41,281,996	2,865,416	7.46	Current Operating Expenses	81.08
Capital Improvements	1,721,922	2,581,881	859,959	49.94	Capital Improvements	5.07
Payments on Debts	1,524,995	1,403,252	-121,743	-7.98	Payments on Debts	2.76
Mission Support	828,340	857,435	29,095	3.51	Mission Support	1.68
Other Synod Benevolence	249,389	163,647	-85,742	-34.38	Other Synod Benevolence	0.32
Other CWO Benevolence	92,595	82,978	-9,617	-10.39	Other CWO Benevolence	0.16
Benevolence - Another Country	145,389	159,862	14,473	9.95	Benevolence - Another Country	0.31
Benevolence - Camps	15,418	8,533	-6,885	-44.66	Benevolence - Camps	0.02
Benevolence - Campus Ministry	50	350	300	600.00	Benevolence - Campus Ministry	0.00
Benevolence - Colleges	9,500	4,700	-4,800	-50.53	Benevolence - Colleges	0.01
Benevolence - Seminaries	2,350	1,350	-1,000	-42.55	Benevolence - Seminaries	0.00
Benevolence - Social Service	105,671	161,059	55,388	52.42	Benevolence - Social Service	0.32
Benevolence - Direct Recipient	316,502	467,363	150,861	47.67	Benevolence - Direct Recipient	0.92
Subtotal Non-Mission Supt Benev	936,864	1,049,842	112,978	12.06	Subtotal Non-Mission Supt Benev	2.06
Other Expenses & Realized Losses	3,347,192	3,719,823	372,631	11.13	Other Expenses & Realized Losses	7.31

\*\* Total Disbursements may not equal the sum of the disbursements details reported due to previous data not being included in the detail listing.

2B Southwest California Synod, ELCA

Congregations Reporting Ethnic Active Participants					Percent of Congregations Reporting Ethnic Active Participants	
	2023	2024	Change	Percent		
African American/Black	58	64	6	10.34	African American/Black	58.72
African National/African Caribbean	22	20	-2	-9.09	African National/African Caribbean	18.35
American Indian/Alaska Native	11	11	0	0.00	American Indian/Alaska Native	10.09
Arab/Middle Eastern	28	31	3	10.71	Arab/Middle Eastern	28.44
Asian/Pacific Islander	69	69	0	0.00	Asian/Pacific Islander	63.30
Latino/Hispanic	77	79	2	2.60	Latino/Hispanic	72.48
Multiracial	48	45	-3	-6.25	Multiracial	41.28
White	94	95	1	1.06	White	87.16

Total Ethnic Active Participants					Percent Ethnic Active Participants	
	2023	2024	Change	Percent		
African American/Black	899	953	54	6.01	African American/Black	6.58
African National/African Caribbean	180	145	-35	-19.44	African National/African Caribbean	1.00
American Indian/Alaska Native	37	28	-9	-24.32	American Indian/Alaska Native	0.19
Arab/Middle Eastern	159	186	27	16.98	Arab/Middle Eastern	1.28
Asian/Pacific Islander	1,337	1,454	117	8.75	Asian/Pacific Islander	10.04
Latino/Hispanic	1,838	2,196	358	19.48	Latino/Hispanic	15.16
Multiracial	586	627	41	7.00	Multiracial	4.33
White	8,671	8,891	220	2.54	White	61.38

2B Southwest California Synod, ELCA

(70 Congs Filed)

C31 Languages in which Liturgies are Regularly Conducted

Amharic	Estonian	1	Lao	Swahili
Anyuak	Finnish	1	Latvian	Swedish
Arabic	French		Maban	Tagalog
Batak	German		Mandarin	1
Burmese	Haitian		Navajo	Taiwanese
Cambodian	Hmong		Norwegian	Tamil
Cantonese	Hungarian		Nuer	Telugu
Cherokee	Indonesian		Oromo	Thai
Creole	Inupiat		Paiute	Tigrinya
Czech	Japanese		Portuguese	Ukrainian
Danish	Kiswahili		Sign	Urdu
Dinka	Korean	1	Slovak	Vietnamese
English	Lakotah		Spanish	
		102	14	

C32 Disability Assistance Provided

Wheelchair Accessibility	84
Braille Worship Materials	7
Large Print Worship Materials	63
Assistive Hearing Devices	33
Sign Language Interpreters	3
Mental Health Ministries	14
Ministry with People with Developmental Disabilities	12
Specialized Faith Formation for Children or Adults (ADHD, autism, dyslexia, etc.)	6
No Response to Any	13

**Evangelical Lutheran Church in America**  
**Summary of Congregations That Did Not File 2024 Report Form A**

**2B Southwest California Synod, ELCA**

<b>Last Year Filed</b>	<b>Cong ID</b>	<b>Cong Status</b>	<b>Baptized Members</b>	<b>Congregation Name</b>	<b>City, State</b>	<b>Minister</b>	<b>Phone</b>
2004	30361	Org	30	Light Of Christ	Los Angeles, CA		(323)666-4307
2005	05220	Org	159	Bethlehem	Temple City, CA	Frank H. Wang	(626)444-2754
2008	05011	Org	147	First	Glendale, CA		(818)240-9000
2009	13762	Org	248	Redeemer	Bakersfield, CA	Jon R. Christenson	(661)832-7881
2010	07212	Org	101	Faith	Monterey Park, CA		(626)288-8080
2012	13757	Org	117	Lutheran Church of the Cross	Arcadia, CA		(626)447-7232
2012	13884	Org	49	St Pauls	Monrovia, CA	James W. Thompson	(626)303-3779
2012	30577	Org	49	Agape	El Monte, CA		(626)239-5969
2013	13883	Org	20	Hope	Mojave, CA		(909)989-3317
2016	13783	Org	56	Christ	Compton, CA		(310)631-1859
2020	13891	Org	56	King Of Glory	Newbury Park, CA	Scott E. Bartlett	(805)498-4812
2020	30384	Org	57	St John	Cerritos, CA	Carl F. Bernal	(562)865-5646
2021	13818	Org	360	Salem	Glendale, CA	Amie K. Odahl	(818)243-3193
2021	13861	Org	26	Resurrection	Long Beach, CA		(562)424-3113
2021	13985	Org	199	Mount Carmel	San Luis Obispo, CA	Laura L. O'Brien	(805)544-2133
2021	14009	Org	40	Church of the Foothills	Sylmar, CA		(818)362-7700
2022	05013	Org	22	Hollywood	Los Angeles, CA		(323)667-1212
2022	05067	Org	51	Peace	Lompoc, CA		(805)736-0250
2022	05082	Org	47	All Saints Evangelical	Sun Valley, CA		(818)767-7260
2022	05101	Org	29	Christ	Downey, CA	Nancy H. Hamm	(562)927-4421
2022	05207	Org	27	St Pauls	Monterey Park, CA		(323)721-0840
2022	07612	Org	124	Rock Of The Foothills	La Verne, CA	Eric O. Strom	(909)593-5663
2022	13789	Org	130	Grace	Covina, CA	Steven P. Otte	(626)332-4536
2022	13836	Org	118	First	Inglewood, CA		(310)674-5103
2022	13980	Org	25	Trinity	San Gabriel, CA		(626)287-6151
2023	05009	Org	300	Grace Evangelical	Culver City, CA	James S. Maines	(310)559-1027
2023	05016	Org	128	Bethel	Los Angeles, CA		(323)938-9105
2023	05080	Org	440	Bethania Evangelical	Solvang, CA	Christopher D. Brown	(805)688-4637
2023	05087	Org	193	St Luke	Woodland Hills, CA	Janet L. Hansted	(818)346-3070
2023	05098	Org	126	Grace	Bell, CA	Maria E. Montalvo	(323)560-8520
2023	13765	Org	41	Holy Redeemer	Bellflower, CA	Tracy M. Williams	(562)867-0714
2023	13865	Org	66	Ascension	Los Angeles, CA		(323)292-9955
2023	13867	Org	39	Lutheran Church Of The Good Shepherd	Los Angeles, CA	Jennifer E. Burgos	(323)255-2786
2023	13868	Org	22	Messiah	Los Angeles, CA		(323)753-7234
2023	13872	Org	54	Solheim	Los Angeles, CA		(323)257-7518
2023	13873	Org	271	Westchester	Los Angeles, CA	Lawrence D. Becker	(310)670-5422
2023	13995	Org	223	Mount Olive	Santa Monica, CA	Christine C. Webb	(310)452-1116

**Evangelical Lutheran Church in America**  
**Summary of Congregations That Did Not File 2024 Report Form A**

2B Southwest California Synod, ELCA

Last Year Filed	Cong ID	Cong Status	Baptized Members	Congregation Name	City, State	Minister	Phone
2023	30341	Org	197	Iglesia Luterana Fe Y Esperanza	South Gate, CA	Marta L. Moscoso	(562)363-3020
<b>Synod Total: 38 Congregation(s)</b>							