

2024

Synod Data Toolkit

Oregon Synod (1E)

Office of the Secretary
December 2025



Evangelical
Lutheran Church
in America

This page intentionally left blank.

Table of Contents

03

Synod Summary

05

Synod Trend Tables & Charts

18

Baptized Members, Average Attendance, and Active Participants

24

Baptisms by Congregation

30

Congregation Reports

Summary of Membership, Participation, and Attendance

1E - Oregon

Baptized membership has declined 29% over the past eight years, changing from 29,200 in 2017 to 20,762 in 2024. Over this same time period, the overall ELCA baptized membership decreased 23%.

Since 2017, **active participation** has shrunk 34%, moving from 19,401 to 12,819 with a drop of 1,030 in the most recent year. When looking at participation changes between 2020 and 2024 there was a 25% decrease. Since 2017, active participation in the ELCA overall has decreased by 38% (approximately 5% per year). Since 2020, active participation has decreased at a slightly slower rate of 16% (approximately 4% per year).

In-person worship attendance has declined 44% from 9,427 in 2017 to 5,320 in 2024. Some of this decline is made up by attenders worshiping online (2,608 in 2024). It is important to note that beginning in 2020, congregations were asked specifically about their in-person and online worship attendance separately. In-person worship attendance has increased 18% since 2020 from 4,494 to 5,320 in 2024. Since 2020, the overall ELCA in-person worship attendance increased 30% from 404,611 to 525,792 in 2024.

Summary of Finances

1E - Oregon

Regular giving has decreased by 1% since 2017, moving from \$19,659,677 in 2017 to \$19,395,190 in 2024. Over this period, inflation was 28%. Since 2020, regular giving has decreased by 0% in the synod and decreased by 2.5% in the ELCA overall; inflation was 21% during this time period.

Mission support has decreased 13% since 2017, from \$915,838 to \$796,928 in 2024. The ELCA overall experienced a 12% decline over the same period. Since 2020, mission support has decreased by 8% in the synod and decreased by 7% in the ELCA overall.

Operating expenses have increased by 3%, standing at \$21,707,101 in 2024 compared to \$20,979,548 in 2017. They have increased by 4% for the ELCA overall during this time. Since 2020, operating expenses have increased by 6% in the synod and increased 8% in the ELCA overall.

Synod Trend Tables and Charts

- Synod Trend Tables
- Synod Trend Charts
- Congregations by Size
- Growth & Decline Tables

Annual Congregation Report

Trends for 1E - Oregon

	2017	2018	2019	2020	2021	2022	2023	2024
Number of Organized Congregations	112	114	111	107	107	106	106	99
Baptized Membership	29,200	28,580	27,394	26,252	25,071	23,834	22,764	20,762
Members Received By:								
Baptism: Children	214	207	172	106	134	112	123	100
Baptism: Adults	42	53	44	11	11	11	17	20
Affirmation of Faith	520	358	352	179	146	220	329	278
Transfer	320	258	239	239	138	169	201	214
Other and Statistical Adjustment	42	56	76	75	210	50	148	171
Members Removed By:								
Death	395	387	353	374	370	373	334	302
Transfer	202	237	217	150	183	143	128	101
Other and Statistical Adjustment	2,466	2,640	1,483	966	1,475	1,621	1,413	2,213
Baptized Members Confirmed	148	129	128	222	270	64	41	64
Confirmed Members	23,451	23,106	22,990	22,035	21,161	20,056	17,870	16,722
Active Participants	19,401	19,797	18,292	16,995	14,326	13,944	13,849	12,819
Average Attendance	9,427	9,276	8,724	Not collected	Not collected	Not collected	Not collected	Not collected
Average Attendance - On-site				4,494	3,502	4,137	4,880	5,320
Average Attendance - Online				7,445	5,185	3,217	2,582	2,608
Racial/Ethnic Composition of Active Participants								
African American/Black	183	196	170	127	114	130	124	120
African National/African Caribbean	41	39	40	26	18	17	18	12
American Indian/Alaska Native	100	124	119	109	107	106	101	81
Arab/Middle Eastern	41	44	35	31	20	20	18	16
Asian/Pacific Islander	230	317	307	215	189	216	218	185
Multi-Racial/Multi-Ethnic	130	157	224	209	163	308	329	340
Other	371	69	Omitted	Omitted	Omitted	Omitted	Omitted	Omitted
Hispanic/Latino	208	267	272	254	212	237	233	249
White	15,472	17,566	15,789	14,009	12,949	12,453	12,607	11,651

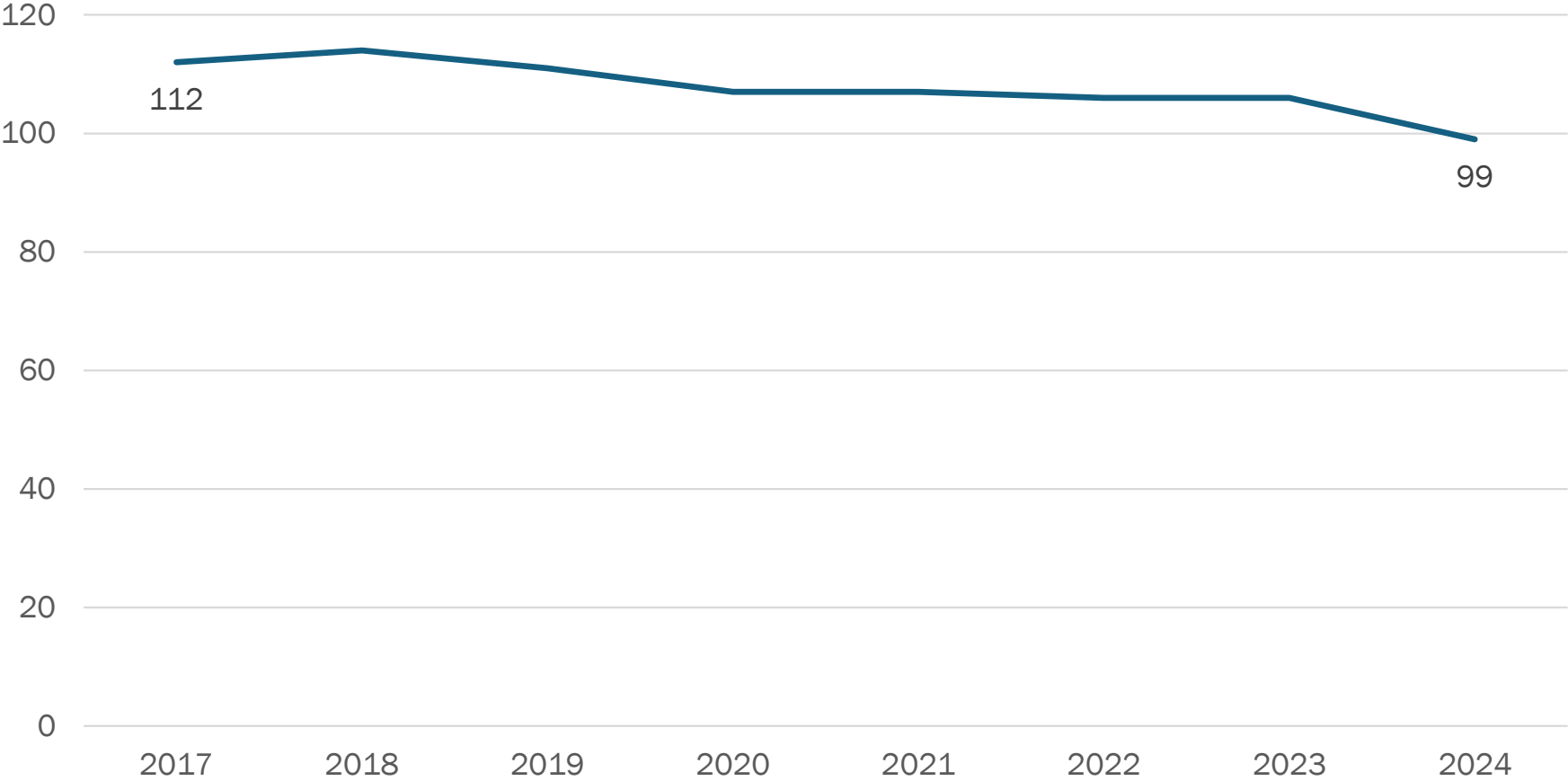
Annual Congregation Report

Trends for 1E - Oregon

	2017	2018	2019	2020	2021	2022	2023	2024
Regular Giving by Members	\$19,659,677	\$19,937,336	\$23,866,771	\$19,438,800	\$19,628,053	\$18,942,850	\$19,172,884	\$19,395,190
Designated Giving by Members	\$3,308,974	\$2,962,927	\$3,862,866	\$2,836,070	\$3,241,345	\$2,453,869	\$2,540,817	\$2,851,381
Earned Income (any source)	\$1,609,331	\$1,467,855	\$1,820,057	\$1,503,678	\$1,527,677	\$1,571,272	\$1,733,191	\$1,953,414
Grants & Partnership Support	\$234,301	\$242,208	\$153,724	\$556,257	\$533,623	\$627,775	\$579,039	\$386,722
Other Receipts	\$2,361,459	\$2,444,030	\$2,392,992	\$4,725,231	\$2,123,970	\$1,180,213	\$1,168,129	\$2,024,286
Total Receipts	\$27,173,742	\$27,054,356	\$32,096,410	\$29,060,036	\$27,054,668	\$24,775,979	\$25,194,060	\$26,610,993
Total Indebtedness	\$18,378,674	\$16,030,193	\$15,808,716	\$12,503,247	\$15,057,686	\$11,409,582	\$5,574,692	\$4,883,721
Intended Mission Support	\$2,715,315	\$982,299	\$1,010,351	\$973,623	\$1,333,428	\$893,914	\$1,264,325	\$890,819
Current Operating Expenses	\$20,979,548	\$22,420,148	\$21,238,262	\$20,399,708	\$20,105,828	\$20,782,409	\$21,550,848	\$21,707,101
Capital Improvements	\$2,451,997	\$2,291,907	\$1,334,912	\$1,992,444	\$1,740,455	\$5,144,374	\$1,920,165	\$1,032,295
Payments on Debt	\$1,851,486	\$1,877,281	\$1,551,384	\$2,555,254	\$1,779,224	\$1,151,954	\$1,433,240	\$1,042,812
Mission Support	\$915,838	\$928,233	\$890,073	\$869,652	\$845,174	\$795,243	\$843,209	\$796,928
as % of Total Disbursements	3.23	3.15	3.21	3.1	3.2	2.68	3.03	3.02
as % of Regular Giving	4.66	4.66	3.73	4.47	4.31	4.20	4.40	4.11
Other Benevolence sent directly:								
To the synod	\$134,008	\$126,365	\$313,963	\$57,101	\$86,066	\$153,817	\$238,042	\$178,339
To the churchwide organization	\$52,440	\$42,877	\$42,359	\$92,538	\$113,075	\$87,413	\$62,106	\$36,580
For activity in another country	\$103,049	\$107,369	\$245,685	\$69,829	\$103,342	\$103,611	\$119,014	\$116,064
To camps	\$45,925	\$48,655	\$78,920	\$25,466	\$33,576	\$31,058	\$28,634	\$25,934
To colleges	\$35,054	\$2,100	\$8,318	\$2,080	\$19,128	\$6,935	\$12,880	\$250
To seminaries	\$15,673	\$15,423	\$22,724	\$34,431	\$29,250	\$10,497	\$32,594	\$43,466
To social service organizations	\$338,222	\$335,833	\$337,815	\$608,262	\$460,268	\$448,522	\$435,968	\$506,971
To campus ministry	\$16,044	\$14,069	\$7,708	\$10,944	\$22,694	\$19,131	\$24,003	\$14,444
All other benevolence	\$473,362	\$405,173	\$491,604	\$619,165	\$511,059	\$490,359	\$416,104	\$448,851
Non-mission support benevolence	\$1,217,777	\$1,101,864	\$1,549,096	\$1,519,816	\$1,378,458	\$1,351,343	\$1,369,345	\$1,370,899
Other expenses	\$911,313	\$862,300	\$1,151,428	\$705,342	\$532,056	\$408,059	\$705,486	\$452,837
Sum of Disbursements	\$28,327,959	\$29,481,733	\$27,719,155	\$28,042,216	\$26,381,195	\$29,633,382	\$27,822,293	\$26,402,872

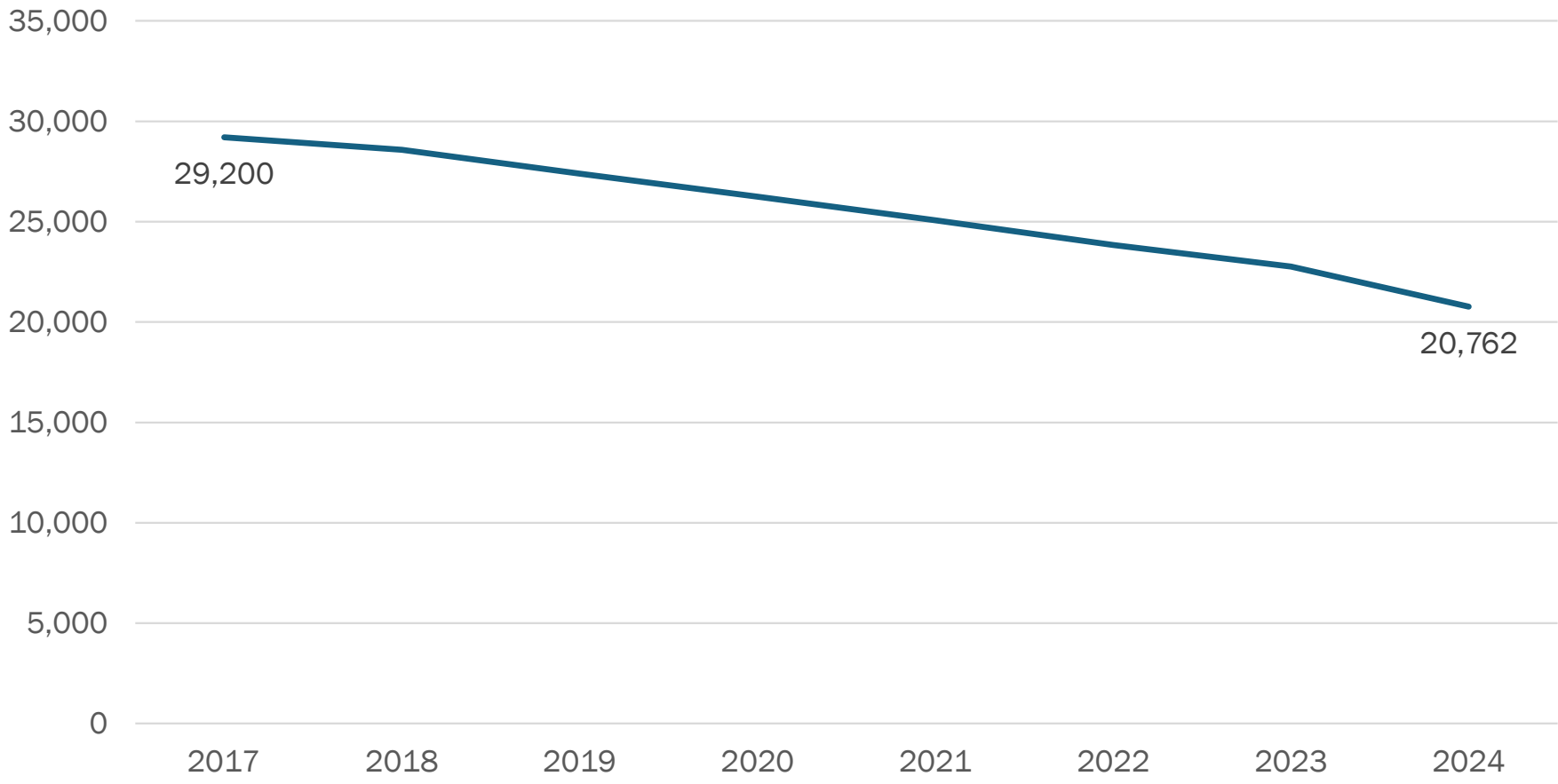
Number of Organized Congregations (2017-2024)

1E - Oregon



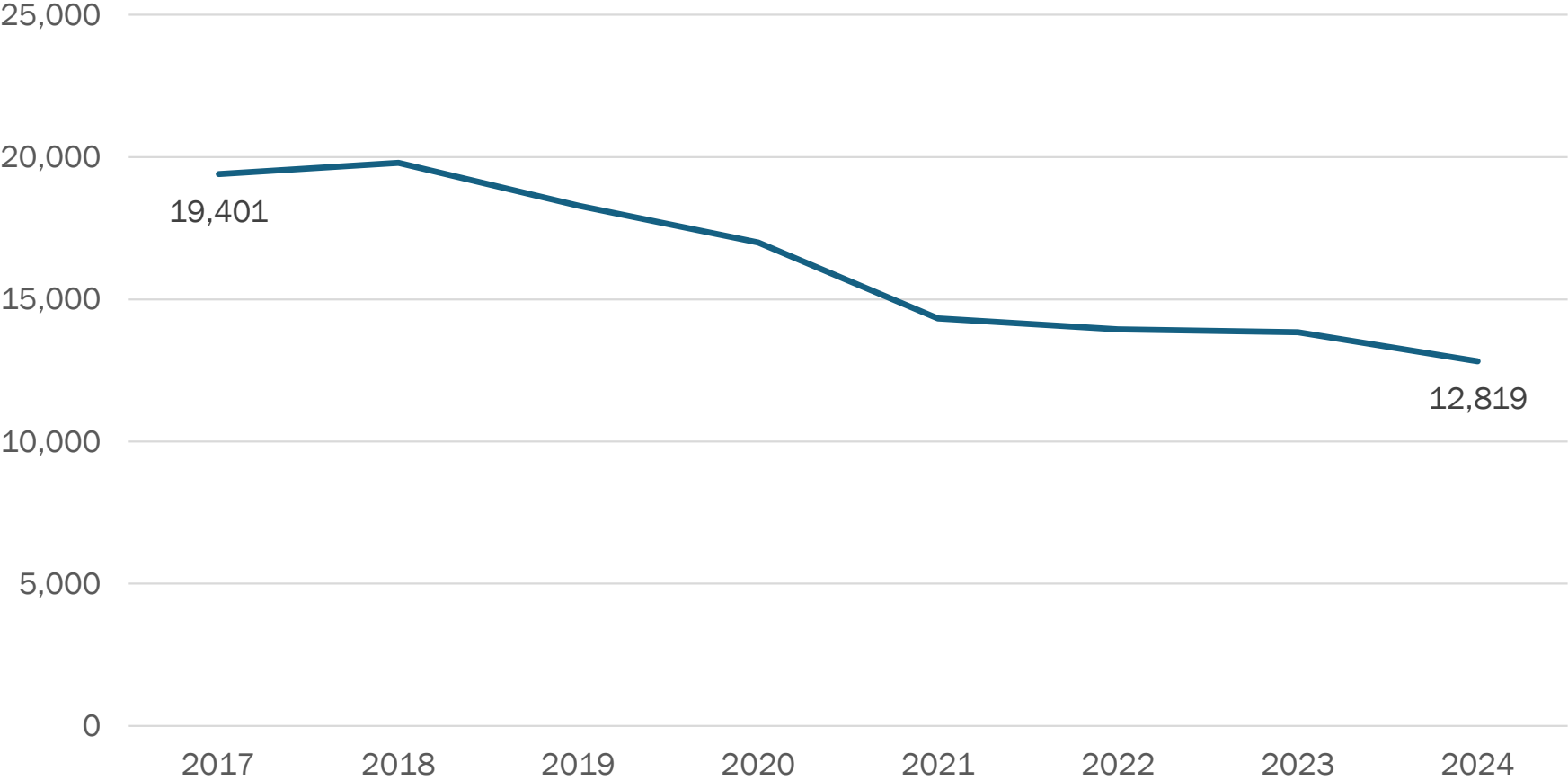
Baptized Membership (2017-2024)

1E - Oregon



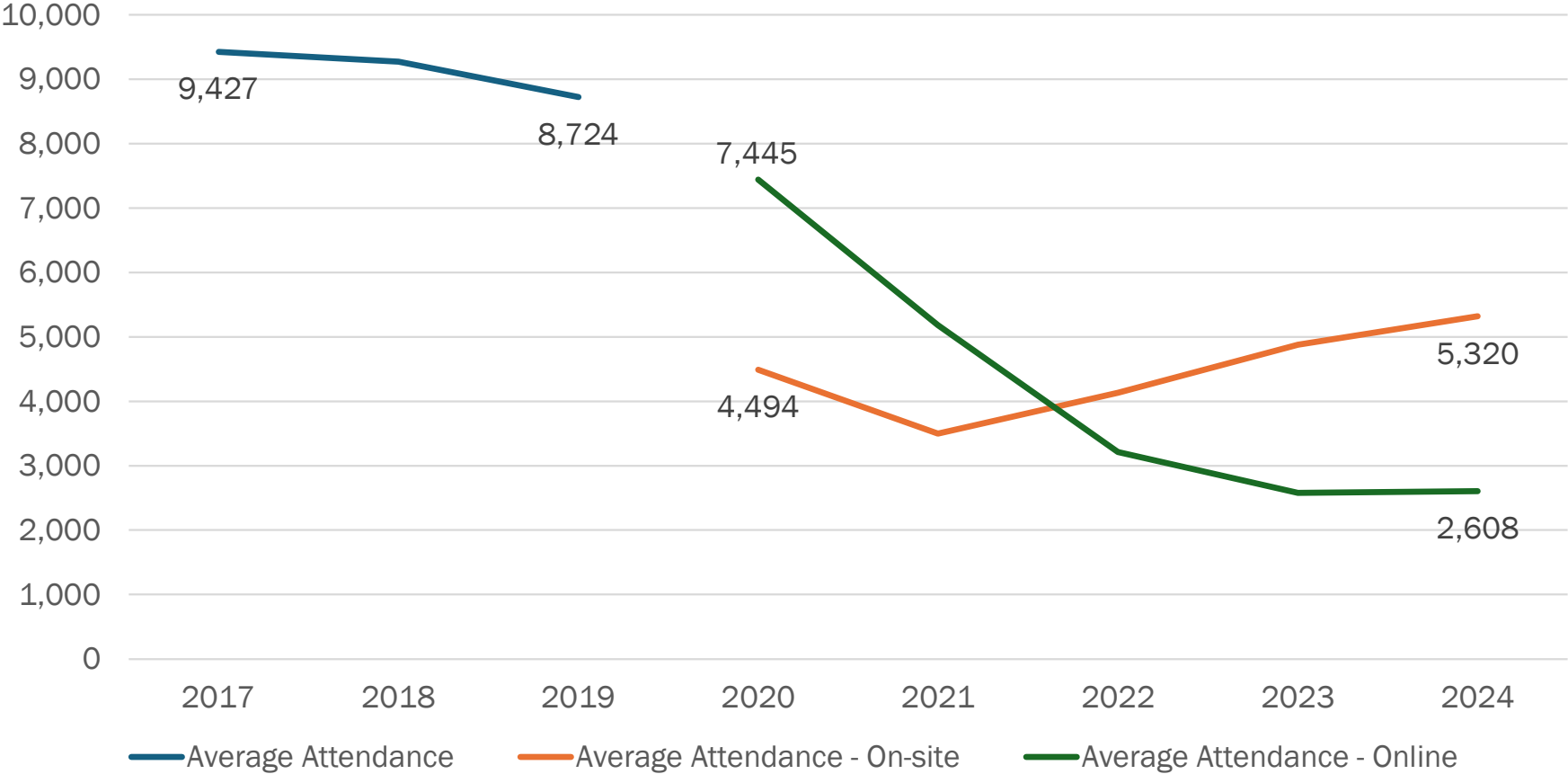
Active Participants (2017-2024)

1E - Oregon



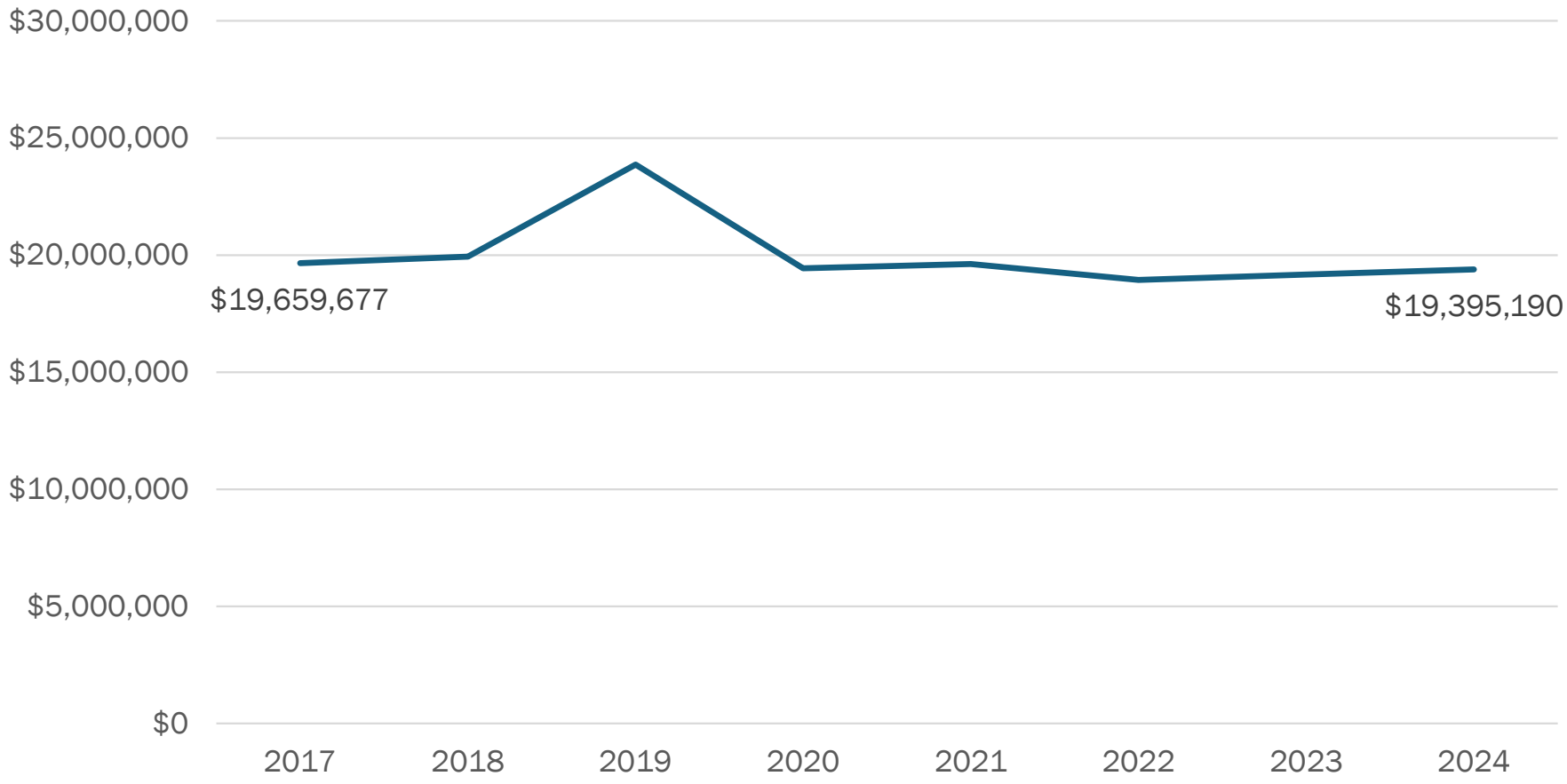
Worship Attendance (2017-2024)

1E - Oregon



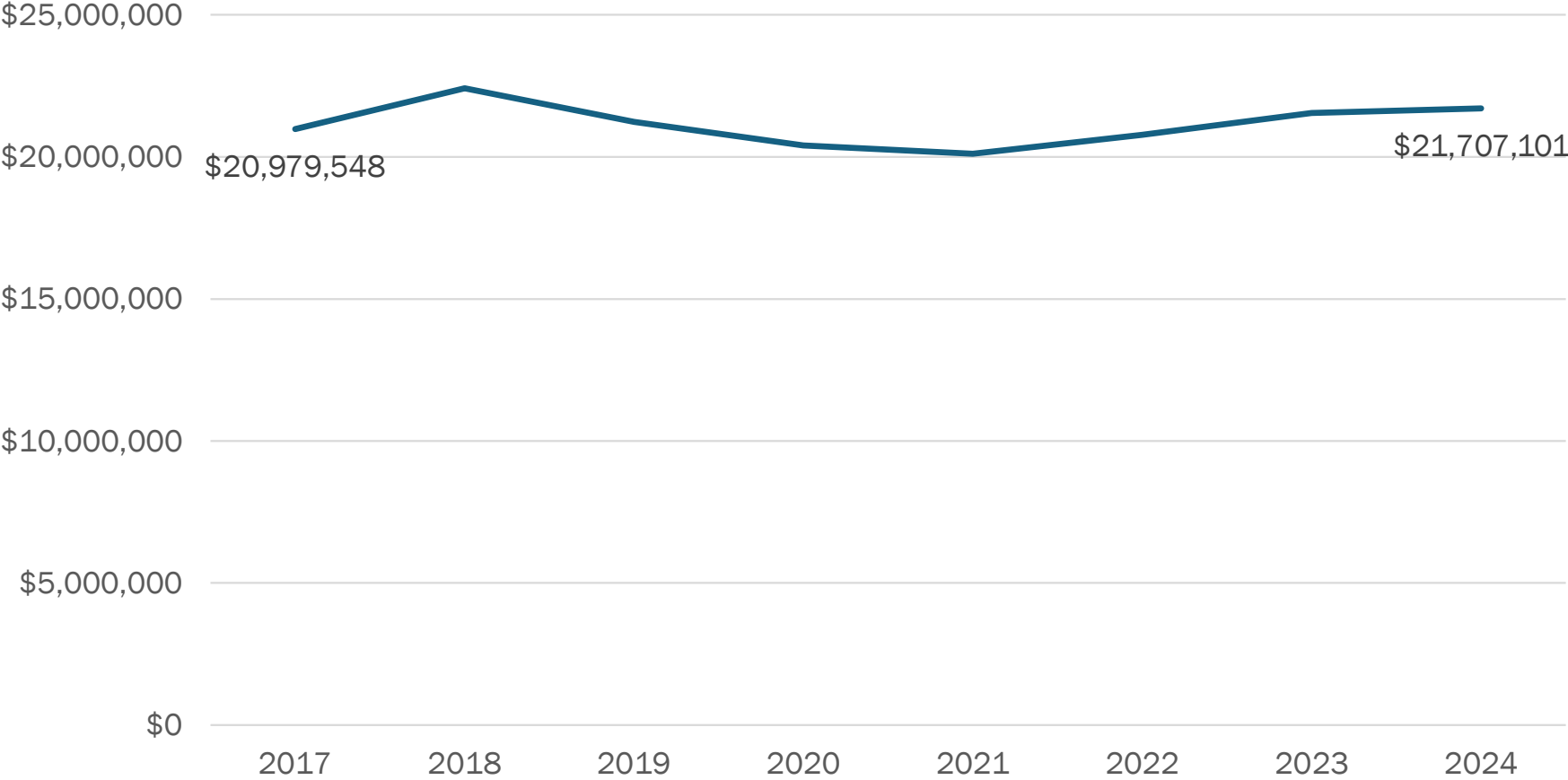
Regular Giving by Members (2017-2024)

1E - Oregon



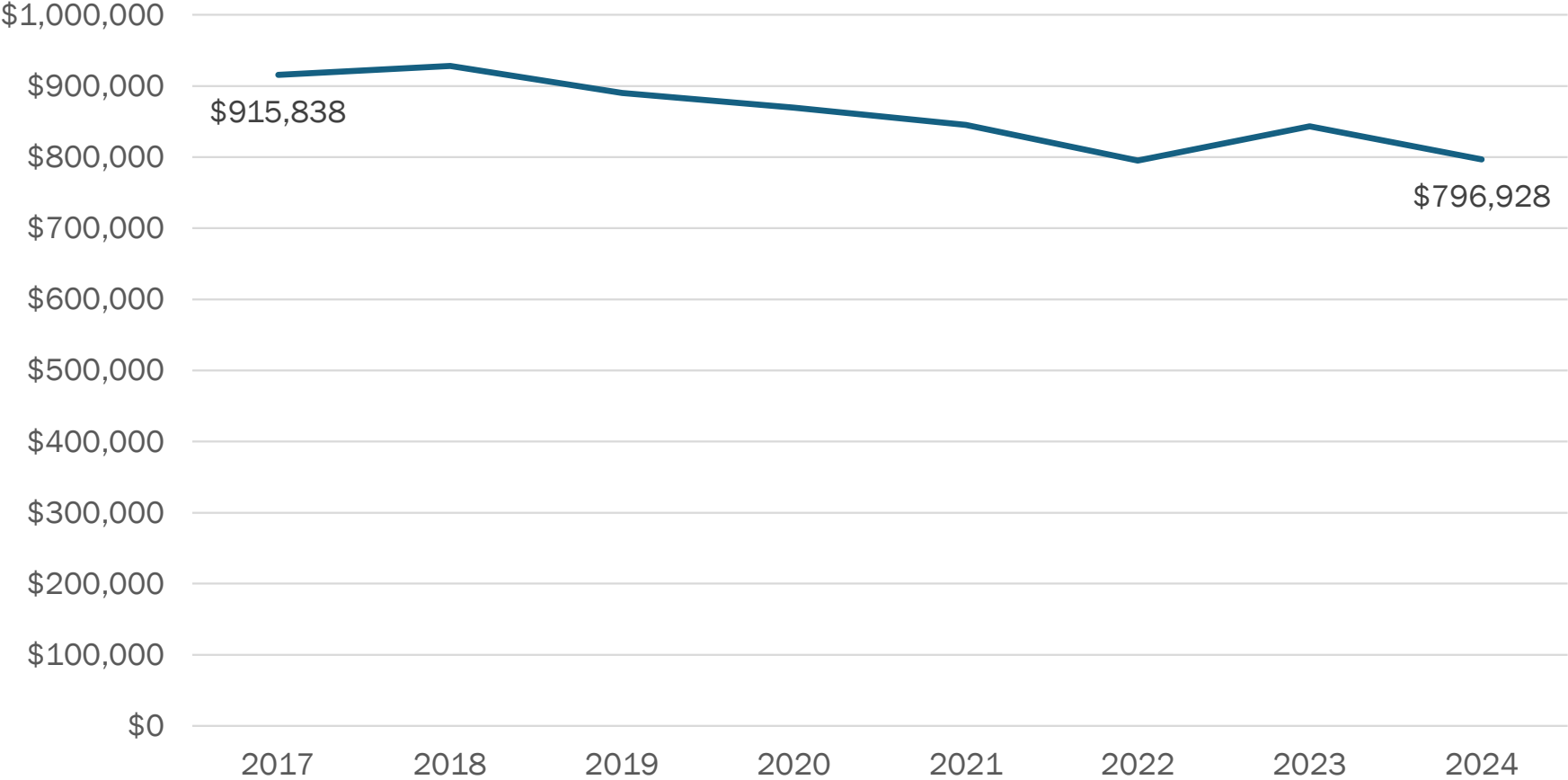
Current Operating Expenses (2017-2024)

1E - Oregon



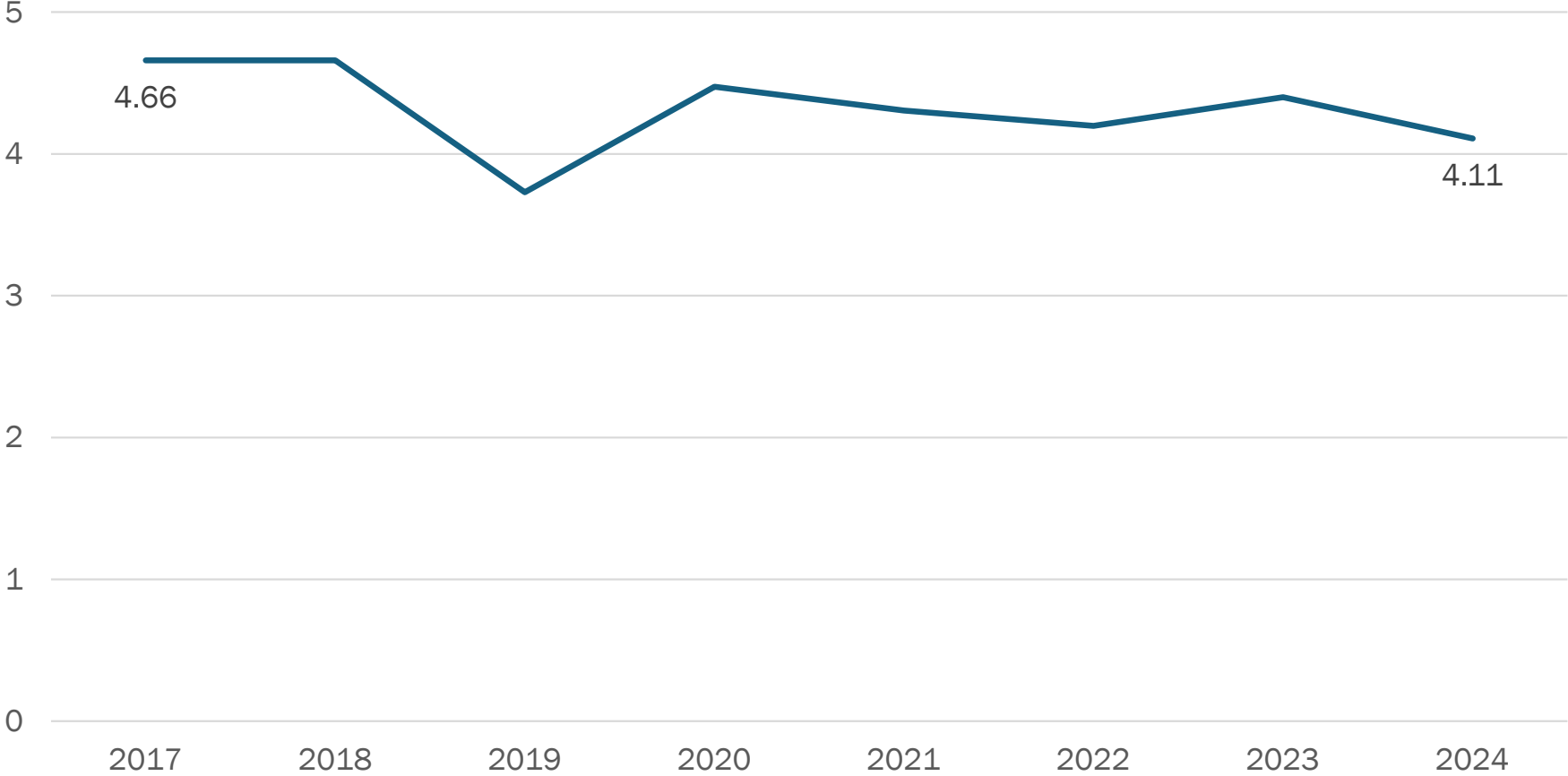
Mission Support (2017-2024)

1E - Oregon



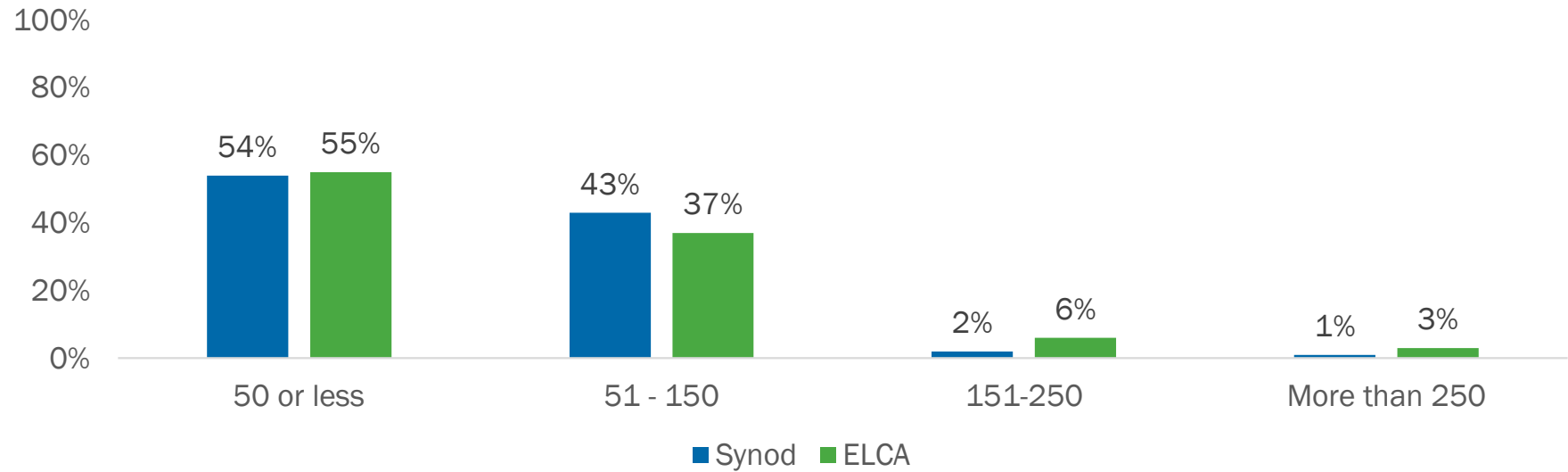
Mission Support as % of Regular Giving (2017-2024)

1E - Oregon



Congregations by Size (Average On-Site Worship Attendance)

1E - Oregon



Average On-Site Worship Attendance	Number of congregations (Synod)*	% of congregations (Synod)	Number of congregations (ELCA)*	% of congregations (ELCA)
50 or less	52	54%	4134	55%
51-150	41	43%	2787	37%
151-250	2	2%	430	6%
More than 250	1	1%	220	3%

*Submitted at least one Annual Congregation Report between 2020 and 2024.

Growth and Decline (2019-24)

1E - Oregon

Change in Baptized Membership	# of congregations* (Synod)	% of congregations (Synod)	# of congregations* (ELCA)	% of congregations (ELCA)
Decline greater than 25%	22	39%	1,450	28%
Decline between 5% - 25%	9	16%	1,504	29%
Stable (decline <5% - incline <5%)	16	28%	1,492	29%
Increase between 5% - 25%	8	14%	545	11%
Increase greater than 25%	2	4%	109	2%

Change in Active Participants	# of congregations* (Synod)	% of congregations (Synod)	# of congregations* (ELCA)	% of congregations (ELCA)
Decline greater than 25%	31	54%	2,298	45%
Decline between 5% - 25%	15	26%	1,133	22%
Stable (decline <5% - incline <5%)	1	2%	491	10%
Increase between 5% - 25%	5	9%	510	10%
Increase greater than 25%	5	9%	668	13%

Change in On-Site Worship Attendance	# of congregations* (Synod)	% of congregations (Synod)	# of congregations* (ELCA)	% of congregations (ELCA)
Decline greater than 25%	39	68%	2,740	54%
Decline between 5% - 25%	13	23%	1,590	31%
Stable (decline <5% - incline <5%)	2	4%	329	6%
Increase between 5% - 25%	2	4%	281	6%
Increase greater than 25%	1	2%	160	3%

**Only congregations that filed an Annual Congregation Report in 2019 and 2024 are included.*

Baptized Members,
Average Attendance,
and Active
Participants

Baptized Members, Average Attendance (online and on-site), and Active Participants

1E - Oregon

CongID	Congregation Name	City	State	ZIP	Data Year	Baptized Members	Average Online Attendance	Average On-site Attendance	Active Participants
12797	St Matthew Lutheran Church	Beaverton	OR	97005-1917	2024	1622	42	254	1012
12943	St Luke Lutheran Church	Portland	OR	97219-1690	2024	1238	31	200	731
12844	Central Lutheran Church	Eugene	OR	97403-1366	2024	678	56	150	661
04873	Augustana Lutheran Church	Portland	OR	97212-3201	2023	854	362	119	600
04867	St Andrew Lutheran Church	Beaverton	OR	97005-0864	2022	493	102	103	510
12843	Bethesda Lutheran Church	Eugene	OR	97402-1752	2024	196	128	60	319
07638	Nativity Lutheran Church	Bend	OR	97702-9738	2024	244	40	115	294
04966	St Mark Lutheran Church	Salem	OR	97301-3829	2024	570	51	86	293
30162	Community of Hope Lutheran Church	Wilsonville	OR	97070-9779	2021	276	108	93	276
12811	Zoar Lutheran Church	Canby	OR	97013-4142	2024	263	18	58	263
12996	Immanuel Lutheran Church	Silverton	OR	97381-1423	2024	944	279	157	250
04870	Trinity Lutheran Church	Gresham	OR	97030-7046	2024	265	95	130	230
12794	Grace First Lutheran Church	Bend	OR	97703-7195	2024	303	40	101	225
30002	Shepherd Of The Mountains Lutheran Church	Sunriver	OR	97707-9317	2024	30	10	99	213
12906	Milwaukie Lutheran Church	Milwaukie	OR	97269-2063	2024	250	30	67	205
04880	Salt And Light Lutheran Church	Portland	OR	97211-5509	2024	120	3	35	200
13045	West Linn Lutheran Church	West Linn	OR	97068-2522	2024	346	65	83	200
12958	Zion Lutheran Church	Redmond	OR	97756-0234	2024	271	55	125	198
04960	Hope Lutheran Church	Klamath Falls	OR	97603-6860	2024	564	17	77	197
04875	First Immanuel Lutheran Church	Portland	OR	97209-1213	2024	315	39	50	192
04961	Trinity Lutheran Church	McMinnville	OR	97128-4611	2024	201	7	78	190
12792	Peace First Lutheran Church	Astoria	OR	97103-2723	2024	414	36	75	189

Baptized Members, Average Attendance (online and on-site), and Active Participants

1E - Oregon

CongID	Congregation Name	City	State	ZIP	Data Year	Baptized Members	Average Online Attendance	Average On-site Attendance	Active Participants
12868	Calvary Lutheran Church	Grants Pass	OR	97526-2213	2024	233	40	101	189
12796	Spirit Of Grace	Beaverton	OR	97008-6565	2024	198	22	90	186
12845	Emmaus Lutheran Church	Eugene	OR	97402-3944	2024	303	29	116	183
04884	First Lutheran Church	Saint Helens	OR	97051-1545	2024	201	4	54	182
12923	Zion Lutheran Church	Oregon City	OR	97045-1915	2024	358	20	75	170
04881	St James Lutheran Church	Portland	OR	97201-3426	2024	214	163	93	160
12929	Peace Lutheran Church	Pendleton	OR	97801-1579	2024	409	27	68	143
12793	Christ Lutheran Church	Aurora	OR	97002-9220	2024	278	3	62	140
12925	Our Savior's Lutheran Church	Lake Oswego	OR	97035-0748	2024	184	12	57	140
07542	Prince Of Life Lutheran Church	Oregon City	OR	97045-0016	2024	142	15	54	139
04886	Zion Lutheran Church	The Dalles	OR	97058-1931	2024	302	10	70	130
12902	Ascension Lutheran Church	Medford	OR	97504-8314	2024	551	20	110	128
12934	Bethel Lutheran Church	Portland	OR	97217-4427	2024	77	7	14	127
04956	Grace Lutheran Church	Corvallis	OR	97330-5536	2024	435	83	78	125
12830	Trinity Lutheran Church	Dallas	OR	97338-9245	2024	240	10	105	125
12951	Our Savior's Lutheran Church	Prineville	OR	97754-1717	2024	135	17	62	123
04963	Faith Lutheran Church	Roseburg	OR	97470-0462	2024	184	27	67	116
04955	Gloria Dei Lutheran Church	Coos Bay	OR	97420-2538	2024	159	10	54	100
20246	Resurrection Lutheran Church	Portland	OR	97230-3104	2024	267	33	81	100
16074	Shepherd Of The Hills Lutheran Church	Sisters	OR	97759-1056	2023	74	0	45	100
04958	United Lutheran Church	Eugene	OR	97405-2670	2024	228	8	91	95
12891	Our Saviour Lutheran Church	Lebanon	OR	97355-1543	2024	195	12	40	95
04882	St Mark Lutheran Church	Portland	OR	97206-2953	2024	185	6	22	90

Baptized Members, Average Attendance (online and on-site), and Active Participants

1E - Oregon

CongID	Congregation Name	City	State	ZIP	Data Year	Baptized Members	Average Online Attendance	Average On-site Attendance	Active Participants
20242	Good Shepherd Lutheran Church	Albany	OR	97321-0141	2024	226	0	66	90
04968	Atonement Lutheran Church	Newport	OR	97365-1710	2024	105	5	62	86
04885	Our Saviour Lutheran Church	Seaside	OR	97138-5908	2024	151	22	49	81
12899	Lutheran Church Of The Good Shepherd	Madras	OR	97741-1771	2023	76	5	18	76
12938	Gethsemane Lutheran Church	Portland	OR	97216-3911	2024	159	20	60	75
12936	Central Lutheran Church	Portland	OR	97212-4788	2023	200	5	30	75
31293	Story Dwelling	Bend	OR	97701	2020	0	25	30	75
04871	Calvary Lutheran Church	Hillsboro	OR	97124-2313	2024	100	7	43	70
12966	Christ The Good Shepherd Lutheran Church	Salem	OR	97301-5457	2024	208	5	25	70
12944	St Paul Lutheran Church	Portland	OR	97202-1674	2011	122	0	0	67
12898	Macksburg Lutheran Church	Canby	OR	97013-9354	2024	66	4	27	66
12884	Klamath Lutheran Church	Klamath Falls	OR	97601-2515	2024	200	8	41	65
12945	Shepherd Of The Valley Lutheran Church	Beaverton	OR	97006-3275	2024	103	12	46	65
30990	Grace And Mercy Lutheran Church	Hermiston	OR	97838-3108	2024	58	16	44	60
04887	Christ The King Lutheran Church	Tigard	OR	97224-2714	2022	159	27	10	60
07844	Creator Lutheran Church	Clackamas	OR	97015-7396	2024	141	8	51	58
12915	Faith Lutheran Church	North Bend	OR	97459-3149	2024	51	20	32	57
12967	Holy Cross Lutheran Church	Salem	OR	97301-8736	2024	201	15	35	52
12942	Portsmouth Trinity Lutheran Church	Portland	OR	97203-5270	2012	108	0	0	52
20248	St Timothy Lutheran Church	Portland	OR	97236-2520	2023	67	3	28	50
12858	New Life Lutheran Church	Florence	OR	97439-7655	2024	113	28	40	49
04872	Our Redeemer Lutheran Church D/B/A Spirit Of Grace	Hood River	OR	97031-9672	2024	61	5	22	43

Baptized Members, Average Attendance (online and on-site), and Active Participants

1E - Oregon

CongID	Congregation Name	City	State	ZIP	Data Year	Baptized Members	Average Online Attendance	Average On-site Attendance	Active Participants
12888	Zion Lutheran Church	La Grande	OR	97850-2008	2024	87	4	19	43
04899	Spirit Of Life Lutheran Church	Milwaukie	OR	97267-1716	2023	67	2	43	43
13014	Springfield Lutheran Church	Springfield	OR	97477-4117	2024	113	6	40	40
16316	Joyful Servant Lutheran Church	Newberg	OR	97132-9563	2023	105	4	45	40
13049	Immanuel Lutheran Church	Woodburn	OR	97071-3830	2020	74	20	20	40
12784	Faith Lutheran Church	Albany	OR	97321-2631	2024	75	29	24	38
12941	Peace Lutheran Church	Portland	OR	97217-4943	2023	71	0	22	37
04807	Faith Lutheran Church	Clatskanie	OR	97016-0447	2024	91	5	30	34
12846	Good Shepherd Lutheran Church	Eugene	OR	97405-9606	2011	141	0	0	33
12905	Christ the King Lutheran Church	Milton Freewater	OR	97862-1409	2024	94	0	38	32
04967	Emmanuel Lutheran Church	Willamina	OR	97396-0242	2024	140	5	15	30
12828	Emanuel Lutheran Church	Cornelius	OR	97113-0505	2024	317	2	24	30
04959	Faith Lutheran Church	Junction City	OR	97448-0325	2023	77	0	30	30
20290	Hoodland Lutheran Church	Brightwood	OR	97011-0594	2023	32	5	15	26
12947	Zion Lutheran Church	Port Orford	OR	97465-0797	2024	35	0	22	25
30045	Portland Taiwanese Lutheran Church	Beaverton	OR	97005-0864	2024	39	10	15	25
12870	Hope Lutheran Church	Heppner	OR	97836-0246	2022	33	30	15	25
20243	Peace Lutheran Church	Burns	OR	97720-0627	2024	24	8	8	24
04879	Pilgrim Lutheran Church	Portland	OR	97266-2822	2024	9	4	4	23
04869	Colton Lutheran Church	Colton	OR	97017-0128	2024	32	0	14	22
04898	St Peter Lutheran Church	Tillamook	OR	97141-2429	2024	21	2	15	21
04878	Mount Carmel Lutheran Church	Portland	OR	97219-6417	2024	52	2	14	20
12939	Luther Memorial Lutheran Church	Portland	OR	97218-3543	2024	26	0	15	20

Baptized Members, Average Attendance (online and on-site), and Active Participants

1E - Oregon

CongID	Congregation Name	City	State	ZIP	Data Year	Baptized Members	Average Online Attendance	Average On-site Attendance	Active Participants
12935	Bethlehem Lutheran Church	Portland	OR	97292-3096	2021	23	19	0	19
12847	Our Redeemer Lutheran Church	Eugene	OR	97404-0570	2023	92	5	18	18
04877	Messiah Lutheran Church	Portland	OR	97223-6832	2023	63	0	13	16
04957	Our Saviour's Lutheran Church	Eugene	OR	97401-4949	2024	24	0	16	15
12997	Trinity Lutheran Church	Silverton	OR	97381-1409	2024	15	0	15	15
13017	Fir Lawn Lutheran Church	Sweet Home	OR	97386-1342	2023	11	0	52	15
13036	Grace Lutheran Church	Vale	OR	97918-1483	2024	43	4	11	14
20244	Good Shepherd Lutheran Church	Cave Junction	OR	97523-0566	2024	18	8	13	13
13034	Trinity Lutheran Church	Tulelake	CA	96134-0456	2024	23	0	5	10
12827	Faith Lutheran Church	Coquille	OR	97423-1825	2024	11	2	7	7

Baptisms by Congregation

Baptisms

1E - Oregon

CongID	Congregation Name	City	State	ZIP	Data Year	Baptisms
12844	Central Lutheran Church	Eugene	OR	97403-1366	2024	8
04881	St James Lutheran Church	Portland	OR	97201-3426	2024	7
12944	St Paul Lutheran Church	Portland	OR	97202-1674	2011	7
12797	St Matthew Lutheran Church	Beaverton	OR	97005-1917	2024	6
12943	St Luke Lutheran Church	Portland	OR	97219-1690	2024	6
30162	Community of Hope Lutheran Church	Wilsonville	OR	97070-9779	2021	6
04955	Gloria Dei Lutheran Church	Coos Bay	OR	97420-2538	2024	5
12929	Peace Lutheran Church	Pendleton	OR	97801-1579	2024	5
12996	Immanuel Lutheran Church	Silverton	OR	97381-1423	2024	5
13014	Springfield Lutheran Church	Springfield	OR	97477-4117	2024	5
04867	St Andrew Lutheran Church	Beaverton	OR	97005-0864	2022	5
04963	Faith Lutheran Church	Roseburg	OR	97470-0462	2024	4
07638	Nativity Lutheran Church	Bend	OR	97702-9738	2024	4
12793	Christ Lutheran Church	Aurora	OR	97002-9220	2024	4
12843	Bethesda Lutheran Church	Eugene	OR	97402-1752	2024	4
12870	Hope Lutheran Church	Heppner	OR	97836-0246	2022	4
04880	Salt And Light Lutheran Church	Portland	OR	97211-5509	2024	3
04886	Zion Lutheran Church	The Dalles	OR	97058-1931	2024	3
04879	Pilgrim Lutheran Church	Portland	OR	97266-2822	2024	2
04882	St Mark Lutheran Church	Portland	OR	97206-2953	2024	2
04966	St Mark Lutheran Church	Salem	OR	97301-3829	2024	2
12966	Christ The Good Shepherd Lutheran Church	Salem	OR	97301-5457	2024	2
04870	Trinity Lutheran Church	Gresham	OR	97030-7046	2024	1

Baptisms

1E - Oregon

CongID	Congregation Name	City	State	ZIP	Data Year	Baptisms
04872	Our Redeemer Lutheran Church D/B/A Spirit Of Grace	Hood River	OR	97031-9672	2024	1
04875	First Immanuel Lutheran Church	Portland	OR	97209-1213	2024	1
04884	First Lutheran Church	Saint Helens	OR	97051-1545	2024	1
04960	Hope Lutheran Church	Klamath Falls	OR	97603-6860	2024	1
07542	Prince Of Life Lutheran Church	Oregon City	OR	97045-0016	2024	1
12796	Spirit Of Grace	Beaverton	OR	97008-6565	2024	1
12868	Calvary Lutheran Church	Grants Pass	OR	97526-2213	2024	1
12888	Zion Lutheran Church	La Grande	OR	97850-2008	2024	1
12898	Macksburg Lutheran Church	Canby	OR	97013-9354	2024	1
12906	Milwaukie Lutheran Church	Milwaukie	OR	97269-2063	2024	1
12923	Zion Lutheran Church	Oregon City	OR	97045-1915	2024	1
12934	Bethel Lutheran Church	Portland	OR	97217-4427	2024	1
12951	Our Savior's Lutheran Church	Prineville	OR	97754-1717	2024	1
13036	Grace Lutheran Church	Vale	OR	97918-1483	2024	1
20242	Good Shepherd Lutheran Church	Albany	OR	97321-0141	2024	1
30045	Portland Taiwanese Lutheran Church	Beaverton	OR	97005-0864	2024	1
04873	Augustana Lutheran Church	Portland	OR	97212-3201	2023	1
04877	Messiah Lutheran Church	Portland	OR	97223-6832	2023	1
04887	Christ The King Lutheran Church	Tigard	OR	97224-2714	2022	1
12846	Good Shepherd Lutheran Church	Eugene	OR	97405-9606	2011	1
04807	Faith Lutheran Church	Clatskanie	OR	97016-0447	2024	0
04869	Colton Lutheran Church	Colton	OR	97017-0128	2024	0
04871	Calvary Lutheran Church	Hillsboro	OR	97124-2313	2024	0

Baptisms

1E - Oregon

CongID	Congregation Name	City	State	ZIP	Data Year	Baptisms
04878	Mount Carmel Lutheran Church	Portland	OR	97219-6417	2024	0
04885	Our Saviour Lutheran Church	Seaside	OR	97138-5908	2024	0
04898	St Peter Lutheran Church	Tillamook	OR	97141-2429	2024	0
04956	Grace Lutheran Church	Corvallis	OR	97330-5536	2024	0
04957	Our Saviour's Lutheran Church	Eugene	OR	97401-4949	2024	0
04958	United Lutheran Church	Eugene	OR	97405-2670	2024	0
04961	Trinity Lutheran Church	McMinnville	OR	97128-4611	2024	0
04967	Emmanuel Lutheran Church	Willamina	OR	97396-0242	2024	0
04968	Atonement Lutheran Church	Newport	OR	97365-1710	2024	0
07844	Creator Lutheran Church	Clackamas	OR	97015-7396	2024	0
12784	Faith Lutheran Church	Albany	OR	97321-2631	2024	0
12792	Peace First Lutheran Church	Astoria	OR	97103-2723	2024	0
12794	Grace First Lutheran Church	Bend	OR	97703-7195	2024	0
12811	Zoar Lutheran Church	Canby	OR	97013-4142	2024	0
12827	Faith Lutheran Church	Coquille	OR	97423-1825	2024	0
12828	Emanuel Lutheran Church	Cornelius	OR	97113-0505	2024	0
12830	Trinity Lutheran Church	Dallas	OR	97338-9245	2024	0
12845	Emmaus Lutheran Church	Eugene	OR	97402-3944	2024	0
12858	New Life Lutheran Church	Florence	OR	97439-7655	2024	0
12884	Klamath Lutheran Church	Klamath Falls	OR	97601-2515	2024	0
12891	Our Saviour Lutheran Church	Lebanon	OR	97355-1543	2024	0
12902	Ascension Lutheran Church	Medford	OR	97504-8314	2024	0
12905	Christ the King Lutheran Church	Milton Freewater	OR	97862-1409	2024	0

Baptisms

1E - Oregon

CongID	Congregation Name	City	State	ZIP	Data Year	Baptisms
12915	Faith Lutheran Church	North Bend	OR	97459-3149	2024	0
12925	Our Savior's Lutheran Church	Lake Oswego	OR	97035-0748	2024	0
12938	Gethsemane Lutheran Church	Portland	OR	97216-3911	2024	0
12939	Luther Memorial Lutheran Church	Portland	OR	97218-3543	2024	0
12945	Shepherd Of The Valley Lutheran Church	Beaverton	OR	97006-3275	2024	0
12947	Zion Lutheran Church	Port Orford	OR	97465-0797	2024	0
12958	Zion Lutheran Church	Redmond	OR	97756-0234	2024	0
12967	Holy Cross Lutheran Church	Salem	OR	97301-8736	2024	0
12997	Trinity Lutheran Church	Silverton	OR	97381-1409	2024	0
13034	Trinity Lutheran Church	Tulelake	CA	96134-0456	2024	0
13045	West Linn Lutheran Church	West Linn	OR	97068-2522	2024	0
20243	Peace Lutheran Church	Burns	OR	97720-0627	2024	0
20244	Good Shepherd Lutheran Church	Cave Junction	OR	97523-0566	2024	0
20246	Resurrection Lutheran Church	Portland	OR	97230-3104	2024	0
30002	Shepherd Of The Mountains Lutheran Church	Sunriver	OR	97707-9317	2024	0
30990	Grace And Mercy Lutheran Church	Hermiston	OR	97838-3108	2024	0
04899	Spirit Of Life Lutheran Church	Milwaukie	OR	97267-1716	2023	0
04959	Faith Lutheran Church	Junction City	OR	97448-0325	2023	0
12847	Our Redeemer Lutheran Church	Eugene	OR	97404-0570	2023	0
12899	Lutheran Church Of The Good Shepherd	Madras	OR	97741-1771	2023	0
12936	Central Lutheran Church	Portland	OR	97212-4788	2023	0
12941	Peace Lutheran Church	Portland	OR	97217-4943	2023	0
13017	Fir Lawn Lutheran Church	Sweet Home	OR	97386-1342	2023	0

Baptisms

1E - Oregon

CongID	Congregation Name	City	State	ZIP	Data Year	Baptisms
16074	Shepherd Of The Hills Lutheran Church	Sisters	OR	97759-1056	2023	0
16316	Joyful Servant Lutheran Church	Newberg	OR	97132-9563	2023	0
20248	St Timothy Lutheran Church	Portland	OR	97236-2520	2023	0
20290	Hoodland Lutheran Church	Brightwood	OR	97011-0594	2023	0
12935	Bethlehem Lutheran Church	Portland	OR	97292-3096	2021	0
13049	Immanuel Lutheran Church	Woodburn	OR	97071-3830	2020	0
31293	Story Dwelling	Bend	OR	97701	2020	0
12942	Portsmouth Trinity Lutheran Church	Portland	OR	97203-5270	2012	0

Congregation Reports

**Evangelical Lutheran Church in America
Name and Address Summary Report as of December 31, 2024**

1E Oregon Synod, ELCA

Cong ID	Congregation Name	Lang Codes	Location Address	City, State	Ministers	Year Orgn	Bapt Mbrs	Conf Mbrs	Avg Atnd On-site	Avg Atnd Online
Conference: 01 Columbia Coast										
12792	Peace First	EN	725 33rd St	Astoria, OR	Stephan M. Kienberger	1884	414	296	75	36
04807	Faith	EN	1010 NE 5th St	Clatskanie, OR		1969	91	29	30	5
04885	Our Saviour	EN	320 1st Ave	Seaside, OR	Susan Irvin	1947	151	149	49	22
04898	St Peter	EN	401 Madrona Ave	Tillamook, OR	Mary E. Peterson	1965	21	20	15	2
Conference Totals:							677	494	169	65
Conference: 02 Southern Coast										
04955	Gloria Dei	EN	1290 Thompson Rd	Coos Bay, OR		1958	159	137	54	10
12827	Faith	EN	180 N Baxter St	Coquille, OR	Gary L. Connors-Nelson	1948	11	11	7	2
12858	New Life	EN	2100 Spruce St	Florence, OR		1949	113	113	40	28
04968	Atonement	EN	2315 N Coast Hwy	Newport, OR	John Smithies	1966	105	105	62	5
12915	Faith	EN	2741 Sherman Ave	North Bend, OR		1958	51	49	32	20
12947	Zion	EN	2015 Washington St	Port Orford, OR		1955	35	23	22	0
Conference Totals:							474	438	217	65
Conference: 03 Sunset										
30045	Portland Taiwanese	TI	12405 SW Butner Rd	Beaverton, OR		1992	39	39	15	10
12945	Shepherd Of The Valley	EN	17625 NW Cornell Rd	Beaverton, OR	Henry S. Martinez	1974	103	89	46	12
12796	Spirit Of Grace	EN	7400 SW Scholls Ferry Rd	Beaverton, OR	Robyn M. Hartwig	1961	198	178	90	22
04867 *	St Andrew	EN	12405 SW Butner Rd	Beaverton, OR	Allison K. Bengfort Susan R. Werner Reiser India R. Jensen Kerr	1953	493	419	103	102
12797	St Matthew	EN	10390 SW Canyon Rd	Beaverton, OR	James W. Doherty Susan L. Best	1943	1,622	1,286	254	42
12828	Emanuel	EN	1124 S Beech St	Cornelius, OR	Katherine H. Brick	1906	317	192	24	2
04871	Calvary	EN	937 NE Jackson School Rd	Hillsboro, OR	Rachel S. Kramer	1956	100	100	43	7
04961	Trinity	EN	544 NE 2nd St	McMinnville, OR	John B. Guillory	1953	201	201	78	7
16316 *	Joyful Servant	EN	1716 N Villa Rd	Newberg, OR		1983	105	85	45	4
04887 *	Christ The King	EN SP	11305 SW Bull Mountain Rd	Tigard, OR	Dorothy M. Cottingham	1960	159	152	10	27
Conference Totals:							3,337	2,741	708	235

Code Key:

* = 2024 data not available as of report run date

**Evangelical Lutheran Church in America
Name and Address Summary Report as of December 31, 2024**

1E Oregon Synod, ELCA

Cong ID	Congregation Name	Lang Codes	Location Address	City, State	Ministers	Year Orgn	Bapt Mbrs	Conf Mbrs	Avg Atnd On-site	Avg Atnd Online
Conference: 04 Rose										
04875	First Immanuel	EN	1816 NW Irving St	Portland, OR	Christine M. Core	1879	315	257	50	39
04877 *	Messiah	FI EN	c/o Nordia House	Portland, OR		1902	63	63	13	0
04878	Mount Carmel	EN	515 SW Maplecrest Dr	Portland, OR		1951	52	52	14	2
04881	St James	EN	1315 SW Park Ave	Portland, OR	David A. Knapp	1890	214	180	93	163
12943	St Luke	EN	4945 SW California St	Portland, OR	Patti J. Welch Elizabeth G. Brashear	1943	1,238	37	200	31
04884	First	EN	360 Wyeth St	Saint Helens, OR	Robert D. Neubert	1924	201	180	54	4
Conference Totals:							2,083	769	424	239
Conference: 05 Mount Tabor										
12939	Luther Memorial	EN	4800 NE 72nd Ave	Portland, OR		1948	26	26	15	0
04882	St Mark	EN SP MA	5415 SE Powell Blvd	Portland, OR	Elizabeth A. Larsen	1924	185	180	22	6
12944 *	St Paul	EN	3880 SE Brooklyn St	Portland, OR		1889	122	106	--	--
Conference Totals:							333	312	37	6
Conference: 06 Mount Hood										
20290 *	Hoodland	EN	59151 E Highway 26	Brightwood, OR		1985	32	31	15	5
04870	Trinity	EN	507 W Powell Blvd	Gresham, OR	Aimee L. Bruno	1899	265	213	130	95
04872	Our Redeemer Lutheran Church D/B/A Spirit Of Grace	EN	1140 Tucker Rd	Hood River, OR	Miranda P. Bermes-Goller	1960	61	61	22	5
12938	Gethsemane	EN	11560 SE Market St	Portland, OR	Sara M. Samuelson	1951	159	131	60	20
04879	Pilgrim	EN	4244 SE 91st Ave	Portland, OR		1949	9	9	4	4
20246	Resurrection	EN	1700 NE 132nd Ave	Portland, OR		1981	267	245	81	33
20248 *	St Timothy	EN	14500 SE Powell Blvd	Portland, OR		1955	67	67	28	3
04886	Zion	EN	101 W 10th St	The Dalles, OR	Tyler M. Beane	1897	302	302	70	10
Conference Totals:							1,162	1,059	410	175

Code Key:

* = 2024 data not available as of report run date

**Evangelical Lutheran Church in America
Name and Address Summary Report as of December 31, 2024**

1E Oregon Synod, ELCA

Cong ID	Congregation Name	Lang Codes	Location Address	City, State	Ministers	Year Orgn	Bapt Mbrs	Conf Mbrs	Avg Atnd On-site	Avg Atnd Online
Conference: 07 Oregon Trail										
12793	Christ	EN	15029 2nd St NE	Aurora, OR	F. C. Johnson	1899	278	106	62	3
12898	Macksburg	EN	10210 S Macksburg Rd	Canby, OR		1893	66	61	27	4
12811	Zoar	EN SP	190 SW 3rd Ave	Canby, OR	Michelle E. Manicke	1892	263	263	58	18
07844	Creator	EN	13250 SE Sunnyside Rd	Clackamas, OR	Emillie Binja	1988	141	141	51	8
04869	Colton	EN	20808 S Highway 211	Colton, OR	Carl J. Hansen	1907	32	32	14	0
12925	Our Savior's	EN	15751 Quarry Rd	Lake Oswego, OR	Janell L. Monk	1948	184	182	57	12
12906	Milwaukie	EN	3810 SE Lake Rd	Milwaukie, OR	Jesse J. Christopherson	1946	250	250	67	30
04899 *	Spirit Of Life	EN	5501 SE Thiessen Rd	Milwaukie, OR		1965	67	67	43	2
07542	Prince Of Life	EN	13896 Meyers Rd	Oregon City, OR	Sena E. Norton	1981	142	139	54	15
12923	Zion	EN	720 Jefferson St	Oregon City, OR	John W. Stevens	1894	358	358	75	20
13045	West Linn	EN	20390 Willamette Dr	West Linn, OR	John R. Barton	1963	346	346	83	65
30162 *	Community of Hope	EN	27817 SW Stafford Rd	Wilsonville, OR		1992	276	276	93	108
Conference Totals:							2,403	2,221	684	285
Conference: 08 Vineyard										
12784	Faith	EN	930 Queen Ave SW	Albany, OR	Dorthy B. Nielsen	1950	75	72	24	29
20242	Good Shepherd	EN	1910 34th Ave SE	Albany, OR	Cynthia M. Robles	1967	226	191	66	0
04956	Grace	EN	435 NW 21st St	Corvallis, OR	Emerson R. Remmers	1942	435	423	78	83
12830	Trinity	EN	320 SE Fir Villa Rd	Dallas, OR		1946	240	240	105	10
12891	Our Saviour	EN	3111 S Main Rd	Lebanon, OR		1950	195	146	40	12
12966	Christ The Good Shepherd	EN	4440 State St	Salem, OR		1894	208	200	25	5
12967	Holy Cross	EN	1998 Lansing Ave NE	Salem, OR		1949	201	185	35	15
04966	St Mark	EN	Marion & Winter	Salem, OR	Zachary S. Courter	1927	570	253	86	51
12996	Immanuel	EN SP	303 N Church St	Silverton, OR	Leah L. Stolte-Doerfler	1892	944	738	157	279
12997	Trinity	EN	500 N 2nd St	Silverton, OR		1892	15	7	15	0
13017 *	Fir Lawn	EN	845 6th Ave	Sweet Home, OR		1953	11	11	52	0
04967	Emmanuel	EN	315 SW Main St	Willamina, OR		1950	140	140	15	5
13049 *	Immanuel	EN	1036 E Lincoln St	Woodburn, OR		1910	74	74	20	20
Conference Totals:							3,334	2,680	718	509

Code Key:

* = 2024 data not available as of report run date

**Evangelical Lutheran Church in America
Name and Address Summary Report as of December 31, 2024**

1E Oregon Synod, ELCA

Cong ID	Congregation Name	Lang Codes	Location Address	City, State	Ministers	Year Orgn	Bapt Mbrs	Conf Mbrs	Avg Atnd On-site	Avg Atnd Online
Conference: 09 Plum										
04873	* Augustana	EN	2710 NE 14th Ave	Portland, OR	Walter J. Knutson	1906	854	600	119	362
12934	Bethel	EN	5658 N Denver Ave	Portland, OR	Scott L. LaCross	1911	77	5	14	7
12935	* Bethlehem	EN	1244 NE Cesar E Chavez Blvd	Portland, OR		1887	23	15	0	19
12936	* Central	EN	1820 NE 21st Ave	Portland, OR	Amanda C. Llewellyn Bonnie J. Beadles-Bohling	1924	200	171	30	5
12941	* Peace	EN	2201 N Rosa Parks Way	Portland, OR		1891	71	50	22	0
12942	* Portsmouth Trinity	EN	7119 N Portsmouth Ave	Portland, OR		1908	108	67	--	--
04880	Salt And Light	EN	5431 NE 20th Ave	Portland, OR	Solveig I. Nilsen-Goodin	1920	120	70	35	3
Conference Totals:							1,453	978	220	396
Conference: 10 Emerald										
12843	Bethesda	EN	4445 Royal Ave	Eugene, OR	Thomas L. Welch	1900	196	196	60	128
12844	Central	EN	1857 Potter St	Eugene, OR	Laurie A. Jones Benjamin J. Nickodemus Clare A. Josef-Maier	1904	678	611	150	56
12845	Emmaus	EN	1250 W 18th Ave	Eugene, OR	Andrew M. Langford	1915	303	278	116	29
12846	* Good Shepherd	EN	85780 McBeth Rd	Eugene, OR		1956	141	131	--	--
12847	* Our Redeemer	EN	255 Maxwell Rd	Eugene, OR		1951	92	75	18	5
04957	Our Saviour's	EN	2200 Coburg Rd	Eugene, OR		1956	24	23	16	0
04958	United	EN	2230 Washington St	Eugene, OR	Eric J. Dull	1926	228	191	91	8
04959	* Faith	EN	920 W 6th Ave	Junction City, OR	Stuart J. Holland	1902	77	77	30	0
04963	Faith	EN	820 W Kenwood St	Roseburg, OR	Matthew L. Goodrich Janine M. Goodrich	1949	184	182	67	27
13014	Springfield	EN	1542 I St	Springfield, OR	Erik A. Post	1946	113	113	40	6
Conference Totals:							2,036	1,877	588	259
Conference: 11 Crater Lake										
20244	Good Shepherd	EN	150 Lewis Ct	Cave Junction, OR		1979	18	18	13	8
12868	Calvary	EN	909 NE A St	Grants Pass, OR	Jonathan C. Myers Jennifer L. Myers	1960	233	233	101	40
04960	Hope	EN	2314 Homedale Rd	Klamath Falls, OR	Louis J. Schneider	1952	564	530	77	17
12884	Klamath	EN	1175 Crescent Ave	Klamath Falls, OR		1937	200	185	41	8
12902	Ascension	EN	675 Black Oak Dr	Medford, OR		1957	551	551	110	20
13034	Trinity	EN	427 G St	Tulelake, CA		1962	23	14	5	0
Conference Totals:							1,589	1,531	347	93

Code Key:

* = 2024 data not available as of report run date

**Evangelical Lutheran Church in America
Name and Address Summary Report as of December 31, 2024**

1E Oregon Synod, ELCA

Cong ID	Congregation Name	Lang Codes	Location Address	City, State	Ministers	Year Orgn	Bapt Mbrs	Conf Mbrs	Avg Atnd On-site	Avg Atnd Online
Conference: 12 High Desert										
12794	Grace First	EN	2265 NW Shevlin Park Rd	Bend, OR	Andrew C. Bansemer	1916	303	132	101	40
07638	Nativity	EN SP	60850 Brosterhaus Rd	Bend, OR	Christopher T. Kramer	1982	244	207	115	40
31293	* C Story Dwelling	EN	Call For Worship Location	Bend, OR	Erika M. Spaet				30	25
20243	Peace	EN	393 West A St	Burns, OR	Matthew E. Littau	1976	24	24	8	8
12899	* Lutheran Church Of The Good Shepherd	EN	395 SE C St	Madras, OR		1953	76	76	18	5
12951	Our Savior's	EN	695 NW 3rd St	Prineville, OR		1946	135	135	62	17
12958	Zion	EN	1113 SW Black Butte Blvd	Redmond, OR		1946	271	264	125	55
16074	* Shepherd Of The Hills	EN	386 N Fir St	Sisters, OR	Ronald B. Gregg	1976	74	72	45	0
30002	Shepherd Of The Mountains	EN	18139 Cottonwood Rd	Sunriver, OR		1988	30	30	99	10
Conference Totals:							1,157	940	603	200
Conference: 13 Blue Mountain										
12870	* Hope	EN	675 S Alfalfa St	Heppner, OR		1955	33	33	15	30
30990	Grace And Mercy	EN	665 E Gladys Ave	Hermiston, OR	Weston H. Walker		58	58	44	16
12888	Zion	EN	902 4th St	La Grande, OR	Roberta L. Smythe	1890	87	65	19	4
12905	Christ the King	EN	325 SW 6th Ave	Milton Freewater, OR	Linda A. Mueller	1961	94	75	38	0
12929	Peace	EN	210 NW 9th St	Pendleton, OR	Travis C. Larsen	1892	409	409	68	27
13036	Grace	EN	602 Yakima St S	Vale, OR		1954	43	42	11	4
Conference Totals:							724	682	195	81
Synod Totals:							20,762	16,722	5,320	2,608

Language Codes:

Amharic [AM]	Cherokee [CK]	Finnish [FI]	Inupiat [IP]	Maban [MB]	Portuguese [PR]	Taiwanese [TI]
Anyuak [AN]	Creole [CL]	French [FR]	Japanese [JA]	Mandarin [MA]	Sign [SI]	Tamil [TM]
Arabic [AB]	Czech [CZ]	German [GE]	Kiswahil [KI]	Navajo [NV]	Slovak [SL]	Telugu [TE]
Batak [BA]	Danish [DA]	Haitian [HA]	Korean [KO]	Norwegian [NO]	Spanish [SP]	Thai [TH]
Burmese [BU]	Dinka [DI]	Hmong [HM]	Lakotah [LK]	Nuer [NU]	Swahili [SA]	Tigrinya [TG]
Cambodian [CA]	English [EN]	Hungarian [HG]	Lao [LS]	Oromo [OR]	Swedish [SW]	Ukrainian [UK]
Cantonese [CH]	Estonian [ES]	Indonesian [ID]	Latvian [LA]	Paute [PT]	Tagalog [TA]	Urdu [UR]
						Vietnamese [VI]

Code Key:

* = 2024 data not available as of report run date

Evangelical Lutheran Church in America
Form A - Congregation Finances as of December 31, 2024

1E Oregon Synod, ELCA

Cong ID	Congregation Name and City	Regular Giving	Total Receipts	Total Assets	Total Indebtedness	Current Operating Expenses	Mission Support	Non-Mission Support	Total Disbursements
Conference: 01 Columbia Coast									
12792	Peace First, Astoria	269,948	398,030	9,921,696	0	347,571	11,500	26,750	385,821
04807	Faith, Clatskanie	100,946	130,346	1,028,542	0	152,000	5,300	3,000	160,300
04885	Our Saviour, Seaside	159,743	192,616	1,756,575	0	155,024	18,904	4,161	178,089
04898	St Peter, Tillamook	40,586	62,822	360,829	0	45,685	2,400	4,576	70,983
	Conference Totals	\$571,223	\$783,814	\$13,067,642	\$0	\$700,280	\$38,104	\$38,487	\$795,193
Conference: 02 Southern Coast									
04955	Gloria Dei, Coos Bay	229,834	471,426	5,570,299	0	259,417	12,500	9,583	291,183
12827	Faith, Coquille	20,965	45,881	227,511	0	39,249	0	300	39,549
12858	New Life, Florence	104,273	687,730	3,886,446	0	134,999	1,600	4,256	144,537
04968	Atonement, Newport	172,488	182,959	4,558,322	138,755	266,607	10,800	7,558	350,168
12915	Faith, North Bend	83,515	153,497	1,678,355	0	158,833	4,150	17,960	214,325
12947	Zion, Port Orford	37,752	49,439	370,343	0	30,839	0	700	32,735
	Conference Totals	\$648,827	\$1,590,932	\$16,291,276	\$138,755	\$889,944	\$29,050	\$40,357	\$1,072,497
Conference: 03 Sunset									
30045	Portland Taiwanese, Beaverton	17,215	19,232	594,585	0	22,954	0	2,000	24,954
12945	Shepherd Of The Valley, Beaverton	151,620	261,476	3,533,340	0	184,856	7,592	6,961	206,653
12796	Spirit Of Grace, Beaverton	270,959	306,048	2,468,090	0	311,789	9,000	22,066	356,537
04867*	St Andrew, Beaverton	570,030	665,067	344,872	437,187	829,203	48,434	29,810	1,177,147
12797	St Matthew, Beaverton	1,178,541	1,522,320	6,622,278	0	1,263,279	39,314	156,165	1,474,921
12828	Emanuel, Cornelius	136,290	153,676	0	0	143,959	4,128	0	148,087
04871	Calvary, Hillsboro	161,671	304,994	1,853,793	0	169,308	9,134	1,945	295,879
04961	Trinity, McMinnville	78,683	106,204	3,230,320	0	129,592	6,151	0	135,743
16316*	Joyful Servant, Newberg	123,483	123,483	0	0	125,915	0	0	125,915
04887*	Christ The King, Tigard	186,215	243,360	6,364,334	0	241,035	3,615	3,745	248,395
	Conference Totals	\$2,874,707	\$3,705,860	\$25,011,612	\$437,187	\$3,421,890	\$127,368	\$222,692	\$4,194,231
Conference: 04 Rose									
04875	First Immanuel, Portland	285,632	448,517	9,189,815	0	366,158	0	0	366,158
04877*	Messiah, Portland	8,250	8,250	0	0	12,100	500	25,365	37,965
04878	Mount Carmel, Portland	75,099	114,957	222,141	0	68,221	1,200	500	79,519
04881	St James, Portland	241,170	629,369	22,824,478	47,900	499,879	30,000	71,782	653,035
12943	St Luke, Portland	1,137,051	1,225,496	1,701,106	969,909	698,440	0	100,000	991,067
04884	First, Saint Helens	202,203	279,295	2,983,474	15,125	208,901	9,900	12,762	265,305
	Conference Totals	\$1,949,405	\$2,705,884	\$36,921,014	\$1,032,934	\$1,853,699	\$41,600	\$210,409	\$2,393,049

Evangelical Lutheran Church in America
Form A - Congregation Finances as of December 31, 2024

1E Oregon Synod, ELCA

Cong ID	Congregation Name and City	Regular Giving	Total Receipts	Total Assets	Total Indebtedness	Current Operating Expenses	Mission Support	Non-Mission Support	Total Disbursements
Conference: 05 Mount Tabor									
12939	Luther Memorial, Portland	58,384	107,384	1,504,418	0	73,718	2,500	5,115	111,493
04882	St Mark, Portland	60,763	160,488	1,976,433	0	224,754	3,058	37,735	265,547
12944 *	St Paul, Portland	102,989	102,989	1,908,000	0	205,880	0	0	205,880
	Conference Totals	\$222,136	\$370,861	\$5,388,851	\$0	\$504,352	\$5,558	\$42,850	\$582,920
Conference: 06 Mount Hood									
20290 *	Hoodland, Brightwood	45,127	45,201	653,613	0	53,461	2,400	0	55,861
04870	Trinity, Gresham	442,456	563,470	4,748,559	0	417,419	15,000	23,500	491,195
04872	Our Redeemer Lutheran Church D/B/A Spirit Of Grace, Hood River	106,618	106,618	0	0	96,578	4,967	0	101,545
12938	Gethsemane, Portland	200,099	348,145	5,851,632	88,086	288,450	0	19,280	343,807
04879	Pilgrim, Portland	14,345	52,400	2,275,282	0	21,830	1,200	652	25,722
20246	Resurrection, Portland	314,287	462,759	4,692,362	74,374	359,068	8,272	5,250	427,437
20248 *	St Timothy, Portland	88,695	125,259	0	0	87,224	0	0	87,224
04886	Zion, The Dalles	168,228	225,788	4,860,817	0	176,533	14,605	12,994	232,071
	Conference Totals	\$1,379,855	\$1,929,640	\$23,082,265	\$162,460	\$1,500,563	\$46,444	\$61,676	\$1,764,862
Conference: 07 Oregon Trail									
12793	Christ, Aurora	217,875	266,420	4,118,863	78,654	220,000	4,450	25,575	277,216
12898	Macksburg, Canby	142,920	160,221	1,220,312	0	95,314	2,400	2,079	99,793
12811	Zoar, Canby	243,502	280,558	2,945,687	0	258,821	12,000	400	271,221
07844	Creator, Clackamas	186,285	186,285	0	0	149,230	8,125	0	157,355
04869	Colton, Colton	40,056	118,974	1,500,570	0	117,919	0	0	117,919
12925	Our Savior's, Lake Oswego	272,812	334,456	1,402,958	0	361,516	5,500	22,175	394,758
12906	Milwaukie, Milwaukie	267,284	354,843	2,033,835	0	232,648	7,000	1,400	261,995
04899 *	Spirit Of Life, Milwaukie	148,859	169,468	1,216,526	0	160,656	13,676	2,771	186,653
07542	Prince Of Life, Oregon City	205,119	224,007	2,648,358	0	160,935	20,613	3,535	185,083
12923	Zion, Oregon City	226,790	238,790	4,876,082	0	226,790	5,400	440	232,630
13045	West Linn, West Linn	393,019	484,812	2,673,443	0	365,643	40,302	26,372	495,391
30162 *	Community of Hope, Wilsonville	559,932	673,730	3,326,625	797,091	581,969	4,743	41,707	780,789
	Conference Totals	\$2,904,453	\$3,492,564	\$27,963,259	\$875,745	\$2,931,441	\$124,209	\$126,454	\$3,460,803
Conference: 08 Vineyard									
12784	Faith, Albany	64,418	136,712	719,309	0	128,182	3,784	5,998	137,964
20242	Good Shepherd, Albany	188,490	265,000	1,070,937	51,960	175,818	6,600	0	218,468
04956	Grace, Corvallis	278,821	325,042	4,895,387	246,163	251,032	18,667	29,429	300,209
12830	Trinity, Dallas	353,660	477,443	278,000	0	280,119	0	0	280,119
12891	Our Saviour, Lebanon	141,725	161,666	4,345,550	0	135,440	6,000	12,676	154,116

**Evangelical Lutheran Church in America
Form A - Congregation Finances as of December 31, 2024**

1E Oregon Synod, ELCA

Cong ID	Congregation Name and City	Regular Giving	Total Receipts	Total Assets	Total Indebtedness	Current Operating Expenses	Mission Support	Non-Mission Support	Total Disbursements
12966	Christ The Good Shepherd, Salem	127,622	179,325	3,349,973	54,198	163,966	2,808	7,748	197,041
12967	Holy Cross, Salem	116,138	168,430	1,850,388	0	177,853	3,600	2,979	190,402
04966	St Mark, Salem	328,912	677,542	11,242,957	0	367,269	18,000	45,907	473,378
12996	Immanuel, Silverton	390,961	515,661	3,530,000	0	404,808	27,367	50,970	483,145
12997	Trinity, Silverton	41,413	41,413	3,175,464	0	121,104	2,000	1,700	160,804
13017*	Fir Lawn, Sweet Home	50,570	50,570	0	0	67,723	0	0	67,723
04967	Emmanuel, Willamina	51,851	52,759	0	0	39,837	1,000	0	43,890
13049*	Immanuel, Woodburn	125,602	145,374	2,750,000	0	162,000	2,300	2,400	166,700
	Conference Totals	\$2,260,183	\$3,196,937	\$37,207,965	\$352,321	\$2,475,151	\$92,126	\$159,807	\$2,873,959

Conference: 09 Plum

04873*	Augustana, Portland	393,758	443,731	6,877,626	168,791	492,474	14,000	22,449	702,862
12934	Bethel, Portland	86,387	105,792	2,195,336	0	130,311	2,500	1,000	133,811
12935*	Bethlehem, Portland	11,005	11,360	28,692	0	6,041	500	5,441	11,982
12936*	Central, Portland	149,025	378,711	3,712,735	0	341,171	7,000	6,989	360,657
12941*	Peace, Portland	97,369	97,369	0	0	107,192	0	0	107,192
12942*	Portsmouth Trinity, Portland	17,564	56,220	1,193,450	0	75,590	1,000	650	77,240
04880	Salt And Light, Portland	96,505	197,034	1,315,550	0	98,054	2,475	0	100,529
	Conference Totals	\$851,613	\$1,290,217	\$15,323,389	\$168,791	\$1,250,833	\$27,475	\$36,529	\$1,494,273

Conference: 10 Emerald

12843	Bethesda, Eugene	384,349	392,599	300,001	0	436,445	0	0	436,445
12844	Central, Eugene	920,982	1,358,285	15,577,591	0	996,789	39,350	9,737	1,082,012
12845	Emmaus, Eugene	320,427	407,287	4,862,439	0	337,353	31,161	16,662	428,809
12846*	Good Shepherd, Eugene	58,266	64,357	777,291	0	61,775	500	105	62,380
12847*	Our Redeemer, Eugene	79,155	79,155	0	0	106,565	0	0	106,565
04957	Our Saviour's, Eugene	60,766	102,917	92,754	0	81,302	3,000	7,607	121,109
04958	United, Eugene	262,638	343,643	6,239,491	0	282,587	20,620	10,418	337,527
04959*	Faith, Junction City	118,743	118,743	0	0	122,216	0	0	122,216
04963	Faith, Roseburg	208,593	247,593	1,124,000	0	217,000	17,123	19,937	265,060
13014	Springfield, Springfield	149,999	156,970	4,082,745	0	177,881	3,300	14,700	255,862
	Conference Totals	\$2,563,918	\$3,271,549	\$33,056,312	\$0	\$2,819,913	\$115,054	\$79,166	\$3,217,985

Conference: 11 Crater Lake

20244	Good Shepherd, Cave Junction	61,694	81,194	1,054,651	0	57,779	0	22,922	80,701
12868	Calvary, Grants Pass	401,747	450,602	1,906,464	0	237,521	0	47,893	285,414
04960	Hope, Klamath Falls	193,201	292,335	2,623,127	0	283,662	2,500	0	286,922
12884	Klamath, Klamath Falls	88,978	94,114	2,269,437	0	44,009	8,400	8,073	60,482
12902	Ascension, Medford	370,347	518,518	4,205,088	0	313,679	45,276	68,849	435,480

**Evangelical Lutheran Church in America
Form A - Congregation Finances as of December 31, 2024**

1E Oregon Synod, ELCA

Cong ID	Congregation Name and City	Regular Giving	Total Receipts	Total Assets	Total Indebtedness	Current Operating Expenses	Mission Support	Non-Mission Support	Total Disbursements
13034	Trinity, Tulelake	10,345	11,223	1,236,149	0	13,234	0	401	13,635
	Conference Totals	\$1,126,312	\$1,447,986	\$13,294,916	\$0	\$949,884	\$56,176	\$148,138	\$1,162,634
Conference: 12 High Desert									
12794	Grace First, Bend	445,466	534,529	3,461,646	889,770	368,675	7,920	7,845	542,162
07638	Nativity, Bend	404,577	646,593	2,809,627	69,174	399,799	23,942	0	616,750
31293 *C	Story Dwelling, Bend	40,000	125,000	45,000	0	111,000	4,000	6,000	121,000
20243	Peace, Burns	7,765	7,765	0	0	48,493	0	0	48,493
12899 *	Lutheran Church Of The Good Shepherd, Madras	58,037	73,508	1,287,259	0	66,287	640	514	67,441
12951	Our Savior's, Prineville	105,537	147,350	1,967	0	71,557	6,111	3,432	123,041
12958	Zion, Redmond	366,742	578,872	1,904,152	1	339,748	16,414	29,104	476,838
16074 *	Shepherd Of The Hills, Sisters	125,000	125,000	1,500,000	0	125,000	6,000	0	131,000
30002	Shepherd Of The Mountains, Sunriver	19,110	23,477	4,367,611	742,004	374,425	2,867	119,800	670,307
	Conference Totals	\$1,572,234	\$2,262,094	\$15,377,262	\$1,700,949	\$1,904,984	\$67,894	\$166,695	\$2,797,032
Conference: 13 Blue Mountain									
12870 *	Hope, Heppner	43,492	104,402	412,256	0	73,600	3,960	15,789	93,349
30990	Grace And Mercy, Hermiston	64,513	65,600	158,494	0	57,542	5,204	1,290	64,036
12888	Zion, La Grande	59,756	67,119	1,595,914	0	91,812	5,000	7,035	122,842
12905	Christ the King, Milton Freewater	68,875	70,928	176,476	0	69,027	0	1,052	70,079
12929	Peace, Pendleton	202,284	213,778	1,682,199	14,579	202,284	9,706	11,206	229,959
13036	Grace, Vale	31,404	40,828	434,769	0	9,902	2,000	1,267	13,169
	Conference Totals	\$470,324	\$562,655	\$4,460,108	\$14,579	\$504,167	\$25,870	\$37,639	\$593,434
	Synod Totals	\$19,395,190	\$26,610,993	\$266,445,871	\$4,883,721	\$21,707,101	\$796,928	\$1,370,899	\$26,402,872

1E Oregon Synod, ELCA

Summary of Membership Statistics Totals -- End of Year	2023	2024	Change	Percent	Analysis of Attendance	2023	2024
Congregations	107	100	-7	-6.54	Avg. # weeks congregations worshipped (on-site)	42	47
Congregations - Organized	106	99	-7	-6.60	Avg. # weeks congregations worshipped (online)	33	40
Congregations - Under Development	1	1	0	0.00	Total avg. weekly worship attendance (on-site)	4,880	5,320
Congregations - Filed Form A	78	77	-1	-1.28	Total avg. weekly worship attendance (online)	2,582	2,608
Baptized Members	22,764	20,762	-2,002	-8.79	Avg. att. per congregation (on-site)	52	55
Average Baptized Members per Congregation	215	210	-5	-2.35	Avg. att. per congregation (online)	32	31
Confirmed Members	17,870	16,722	-1,148	-6.42	Average att. as a percentage of baptized membership (on-site)	21.44	25.62
Average Confirmed Members per Congregation	169	169	0	0.19	Average att. as a percentage of baptized membership (online)	11.34	12.56
Analysis of Membership Gains and Losses							
Baptized Members -- Received							
By Baptism - Children Under Age 16	123	100	-23	-18.70			
By Baptism - Adults Age 16 and Older	17	20	3	17.65			
By Affirmation of Faith	329	278	-51	-15.50			
By Transfer	201	214	13	6.47			
From Other Sources and Stat Adjs	148	171	23	15.54			
Baptized Members -- Total Received	818	783	-35	-4.28			
Baptized Members -- Removed							
By Death	334	302	-32	-9.58			
By Transfer	128	101	-27	-21.09			
For Other Reasons and Stat Adjs	1,413	2,213	800	56.62			
Baptized Members -- Total Removed	1,875	2,616	741	39.52			
Baptized Members Confirmed	41	64	23	56.10			
Active Participants	13,849	12,819	-1,030	-7.44			

1E Oregon Synod, ELCA

Summary of Financial Statistics	2023	2024	Change	Percent	Statistical Analysis	
Totals -- End of Year					Averages per Congregation Reporting	
Total Receipts	25,194,060	26,610,993	1,416,933	5.62	Total Receipts (/100)	266,109.93
Total Disbursements **	27,822,293	26,402,872	-1,419,421	-5.10	Total Disburse (/100)	264,028.72
Total Indebtedness on Dec 31	5,574,692	4,883,721	-690,971	-12.39	Total Indebtedness (/18)	271,317.83
Projected Mission Support	1,264,325	890,819	-373,506	-29.54		
Average Total Giving / Bapt Member	953.86	1071.50	117.64	12.33	Percent Congs With No Debt	82.00
Average Total Giving / Conf Member	1215.09	1330.38	115.29	9.49		
Detail of Financial Statistics - Receipts						
Regular Giving	19,172,884	19,395,190	222,306	1.16		
Designated Giving	2,540,817	2,851,381	310,564	12.22		
Earned Income (any source)	1,733,191	1,953,414	220,223	12.71		
Grants (any source)	579,039	386,722	-192,317	-33.21		
All Other Receipts	1,168,129	2,024,286	856,157	73.29		
Detail of Financial Statistics - Disbursements					Percent of Total Disbursements	
Current Operating Expenses	21,550,848	21,707,101	156,253	0.73	Current Operating Expenses	82.21
Capital Improvements	1,920,165	1,032,295	-887,870	-46.24	Capital Improvements	3.91
Payments on Debts	1,433,240	1,042,812	-390,428	-27.24	Payments on Debts	3.95
Mission Support	843,209	796,928	-46,281	-5.49	Mission Support	3.02
Other Synod Benevolence	238,042	178,339	-59,703	-25.08	Other Synod Benevolence	0.68
Other CWO Benevolence	62,106	36,580	-25,526	-41.10	Other CWO Benevolence	0.14
Benevolence - Another Country	119,014	116,064	-2,950	-2.48	Benevolence - Another Country	0.44
Benevolence - Camps	28,634	25,934	-2,700	-9.43	Benevolence - Camps	0.10
Benevolence - Campus Ministry	24,003	14,444	-9,559	-39.82	Benevolence - Campus Ministry	0.05
Benevolence - Colleges	12,880	250	-12,630	-98.06	Benevolence - Colleges	0.00
Benevolence - Seminaries	32,594	43,466	10,872	33.36	Benevolence - Seminaries	0.16
Benevolence - Social Service	435,968	506,971	71,003	16.29	Benevolence - Social Service	1.92
Benevolence - Direct Recipient	416,104	448,851	32,747	7.87	Benevolence - Direct Recipient	1.70
Subtotal Non-Mission Supt Benev	1,369,345	1,370,899	1,554	0.11	Subtotal Non-Mission Supt Benev	5.19
Other Expenses & Realized Losses	705,486	452,837	-252,649	-35.81	Other Expenses & Realized Losses	1.72

** Total Disbursements may not equal the sum of the disbursements details reported due to previous data not being included in the detail listing.

1E Oregon Synod, ELCA

Congregations Reporting Ethnic Active Participants					Percent of Congregations Reporting Ethnic Active Participants
	2023	2024	Change	Percent	
African American/Black	31	29	-2	-6.45	African American/Black 29.00
African National/African Caribbean	8	7	-1	-12.50	African National/African Caribbean 7.00
American Indian/Alaska Native	20	20	0	0.00	American Indian/Alaska Native 20.00
Arab/Middle Eastern	5	5	0	0.00	Arab/Middle Eastern 5.00
Asian/Pacific Islander	42	38	-4	-9.52	Asian/Pacific Islander 38.00
Latino/Hispanic	36	34	-2	-5.56	Latino/Hispanic 34.00
Multiracial	28	29	1	3.57	Multiracial 29.00
White	103	96	-7	-6.80	White 96.00

Total Ethnic Active Participants					Percent Ethnic Active Participants
	2023	2024	Change	Percent	
African American/Black	124	120	-4	-3.23	African American/Black 0.95
African National/African Caribbean	18	12	-6	-33.33	African National/African Caribbean 0.09
American Indian/Alaska Native	101	81	-20	-19.80	American Indian/Alaska Native 0.64
Arab/Middle Eastern	18	16	-2	-11.11	Arab/Middle Eastern 0.13
Asian/Pacific Islander	218	185	-33	-15.14	Asian/Pacific Islander 1.46
Latino/Hispanic	233	249	16	6.87	Latino/Hispanic 1.97
Multiracial	329	340	11	3.34	Multiracial 2.69
White	12,607	11,651	-956	-7.58	White 92.07

1E Oregon Synod, ELCA

(77 Congs Filed)

C31 Languages in which Liturgies are Regularly Conducted

Amharic	Estonian	Lao	Swahili
Anyuak	Finnish 1	Latvian	Swedish
Arabic	French	Maban	Tagalog
Batak	German	Mandarin 1	Taiwanese 1
Burmese	Haitian	Navajo	Tamil
Cambodian	Hmong	Norwegian	Telugu
Cantonese	Hungarian	Nuer	Thai
Cherokee	Indonesian	Oromo	Tigrinya
Creole	Inupiat	Paiute	Ukrainian
Czech	Japanese	Portuguese	Urdu
Danish	Kiswahili	Sign	Vietnamese
Dinka	Korean	Slovak	
English 99	Lakotah	Spanish 5	

C32 Disability Assistance Provided

Wheelchair Accessibility	81
Braille Worship Materials	7
Large Print Worship Materials	65
Assistive Hearing Devices	47
Sign Language Interpreters	2
Mental Health Ministries	10
Ministry with People with Developmental Disabilities	7
Specialized Faith Formation for Children or Adults (ADHD, autism, dyslexia, etc.)	4
No Response to Any	13

Evangelical Lutheran Church in America
Summary of Congregations That Did Not File 2024 Report Form A

1E Oregon Synod, ELCA

Last Year Filed	Cong ID	Cong Status	Baptized Members	Congregation Name	City, State	Minister	Phone
2011	12846	Org	141	Good Shepherd	Eugene, OR		(541)343-9170
2011	12944	Org	122	St Paul	Portland, OR		(503)236-2389
2012	12942	Org	108	Portsmouth Trinity	Portland, OR		(503)289-6878
2020	13049	Org	74	Immanuel	Woodburn, OR		(503)981-1036
2020	31293	CUD		Story Dwelling	Bend, OR	Erika M. Spaet	(973)975-7740
2021	12935	Org	23	Bethlehem	Portland, OR		
2021	30162	Org	276	Community of Hope	Wilsonville, OR		(503)682-8855
2022	04867	Org	493	St Andrew	Beaverton, OR	Allison K. Bengfort	(503)646-0629
2022	04887	Org	159	Christ The King	Tigard, OR	Dorothy M. Cottingham	(503)639-2789
2022	12870	Org	33	Hope	Heppner, OR		(541)676-9970
2023	04873	Org	854	Augustana	Portland, OR	Walter J. Knutson	(503)288-6174
2023	04877	Org	63	Messiah	Portland, OR		(971)447-2995
2023	04899	Org	67	Spirit Of Life	Milwaukie, OR		(503)659-0990
2023	04959	Org	77	Faith	Junction City, OR	Stuart J. Holland	(541)998-2601
2023	12847	Org	92	Our Redeemer	Eugene, OR		(541)688-2027
2023	12899	Org	76	Lutheran Church Of The Good Shepherd	Madras, OR		(541)475-3578
2023	12936	Org	200	Central	Portland, OR	Amanda C. Llewellyn	(503)284-2331
2023	12941	Org	71	Peace	Portland, OR		(503)289-1070
2023	13017	Org	11	Fir Lawn	Sweet Home, OR		(541)367-3642
2023	16074	Org	74	Shepherd Of The Hills	Sisters, OR	Ronald B. Gregg	(541)549-5831
2023	16316	Org	105	Joyful Servant	Newberg, OR		(503)538-0475
2023	20248	Org	67	St Timothy	Portland, OR		(503)761-8202
2023	20290	Org	32	Hoodland	Brightwood, OR		(503)622-3916

Synod Total: 23 Congregation(s)