

2024

Synod Data Toolkit

Northwest Intermountain
Synod (1D)

Office of the Secretary
December 2025



Evangelical
Lutheran Church
in America

This page intentionally left blank.

Table of Contents

03

Synod Summary

05

Synod Trend Tables & Charts

18

Baptized Members, Average Attendance, and Active Participants

23

Baptisms by Congregation

28

Congregation Reports

Summary of Membership, Participation, and Attendance

1D - Northwest Intermountain

Baptized membership has declined 29% over the past eight years, changing from 21,088 in 2017 to 15,064 in 2024. Over this same time period, the overall ELCA baptized membership decreased 23%.

Since 2017, **active participation** has shrunk 13%, moving from 12,930 to 11,264 with a drop of 665 in the most recent year. When looking at participation changes between 2020 and 2024 there was a 40% decrease. Since 2017, active participation in the ELCA overall has decreased by 38% (approximately 5% per year). Since 2020, active participation has decreased at a slightly slower rate of 16% (approximately 4% per year).

In-person worship attendance has declined 37% from 6,629 in 2017 to 4,196 in 2024. Some of this decline is made up by attenders worshiping online (1,452 in 2024). It is important to note that beginning in 2020, congregations were asked specifically about their in-person and online worship attendance separately. In-person worship attendance has increased 22% since 2020 from 3,448 to 4,196 in 2024. Since 2020, the overall ELCA in-person worship attendance increased 30% from 404,611 to 525,792 in 2024.

Summary of Finances

1D - Northwest Intermountain

Regular giving has risen by 4% since 2017, moving from \$13,941,029 in 2017 to \$14,446,170 in 2024. Over this period, inflation was 28%. Since 2020, regular giving has decreased by 1% in the synod and decreased by 2.5% in the ELCA overall; inflation was 21% during this time period.

Mission support has decreased 2% since 2017, from \$786,303 to \$774,197 in 2024. The ELCA overall experienced a 12% decline over the same period. Since 2020, mission support has increased by 3% in the synod and decreased by 7% in the ELCA overall.

Operating expenses have increased by 5%, standing at \$13,775,640 in 2024 compared to \$13,091,062 in 2017. They have increased by 4% for the ELCA overall during this time. Since 2020, operating expenses have increased by 6% in the synod and increased 8% in the ELCA overall.

Synod Trend Tables and Charts

- Synod Trend Tables
- Synod Trend Charts
- Congregations by Size
- Growth & Decline Tables

Annual Congregation Report

Trends for 1D - Northwest Intermountain

	2017	2018	2019	2020	2021	2022	2023	2024
Number of Organized Congregations	89	89	89	89	88	88	86	82
Baptized Membership	21,088	20,231	19,446	18,704	17,040	16,499	15,758	15,064
Members Received By:								
Baptism: Children	207	173	162	65	89	94	112	106
Baptism: Adults	28	28	19	9	11	23	31	27
Affirmation of Faith	225	294	315	132	131	174	153	204
Transfer	269	247	189	86	115	172	161	168
Other and Statistical Adjustment	92	48	56	29	26	44	41	46
Members Removed By:								
Death	329	262	262	311	291	262	247	224
Transfer	166	186	150	125	178	134	145	136
Other and Statistical Adjustment	849	1,324	947	674	1,378	703	556	527
Baptized Members Confirmed	109	110	103	59	97	76	78	60
Confirmed Members	16,664	17,122	16,524	15,584	14,361	13,649	13,548	12,974
Active Participants	12,930	20,778	20,563	18,860	17,156	17,329	11,929	11,264
Average Attendance	6,629	6,627	6,334	Not collected	Not collected	Not collected	Not collected	Not collected
Average Attendance - On-site				3,448	3,121	3,601	4,078	4,196
Average Attendance - Online				7,305	3,879	2,745	1,992	1,452
Racial/Ethnic Composition of Active Participants								
African American/Black	80	107	112	145	101	71	74	78
African National/African Caribbean	13	30	43	20	60	60	59	57
American Indian/Alaska Native	40	57	46	47	38	37	65	56
Arab/Middle Eastern	6	15	14	14	13	16	7	8
Asian/Pacific Islander	86	107	107	62	62	63	86	80
Multi-Racial/Multi-Ethnic	53	235	244	180	204	199	133	200
Other	34	26	Omitted	Omitted	Omitted	Omitted	Omitted	Omitted
Hispanic/Latino	260	341	322	262	230	234	402	427
White	11,952	20,323	19,763	18,846	16,585	16,590	11,090	9,967

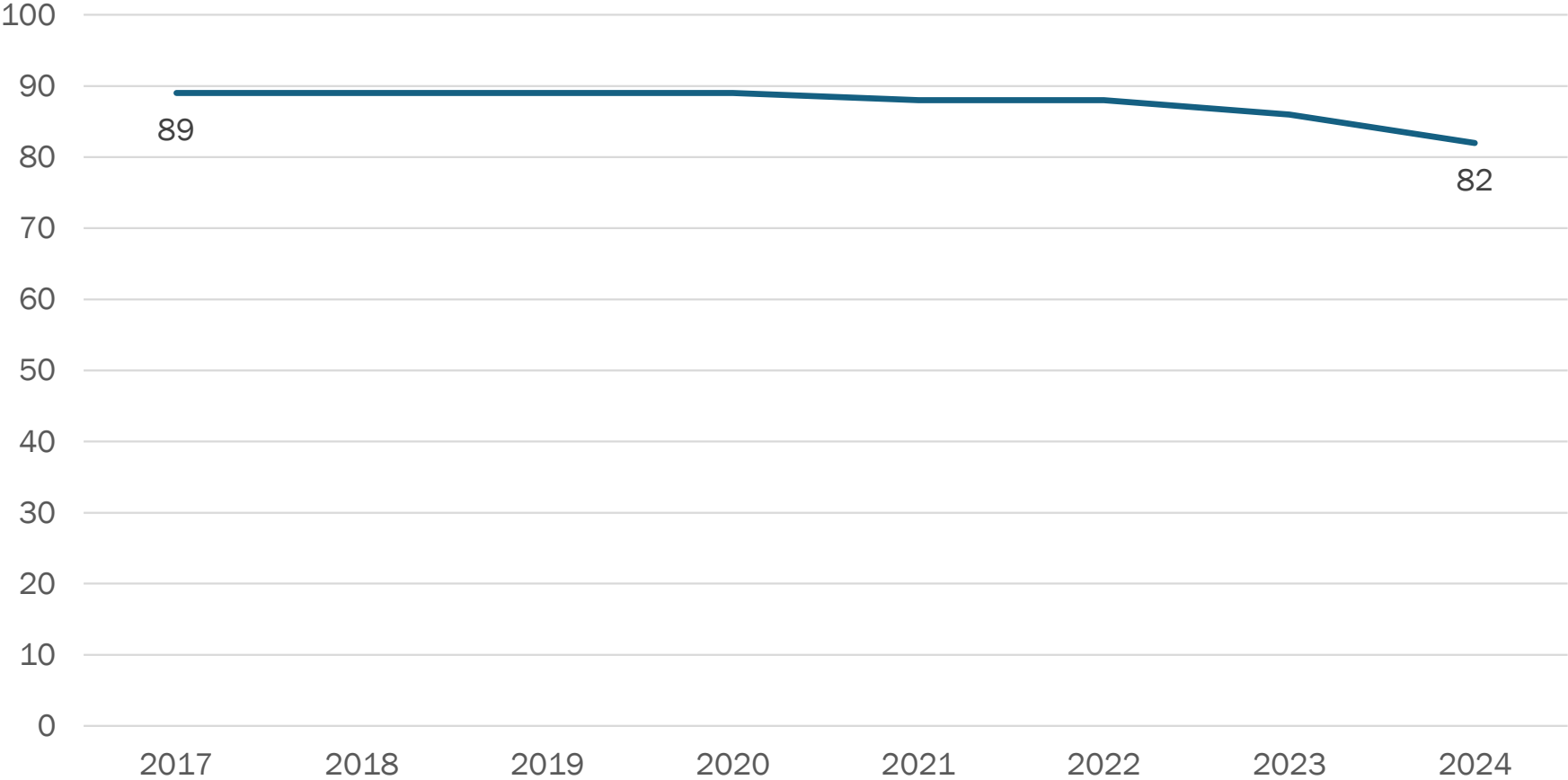
Annual Congregation Report

Trends for 1D - Northwest Intermountain

	2017	2018	2019	2020	2021	2022	2023	2024
Regular Giving by Members	\$13,941,029	\$14,953,619	\$14,885,916	\$14,569,914	\$14,527,044	\$14,463,415	\$14,642,696	\$14,446,170
Designated Giving by Members	\$2,038,330	\$2,046,002	\$2,205,442	\$2,363,574	\$2,935,302	\$1,569,399	\$1,563,741	\$1,912,987
Earned Income (any source)	\$928,937	\$712,642	\$692,919	\$978,009	\$992,151	\$742,435	\$816,075	\$943,068
Grants & Partnership Support	\$253,002	\$193,594	\$196,072	\$713,386	\$305,035	\$284,383	\$133,142	\$113,305
Other Receipts	\$453,577	\$644,848	\$551,910	\$5,962,750	\$2,499,255	\$441,854	\$549,785	\$1,150,526
Total Receipts	\$17,614,875	\$18,550,705	\$18,532,259	\$24,587,633	\$21,258,787	\$17,501,486	\$17,705,439	\$18,566,056
Total Indebtedness	\$5,241,443	\$18,495,245	\$17,529,274	\$19,797,740	\$19,348,865	\$18,046,816	\$17,565,154	\$16,019,956
Intended Mission Support	\$1,455,477	\$771,652	\$891,569	\$903,938	\$868,669	\$777,855	\$847,716	\$853,560
Current Operating Expenses	\$13,091,062	\$13,456,079	\$13,425,440	\$13,025,690	\$13,218,342	\$13,429,424	\$13,303,462	\$13,775,640
Capital Improvements	\$478,190	\$1,797,595	\$883,284	\$4,745,357	\$3,207,348	\$836,794	\$565,782	\$1,130,054
Payments on Debt	\$1,028,788	\$857,833	\$1,020,133	\$838,360	\$714,493	\$1,317,038	\$882,501	\$1,247,416
Mission Support	\$786,303	\$796,226	\$813,433	\$753,220	\$769,727	\$755,673	\$779,157	\$774,197
as % of Total Disbursements	4.79	4.42	4.78	3.67	3.8	4.3	4.73	4.24
as % of Regular Giving	5.64	5.32	5.46	5.17	5.30	5.22	5.32	5.36
Other Benevolence sent directly:								
To the synod	\$118,127	\$129,200	\$119,507	\$213,162	\$93,719	\$102,295	\$78,365	\$143,598
To the churchwide organization	\$49,478	\$42,736	\$34,714	\$83,692	\$39,999	\$80,878	\$57,887	\$50,564
For activity in another country	\$58,520	\$36,984	\$33,153	\$51,666	\$44,429	\$69,339	\$34,230	\$165,571
To camps	\$61,198	\$100,855	\$69,652	\$73,474	\$56,152	\$67,512	\$52,268	\$56,292
To colleges	\$16,249	\$9,764	\$11,012	\$5,503	\$20,472	\$12,327	\$7,054	\$10,200
To seminaries	\$6,741	\$8,892	\$11,322	\$8,932	\$9,060	\$7,609	\$13,300	\$1,000
To social service organizations	\$143,044	\$162,247	\$191,103	\$137,456	\$228,978	\$215,288	\$152,445	\$160,065
To campus ministry	\$24,757	\$32,943	\$31,311	\$34,466	\$19,987	\$15,997	\$17,865	\$13,634
All other benevolence	\$258,412	\$364,362	\$223,497	\$396,249	\$227,476	\$249,567	\$450,819	\$282,366
Non-mission support benevolence	\$747,177	\$898,634	\$725,271	\$1,004,600	\$740,272	\$820,812	\$864,233	\$883,290
Other expenses	\$295,130	\$211,141	\$160,956	\$138,542	\$167,051	\$394,347	\$67,146	\$466,469
Sum of Disbursements	\$16,426,650	\$18,017,508	\$17,032,303	\$20,509,555	\$18,821,019	\$17,557,874	\$16,466,067	\$18,280,852

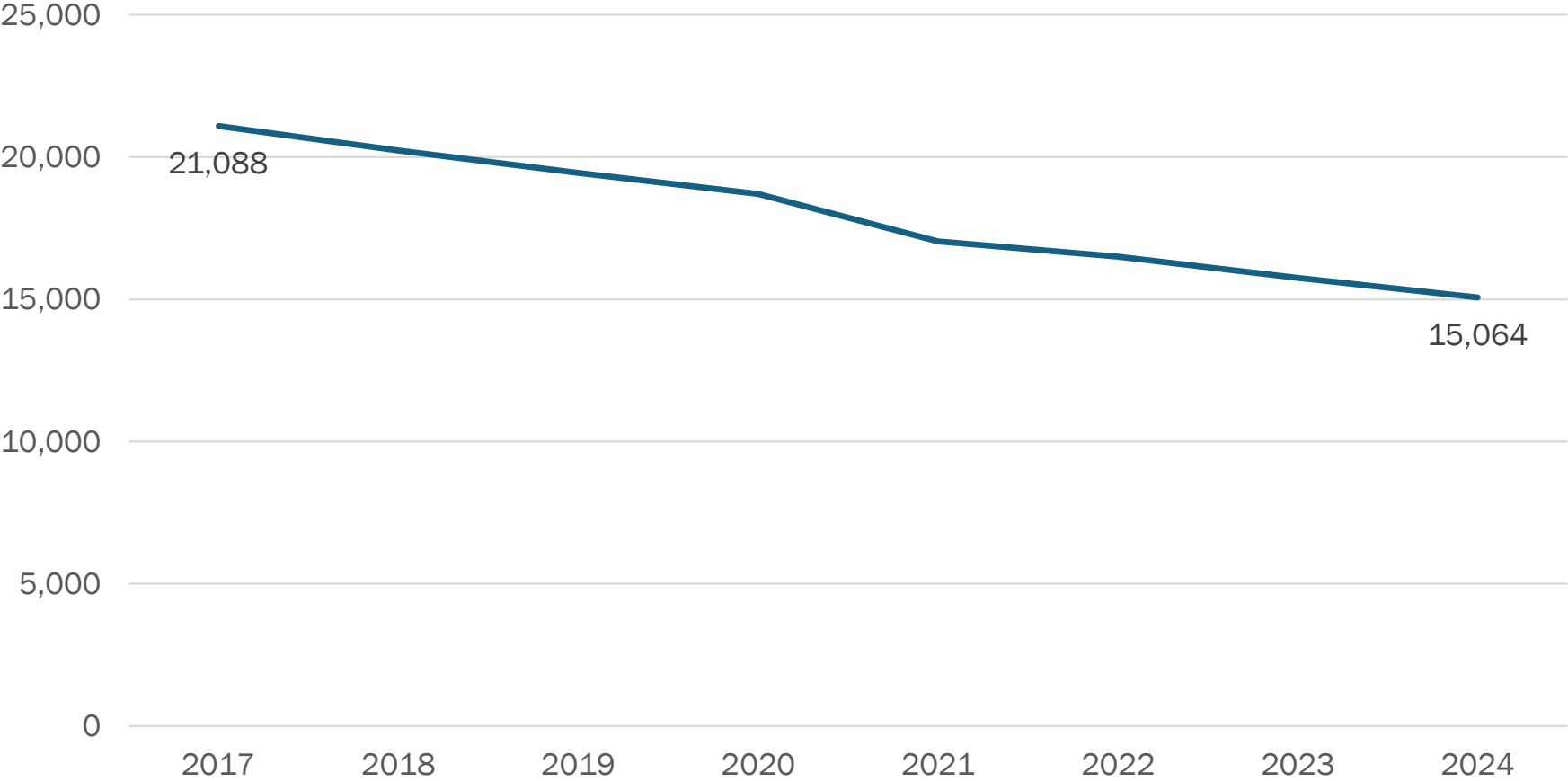
Number of Organized Congregations (2017-2024)

Northwest Intermountain Synod (1D)



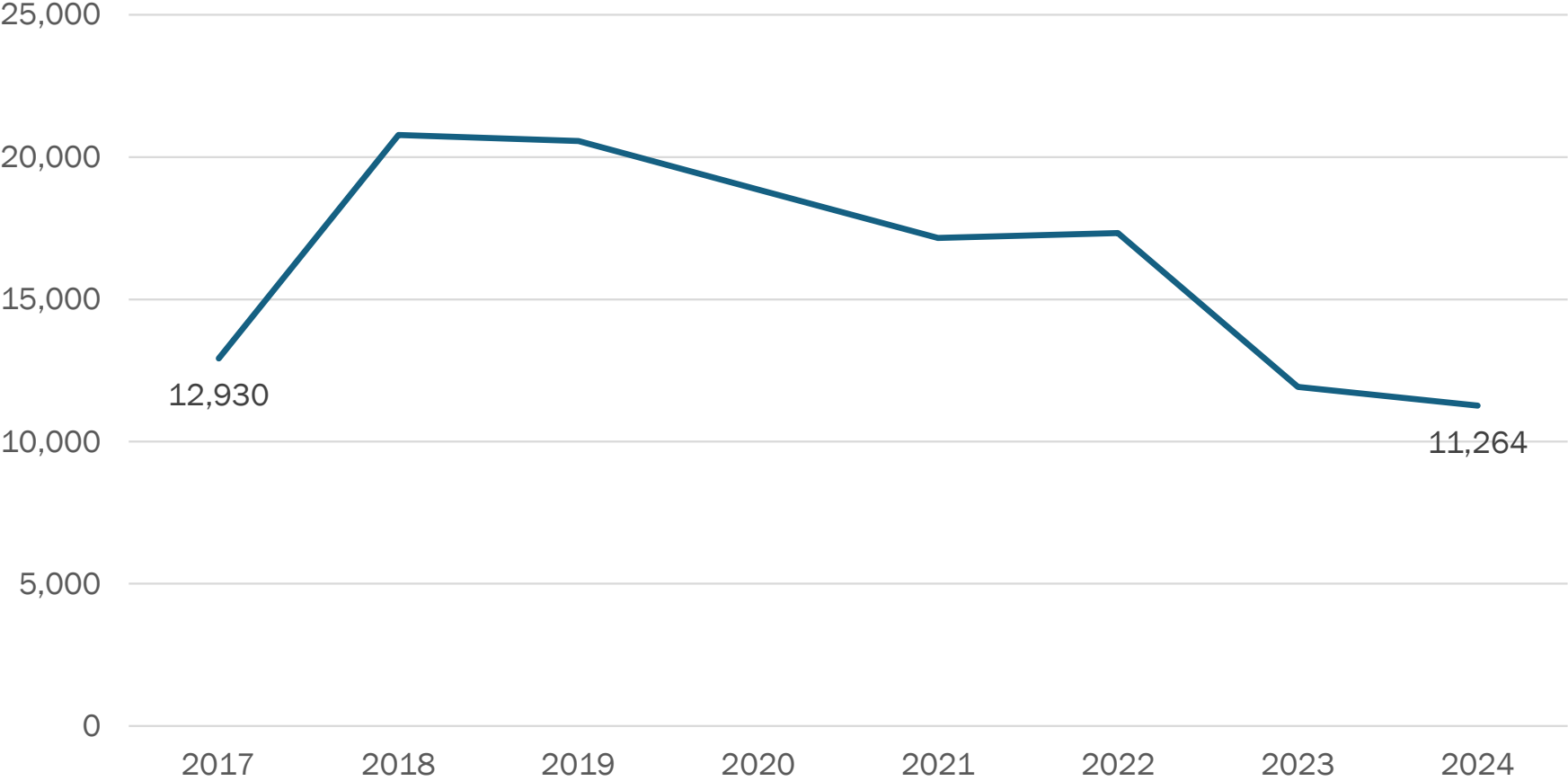
Baptized Membership (2017-2024)

Northwest Intermountain Synod (1D)



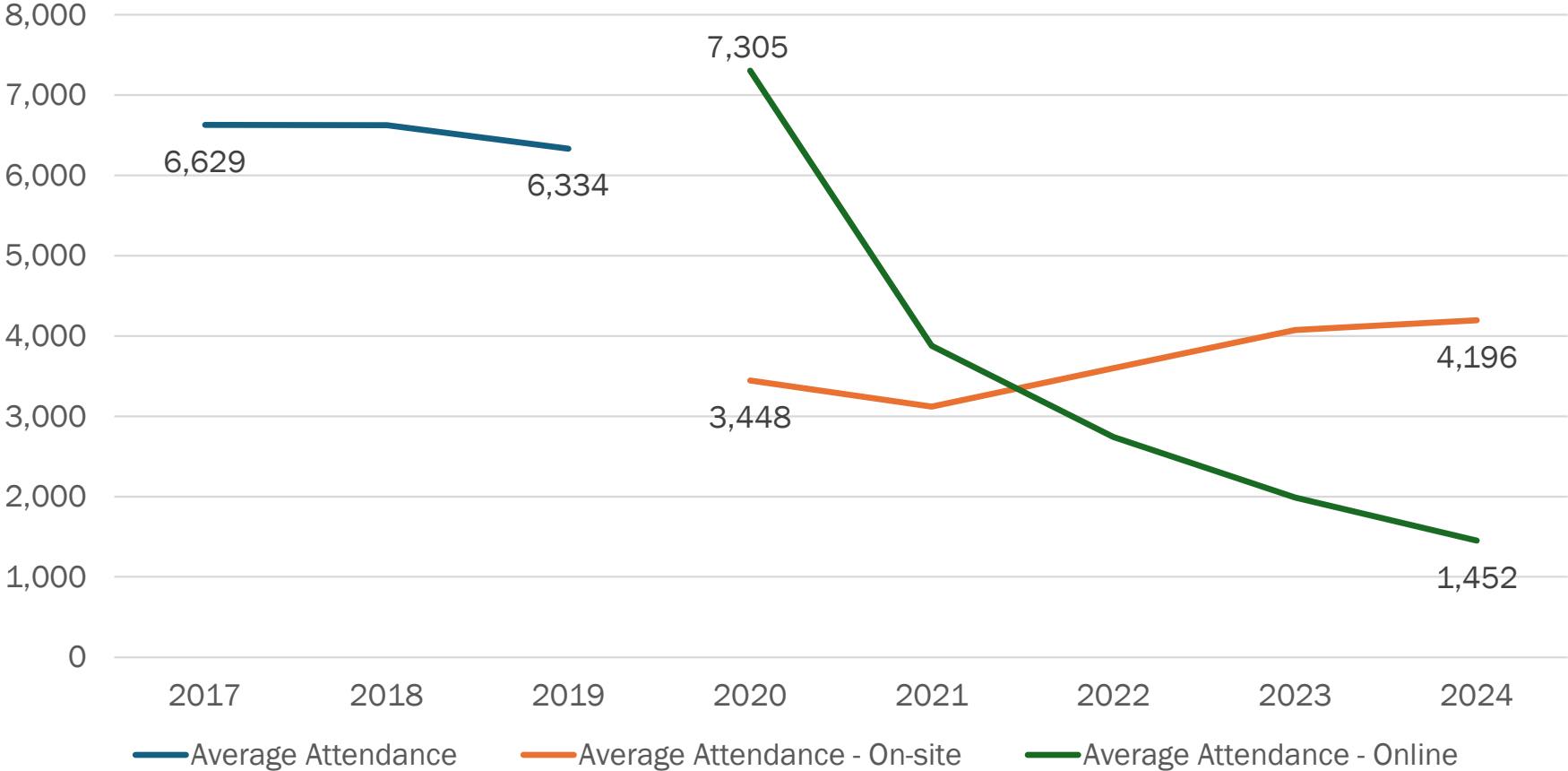
Active Participants (2017-2024)

Northwest Intermountain Synod (1D)



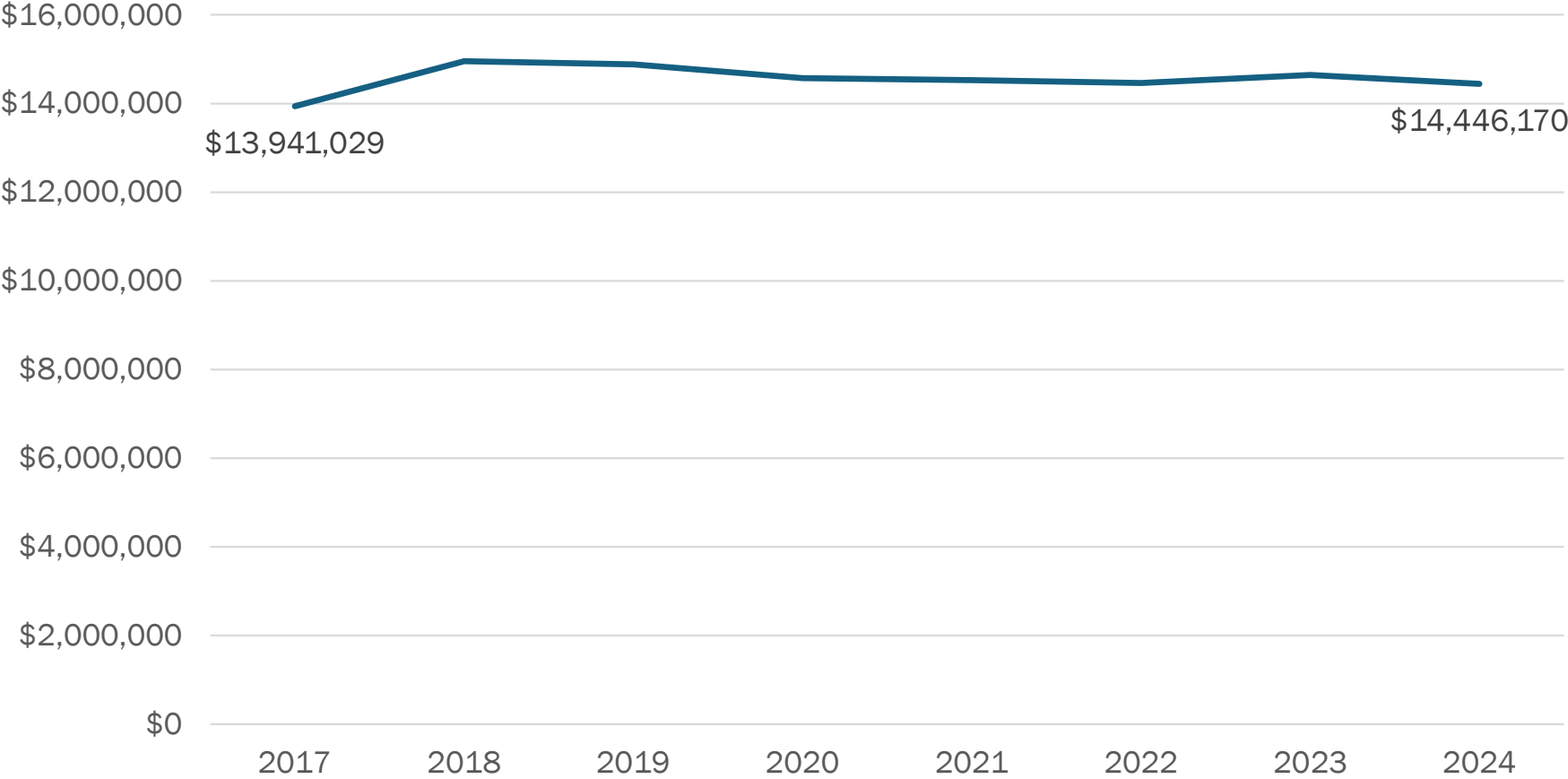
Worship Attendance (2017-2024)

Northwest Intermountain Synod (1D)



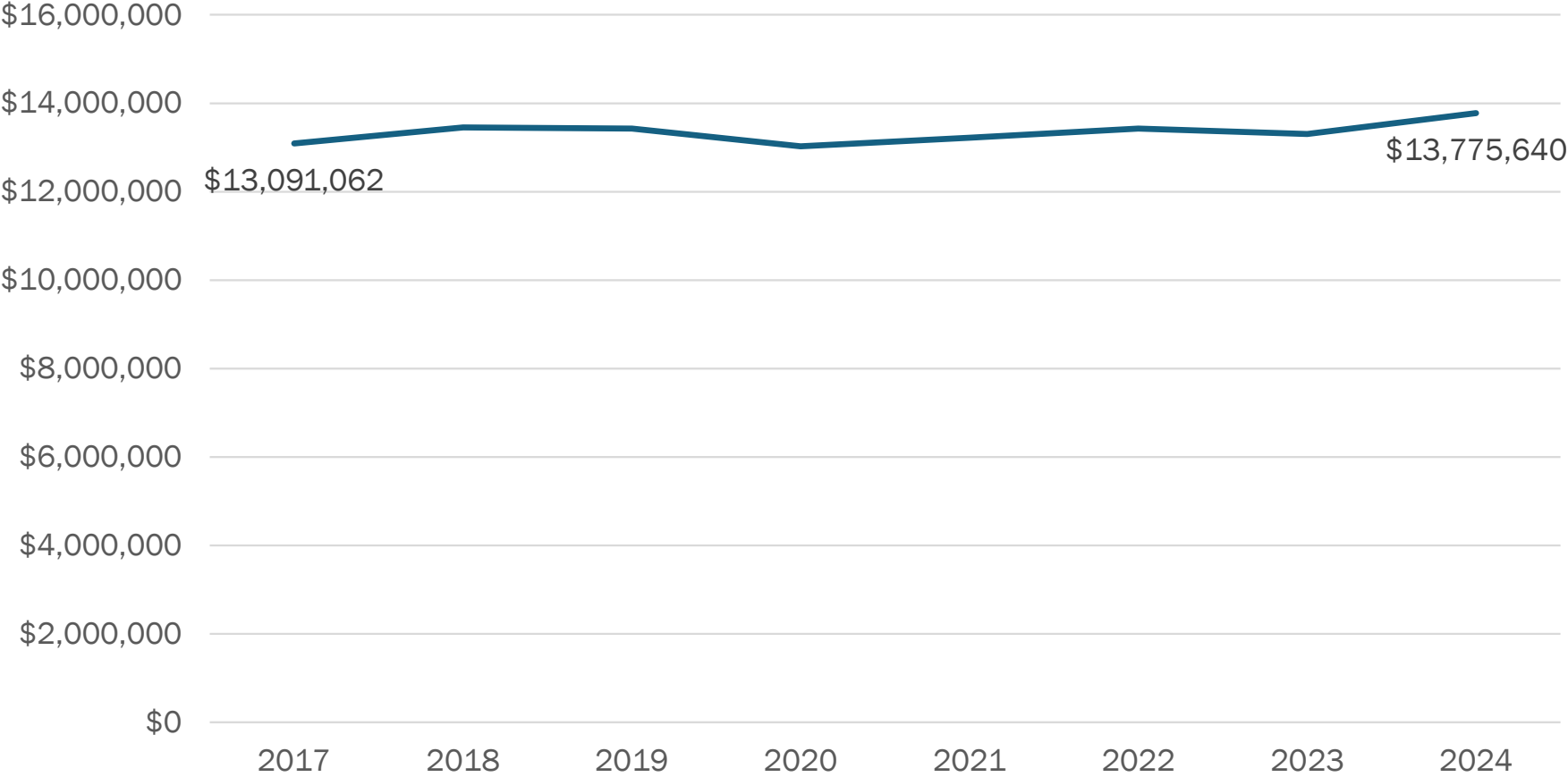
Regular Giving by Members (2017-2024)

Northwest Intermountain Synod (1D)



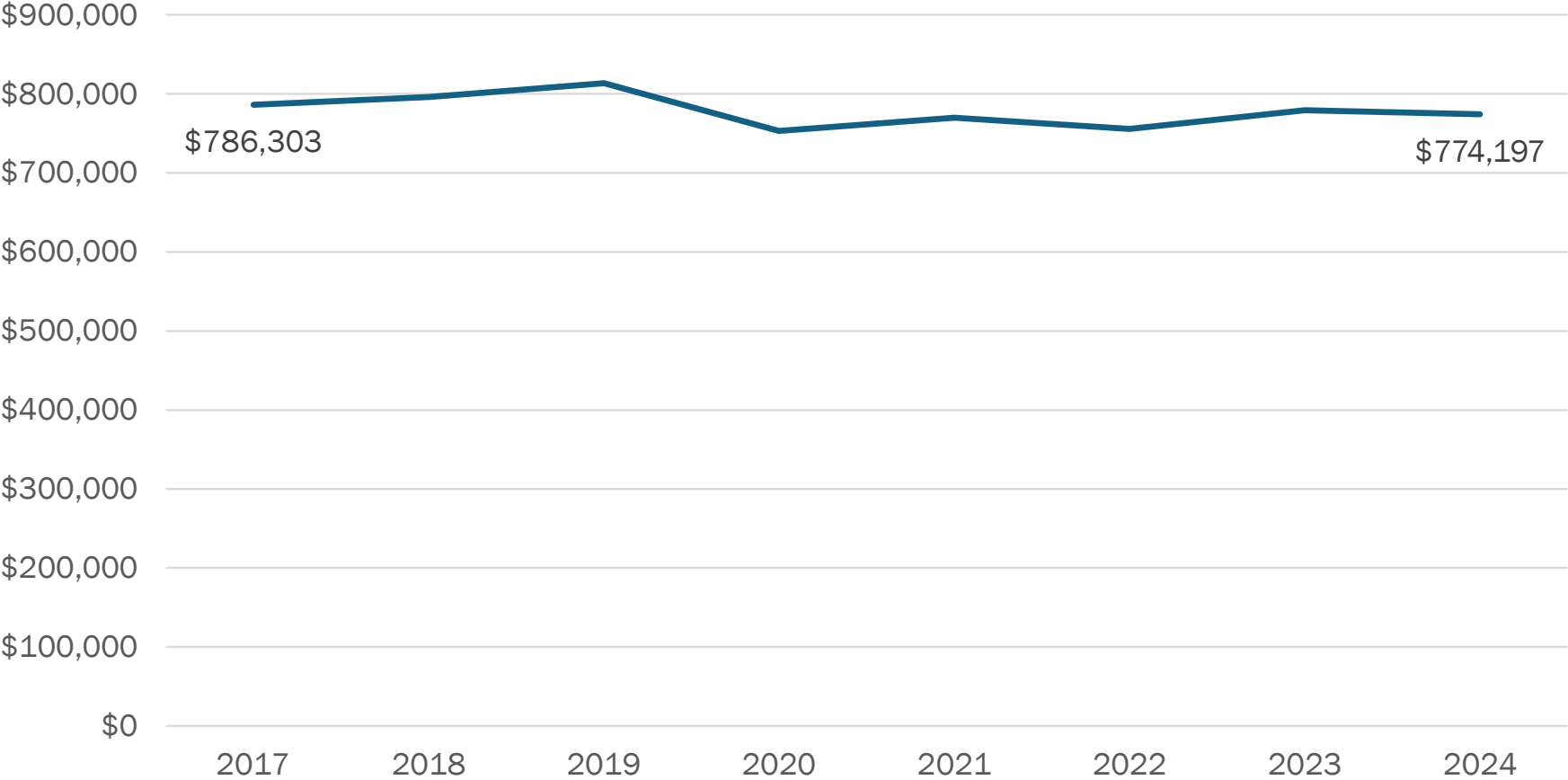
Current Operating Expenses (2017-2024)

Northwest Intermountain Synod (1D)



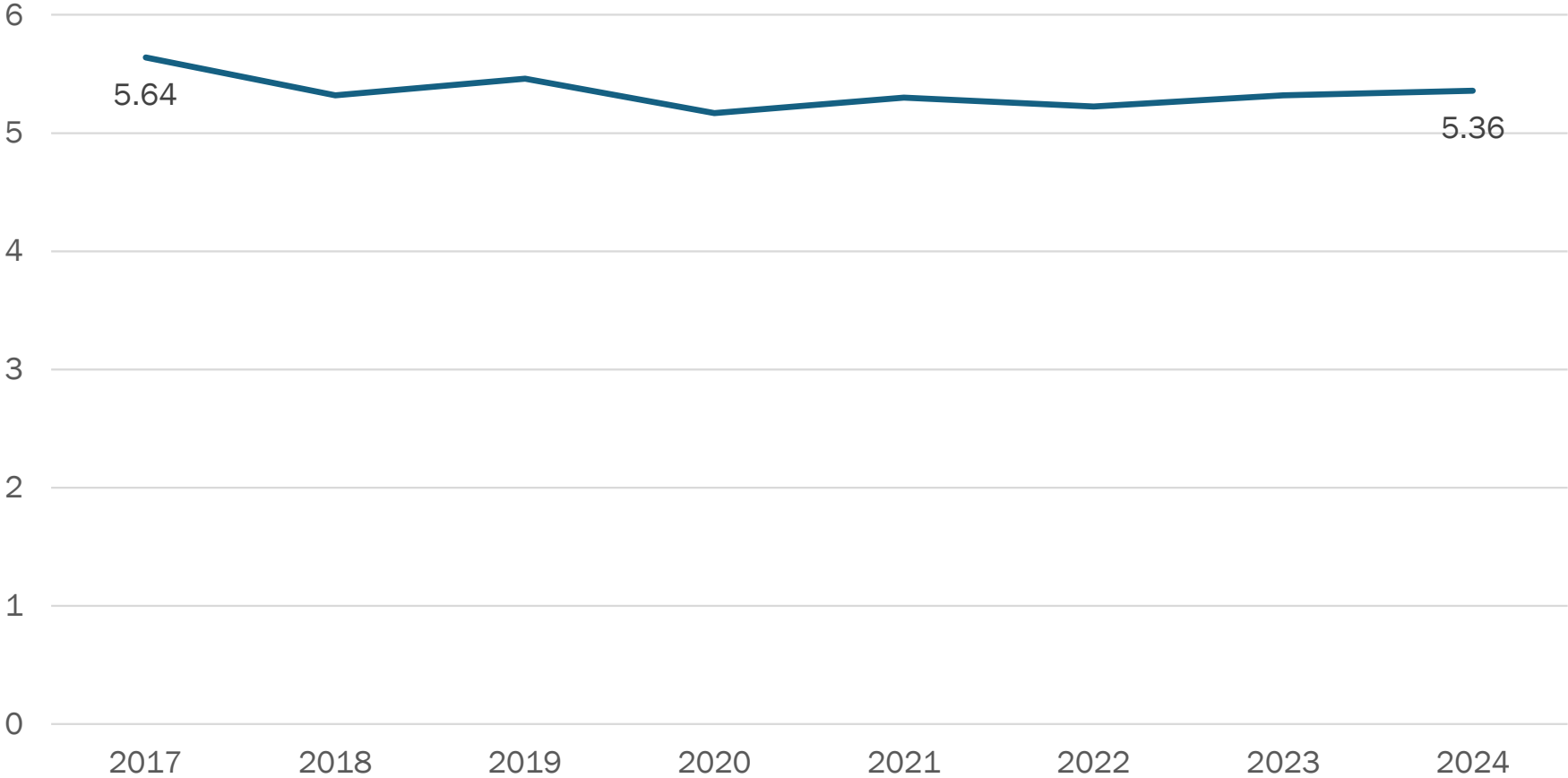
Mission Support (2017-2024)

Northwest Intermountain Synod (1D)

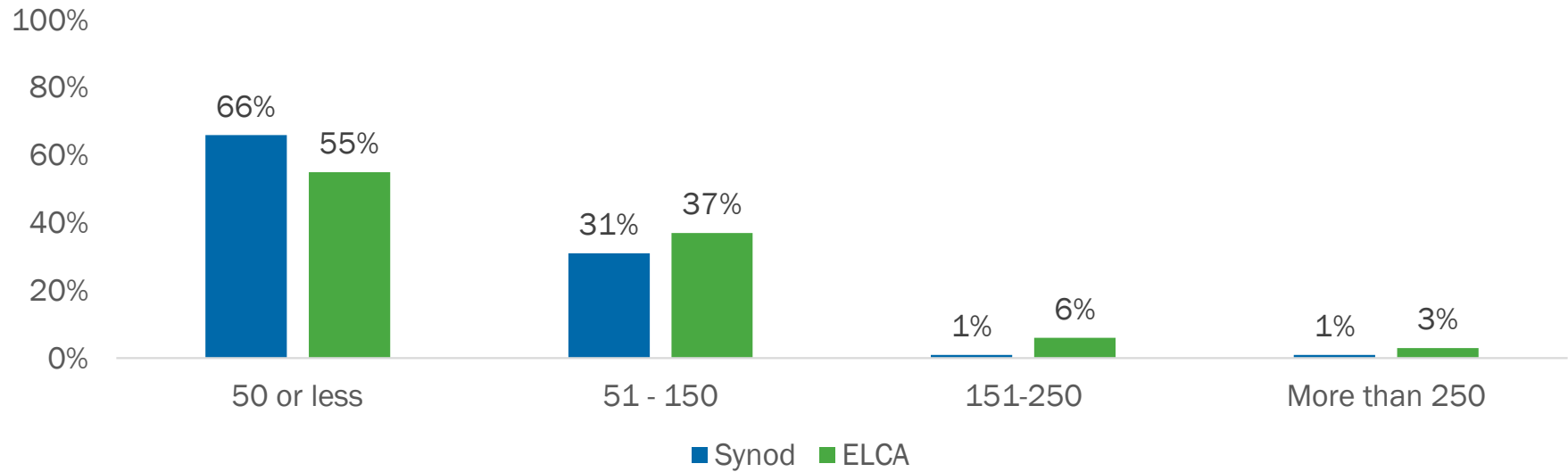


Mission Support as % of Regular Giving (2017-2024)

Northwest Intermountain Synod (1D)



Congregations by Size (Average On-Site Worship Attendance) 1D - Northwest Intermountain



Average On-Site Worship Attendance	Number of congregations (Synod)*	% of congregations (Synod)	Number of congregations (ELCA)*	% of congregations (ELCA)
50 or less	49	66%	4134	55%
51-150	23	31%	2787	37%
151-250	1	1%	430	6%
More than 250	1	1%	220	3%

*Submitted at least one Annual Congregation Report between 2020 and 2024.

Growth and Decline (2019-24)

1D - Northwest Intermountain

Change in Baptized Membership	# of congregations* (Synod)	% of congregations (Synod)	# of congregations* (ELCA)	% of congregations (ELCA)
Decline greater than 25%	19	40%	1,450	28%
Decline between 5% - 25%	13	27%	1,504	29%
Stable (decline <5% - incline <5%)	12	25%	1,492	29%
Increase between 5% - 25%	3	6%	545	11%
Increase greater than 25%	1	2%	109	2%

Change in Active Participants	# of congregations* (Synod)	% of congregations (Synod)	# of congregations* (ELCA)	% of congregations (ELCA)
Decline greater than 25%	27	56%	2,298	45%
Decline between 5% - 25%	11	23%	1,133	22%
Stable (decline <5% - incline <5%)	4	8%	491	10%
Increase between 5% - 25%	1	2%	510	10%
Increase greater than 25%	5	10%	668	13%

Change in On-Site Worship Attendance	# of congregations* (Synod)	% of congregations (Synod)	# of congregations* (ELCA)	% of congregations (ELCA)
Decline greater than 25%	23	48%	2,740	54%
Decline between 5% - 25%	17	35%	1,590	31%
Stable (decline <5% - incline <5%)	4	8%	329	6%
Increase between 5% - 25%	2	4%	281	6%
Increase greater than 25%	2	4%	160	3%

*Only congregations that filed an Annual Congregation Report in 2019 and 2024 are included.

Baptized Members,
Average Attendance,
and Active
Participants

Baptized Members, Average Attendance (online and on-site), and Active Participants

1D - Northwest Intermountain

CongID	Congregation Name	City	State	ZIP	Data Year	Baptized Members	Average Online Attendance	Average On-site Attendance	Active Participants
12815	Fullness Of God Lutheran Church	Chelan	WA	98816-9769	2024	60	0	100	2000
04826	St Luke Lutheran Church	Spokane	WA	99228-8948	2024	1008	156	554	932
12842	Holy Trinity Lutheran Church	Ephrata	WA	98823-2025	2024	88	17	27	873
04827	St Mark Lutheran Church	Spokane	WA	99203-2404	2024	886	114	215	868
13042	Christ Lutheran Church	Walla Walla	WA	99362-4502	2024	280	10	134	280
12838	First Lutheran Church	Ellensburg	WA	98926-3154	2024	379	39	79	250
12907	Emmanuel Lutheran Church	Moscow	ID	83843-2125	2024	196	10	75	245
12922	Advent Lutheran Church	Spokane Valley	WA	99216-0916	2024	243	31	103	242
04818	King Of Glory Lutheran Church	Boise	ID	83704-4218	2024	188	41	85	239
12954	Trinity Lutheran Church	Pullman	WA	99163-3887	2024	255	8	92	220
04832	Central Lutheran Church	Yakima	WA	98902-2953	2023	231	8	58	209
07518	Lord Of Life Lutheran Church	Kennewick	WA	99336-7712	2024	226	42	100	195
16048	Shepherd Of The Valley Lutheran Church	Boise	ID	83709-3919	2024	292	73	114	188
04810	Immanuel Lutheran Church	Boise	ID	83702-5524	2024	257	107	94	185
04833	Christ Lutheran Church	Yakima	WA	98908-2753	2024	132	2	41	180
07568	Hope Lutheran Church	Eagle	ID	83616-4417	2024	601	40	130	160
13371	Trinity Lutheran Church	Coeur D Alene	ID	83814-3000	2024	638	60	97	152
12955	St Paul Lutheran Church	Quincy	WA	98848-1537	2024	39	0	20	141
13035	Our Savior Lutheran Church	Twin Falls	ID	83301-7586	2024	142	8	66	123
30316	Prince Of Peace Lutheran Church	Spokane	WA	99208-8809	2023	198	6	63	119
07502	Lutheran Church of the Master	Coeur D Alene	ID	83815-8401	2024	100	15	45	108
13044	Grace Lutheran Church	Wenatchee	WA	98801-2555	2024	407	20	106	106
12820	Our Savior's Lutheran Church	Clarkston	WA	99403-2525	2024	147	19	53	104

Baptized Members, Average Attendance (online and on-site), and Active Participants

1D - Northwest Intermountain

CongID	Congregation Name	City	State	ZIP	Data Year	Baptized Members	Average Online Attendance	Average On-site Attendance	Active Participants
12879	First Lutheran Church	Kennewick	WA	99336-3071	2024	783	26	77	100
12890	Faith Lutheran Church	Leavenworth	WA	98826-0418	2024	90	5	40	100
07703	Celebration Lutheran Church	East Wenatchee	WA	98802-4613	2023	194	30	55	100
04811	Redeemer Lutheran Church	Boise	ID	83705-1724	2024	329	20	38	97
12893	Grace Lutheran Church	Lewiston	ID	83501-5132	2024	76	21	27	96
13452	Calvary Lutheran Church	Post Falls	ID	83854-7263	2024	126	12	64	94
13008	All Saints Lutheran Church Of Spokane	Spokane	WA	99201-5823	2024	162	11	35	84
12812	Grace Lutheran Church	Cashmere	WA	98815-0565	2007	172	0	0	80
13355	Trinity Lutheran Church	Bonnors Ferry	ID	83805-8504	2024	77	40	45	77
04829	Salem Lutheran Church	Spokane	WA	99201-1902	2024	116	5	53	75
12876	Cameron Emmanuel Lutheran Church	Kendrick	ID	83537-7068	2024	99	0	27	75
12908	Immanuel Lutheran Church	Moses Lake	WA	98837-2023	2024	313	5	48	75
13468	First Lutheran Church	Sandpoint	ID	83864-2706	2024	59	0	62	75
30942	New Day Lutheran Church	Idaho Falls	ID	83404-8034	2024	77	8	30	75
04816	Trinity Lutheran Church	Nampa	ID	83651-2421	2024	115	8	45	74
13446	Our Savior Lutheran Church	Pinehurst	ID	83850-0070	2024	120	20	46	71
12816	Lake Chelan Lutheran Church	Chelan	WA	98816-1058	2024	86	0	39	66
12963	Emanuel Lutheran Church	Ritzville	WA	99169-1741	2024	482	7	42	65
04812	Faith Lutheran Church	Caldwell	ID	83605-5728	2023	118	2	37	63
12823	St Paul Lutheran Church	Colville	WA	99114-2731	2022	323	8	38	62
30393	Grace Lutheran Church	Mattawa	WA	99349-2004	2014	46	0	0	61
12822	Peace Lutheran Church	Colfax	WA	99111-2025	2024	130	35	26	60
12854	Fairfield Community Church	Fairfield	WA	99012-0324	2024	83	0	30	60

Baptized Members, Average Attendance (online and on-site), and Active Participants

1D - Northwest Intermountain

CongID	Congregation Name	City	State	ZIP	Data Year	Baptized Members	Average Online Attendance	Average On-site Attendance	Active Participants
12926	Pilgrim Lutheran Church	Othello	WA	99344-1724	2024	125	80	32	60
13046	Wilbur Community Church	Wilbur	WA	99185-0253	2024	293	8	30	60
16217	Grace Lutheran Church	Mountain Home	ID	83647-0455	2023	60	0	29	60
12832	Zion Lutheran Church	Deer Park	WA	99006-1392	2024	114	10	35	59
12867	Immanuel Lutheran Church	Grandview	WA	98930-1103	2024	92	3	38	59
30040	Shepherd of the Mountains Lutheran Church	Jackson	WY	83001-3257	2024	61	0	29	58
30643	Star Valley United Church, Inc	Thayne	WY	83127-1399	2021	110	23	37	53
04817	Good Shepherd Lutheran Church	Pocatello	ID	83201-3344	2024	107	0	34	51
16212	Peace Lutheran Church	Otis Orchards	WA	99027-1058	2024	54	6	18	51
12927	First Lutheran Church	Pasco	WA	99301-5355	2024	171	20	50	50
13442	American Lutheran Church	Newport	WA	99156-0653	2024	228	10	73	50
13012	St John Lutheran Church	Sprague	WA	99032-0343	2024	44	0	23	48
04820	Troy Lutheran Church	Troy	ID	83871-0009	2023	83	0	39	47
13007	Central Lutheran Church	Spokane	WA	99204-2512	2024	59	4	15	45
12831	Zion Lutheran Church	Davenport	WA	99122-0095	2021	214	65	30	45
12913	St John Lutheran Church	Nezperce	ID	83543-0096	2018	102	0	0	45
12787	St John's Lutheran Church	American Falls	ID	83211-0055	2024	559	50	40	40
12903	St John Lutheran Church	Medical Lake	WA	99022-0639	2024	352	4	30	40
12957	Emmanuel Lutheran Church	Reardan	WA	99029-0207	2024	154	4	27	40
04819	St Paul Lutheran Church	Ontario	OR	97914-3235	2022	81	5	29	40
12840	Trinity Lutheran Church	Endicott	WA	99125-0085	2024	38	40	16	39
04830	Our Saviour Lutheran Church	Sunnyside	WA	98944-1731	2024	49	3	24	35

Baptized Members, Average Attendance (online and on-site), and Active Participants

1D - Northwest Intermountain

CongID	Congregation Name	City	State	ZIP	Data Year	Baptized Members	Average Online Attendance	Average On-site Attendance	Active Participants
12818	St Paul Lutheran Church	Chewelah	WA	99109-0091	2024	112	0	35	35
12875	Faith Lutheran Church	Kamiah	ID	83536-0145	2019	35	0	0	35
13011	Zion Lutheran Church	Spokane	WA	99212-2225	2024	68	12	34	34
12837	Christ Lutheran Church	Davenport	WA	99122-9305	2024	51	0	20	29
04891	Christ The King Lutheran Church	Goldendale	WA	98620-0048	2024	94	0	15	20
12948	Grace Lutheran Church	Potlatch	ID	83855-0306	2024	20	0	19	20
13033	Faith Lutheran Church	Toppenish	WA	98948-0169	2020	105	12	4	20
04813	Bethel Lutheran Church	Firth	ID	83236-0427	2018	34	0	0	20
12894	Good Hope Lutheran Church	Lind	WA	99341-0336	2024	30	0	12	15
04809	Emanuel Lutheran Church	Blackfoot	ID	83221-0927	2021	27	0	15	15
30413	Lamb of God Lutheran Church	Priest Lake	ID	83856-9634	2021	68	0	0	15
04814	Grace Lutheran Church	Horseshoe Bend	ID	83629-0236	2024	35	4	9	12
12862	St John Lutheran Church	Genesee	ID	83832-0125	2023	48	0	0	10
12861	Genesee Valley Lutheran Church	Genesee	ID	83832-0125	2023	18	0	0	5

Baptisms by Congregation

Baptisms

1D - Northwest Intermountain

CongID	Congregation Name	City	State	ZIP	Data Year	Baptisms
04826	St Luke Lutheran Church	Spokane	WA	99228-8948	2024	18
07703	Celebration Lutheran Church	East Wenatchee	WA	98802-4613	2023	13
07518	Lord Of Life Lutheran Church	Kennewick	WA	99336-7712	2024	12
04827	St Mark Lutheran Church	Spokane	WA	99203-2404	2024	5
12908	Immanuel Lutheran Church	Moses Lake	WA	98837-2023	2024	5
13042	Christ Lutheran Church	Walla Walla	WA	99362-4502	2024	5
13355	Trinity Lutheran Church	Bonnors Ferry	ID	83805-8504	2024	5
04810	Immanuel Lutheran Church	Boise	ID	83702-5524	2024	4
07568	Hope Lutheran Church	Eagle	ID	83616-4417	2024	4
12838	First Lutheran Church	Ellensburg	WA	98926-3154	2024	4
12907	Emmanuel Lutheran Church	Moscow	ID	83843-2125	2024	4
12963	Emanuel Lutheran Church	Ritzville	WA	99169-1741	2024	4
13371	Trinity Lutheran Church	Coeur D Alene	ID	83814-3000	2024	4
16048	Shepherd Of The Valley Lutheran Church	Boise	ID	83709-3919	2024	4
12812	Grace Lutheran Church	Cashmere	WA	98815-0565	2007	4
12879	First Lutheran Church	Kennewick	WA	99336-3071	2024	3
12893	Grace Lutheran Church	Lewiston	ID	83501-5132	2024	3
04811	Redeemer Lutheran Church	Boise	ID	83705-1724	2024	2
12922	Advent Lutheran Church	Spokane Valley	WA	99216-0916	2024	2
12955	St Paul Lutheran Church	Quincy	WA	98848-1537	2024	2
13044	Grace Lutheran Church	Wenatchee	WA	98801-2555	2024	2
13452	Calvary Lutheran Church	Post Falls	ID	83854-7263	2024	2
30040	Shepherd of the Mountains Lutheran Church	Jackson	WY	83001-3257	2024	2

Baptisms

1D - Northwest Intermountain

CongID	Congregation Name	City	State	ZIP	Data Year	Baptisms
04832	Central Lutheran Church	Yakima	WA	98902-2953	2023	2
04816	Trinity Lutheran Church	Nampa	ID	83651-2421	2024	1
04818	King Of Glory Lutheran Church	Boise	ID	83704-4218	2024	1
12815	Fullness Of God Lutheran Church	Chelan	WA	98816-9769	2024	1
12820	Our Savior's Lutheran Church	Clarkston	WA	99403-2525	2024	1
12837	Christ Lutheran Church	Davenport	WA	99122-9305	2024	1
12854	Fairfield Community Church	Fairfield	WA	99012-0324	2024	1
12890	Faith Lutheran Church	Leavenworth	WA	98826-0418	2024	1
12927	First Lutheran Church	Pasco	WA	99301-5355	2024	1
13011	Zion Lutheran Church	Spokane	WA	99212-2225	2024	1
13446	Our Savior Lutheran Church	Pinehurst	ID	83850-0070	2024	1
13468	First Lutheran Church	Sandpoint	ID	83864-2706	2024	1
04812	Faith Lutheran Church	Caldwell	ID	83605-5728	2023	1
04819	St Paul Lutheran Church	Ontario	OR	97914-3235	2022	1
12823	St Paul Lutheran Church	Colville	WA	99114-2731	2022	1
04809	Emanuel Lutheran Church	Blackfoot	ID	83221-0927	2021	1
30643	Star Valley United Church, Inc	Thayne	WY	83127-1399	2021	1
12875	Faith Lutheran Church	Kamiah	ID	83536-0145	2019	1
04813	Bethel Lutheran Church	Firth	ID	83236-0427	2018	1
04814	Grace Lutheran Church	Horseshoe Bend	ID	83629-0236	2024	0
04817	Good Shepherd Lutheran Church	Pocatello	ID	83201-3344	2024	0
04829	Salem Lutheran Church	Spokane	WA	99201-1902	2024	0
04830	Our Saviour Lutheran Church	Sunnyside	WA	98944-1731	2024	0

Baptisms

1D - Northwest Intermountain

CongID	Congregation Name	City	State	ZIP	Data Year	Baptisms
04833	Christ Lutheran Church	Yakima	WA	98908-2753	2024	0
04891	Christ The King Lutheran Church	Goldendale	WA	98620-0048	2024	0
07502	Lutheran Church of the Master	Coeur D Alene	ID	83815-8401	2024	0
12787	St John's Lutheran Church	American Falls	ID	83211-0055	2024	0
12816	Lake Chelan Lutheran Church	Chelan	WA	98816-1058	2024	0
12818	St Paul Lutheran Church	Chewelah	WA	99109-0091	2024	0
12822	Peace Lutheran Church	Colfax	WA	99111-2025	2024	0
12832	Zion Lutheran Church	Deer Park	WA	99006-1392	2024	0
12840	Trinity Lutheran Church	Endicott	WA	99125-0085	2024	0
12842	Holy Trinity Lutheran Church	Ephrata	WA	98823-2025	2024	0
12867	Immanuel Lutheran Church	Grandview	WA	98930-1103	2024	0
12876	Cameron Emmanuel Lutheran Church	Kendrick	ID	83537-7068	2024	0
12894	Good Hope Lutheran Church	Lind	WA	99341-0336	2024	0
12903	St John Lutheran Church	Medical Lake	WA	99022-0639	2024	0
12926	Pilgrim Lutheran Church	Othello	WA	99344-1724	2024	0
12948	Grace Lutheran Church	Potlatch	ID	83855-0306	2024	0
12954	Trinity Lutheran Church	Pullman	WA	99163-3887	2024	0
12957	Emmanuel Lutheran Church	Reardan	WA	99029-0207	2024	0
13007	Central Lutheran Church	Spokane	WA	99204-2512	2024	0
13008	All Saints Lutheran Church Of Spokane	Spokane	WA	99201-5823	2024	0
13012	St John Lutheran Church	Sprague	WA	99032-0343	2024	0
13035	Our Savior Lutheran Church	Twin Falls	ID	83301-7586	2024	0
13046	Wilbur Community Church	Wilbur	WA	99185-0253	2024	0

Baptisms

1D - Northwest Intermountain

CongID	Congregation Name	City	State	ZIP	Data Year	Baptisms
13442	American Lutheran Church	Newport	WA	99156-0653	2024	0
16212	Peace Lutheran Church	Otis Orchards	WA	99027-1058	2024	0
30942	New Day Lutheran Church	Idaho Falls	ID	83404-8034	2024	0
04820	Troy Lutheran Church	Troy	ID	83871-0009	2023	0
12861	Genesee Valley Lutheran Church	Genesee	ID	83832-0125	2023	0
12862	St John Lutheran Church	Genesee	ID	83832-0125	2023	0
16217	Grace Lutheran Church	Mountain Home	ID	83647-0455	2023	0
30316	Prince Of Peace Lutheran Church	Spokane	WA	99208-8809	2023	0
12831	Zion Lutheran Church	Davenport	WA	99122-0095	2021	0
30413	Lamb of God Lutheran Church	Priest Lake	ID	83856-9634	2021	0
13033	Faith Lutheran Church	Toppenish	WA	98948-0169	2020	0
12913	St John Lutheran Church	Nezperce	ID	83543-0096	2018	0
30393	Grace Lutheran Church	Mattawa	WA	99349-2004	2014	0

Congregation Reports

**Evangelical Lutheran Church in America
Name and Address Summary Report as of December 31, 2024**

1D Northwest Intermountain Synod, ELCA

Cong ID	Congregation Name	Lang Codes	Location Address	City, State	Ministers	Year Orgn	Bapt Mbrs	Conf Mbrs	Avg Atnd On-site	Avg Atnd Online
Conference: 01 Upper Snake River Valley										
12787	St John's	EN	656 Tyhee Ave	American Falls, ID		1915	559	559	40	50
04809 *	Emanuel	EN	1110 Parkway Dr	Blackfoot, ID	Wayne R. Shipman	1904	27	20	15	0
04813 *	Bethel	EN	413 N Main St	Firth, ID		1898	34	15	--	--
30942	New Day	EN	270 N Placer Ave	Idaho Falls, ID	Ann M. Bjorklund	2011	77	65	30	8
30040	Shepherd of the Mountains	EN	750 Seneca Ln	Jackson, WY	Timothy R. Stadem	1991	61	61	29	0
04817	Good Shepherd	EN	215 N 18th Ave	Pocatello, ID	Wayne R. Shipman	1950	107	104	34	0
30643 *	Star Valley United Church, Inc	EN	606 N Main	Thayne, WY		2006	110	104	37	23
13035	Our Savior	EN SP	464 Carriage Ln N	Twin Falls, ID	Robert A. Hamblen	1940	142	132	66	8
Conference Totals:							1,117	1,060	251	89
Conference: 02 Treasure Valley										
04810	Immanuel	EN FR	707 W Fort St	Boise, ID	Robert J. Lewis	1906	257	120	94	107
04818	King Of Glory	EN FR SA	3430 N Maple Grove Rd	Boise, ID	Connie R. Winter-Eulberg	1963	188	158	85	41
04811	Redeemer	EN	2920 W Cassia St	Boise, ID	Mariah L. Mills	1952	329	324	38	20
16048	Shepherd Of The Valley	EN	3100 S Five Mile Rd	Boise, ID	David A. Deckard	1976	292	260	114	73
04812 *	Faith	EN	2915 S Montana Ave	Caldwell, ID	Lucas J. Shurson	1955	118	96	37	2
07568	Hope	EN	331 N Linder Rd	Eagle, ID	Mark T. Behrendt	1980	601	386	130	40
04814	Grace	EN	405 Highway 55	Horseshoe Bend, ID		1955	35	35	9	4
16217 *	Grace	EN	2422 American Legion Blvd	Mountain Home, ID		1982	60	51	29	0
04816	Trinity	EN	8 S Midland Blvd	Nampa, ID		1947	115	90	45	8
04819 *	St Paul	EN	842 Alameda Dr	Ontario, OR		1965	81	81	29	5
Conference Totals:							2,076	1,601	610	300
Conference: 03 Tseminicum										
12820	Our Savior's	EN	1115 13th St	Clarkston, WA	Ole A. Gunderson	1903	147	147	53	19
12875 *	Faith	EN	603 Idaho St	Kamiah, ID		1953	35	30	--	--
12876	Cameron Emmanuel	EN	12633 Cameron Rd	Kendrick, ID		1891	99	77	27	0
12893	Grace	EN	3434 6th St	Lewiston, ID	Peggy L. Harvey-Marose	1952	76	76	27	21
12913 *	St John	EN	101 E 5th	Nezperce, ID		1905	102	102	--	--
Conference Totals:							459	432	107	40

Code Key:

* = 2024 data not available as of report run date

**Evangelical Lutheran Church in America
Name and Address Summary Report as of December 31, 2024**

1D Northwest Intermountain Synod, ELCA

Cong ID	Congregation Name	Lang Codes	Location Address	City, State	Ministers	Year Orgn	Bapt Mbrs	Conf Mbrs	Avg Atnd On-site	Avg Atnd Online
Conference: 04 Palouse										
12822	Peace	EN	309 N Lake St	Colfax, WA	Ian K. McMichael	1903	130	120	26	35
12840	Trinity	EN	217 4th St	Endicott, WA		1887	38	38	16	40
12861	* Genesee Valley	EN	5 1/2 Mi NE	Genesee, ID		1878	18	17	0	0
12862	* St John	EN	638 W. Ash St.	Genesee, ID		1889	48	41	0	0
12907	Emmanuel	EN	1036 W A St	Moscow, ID	Sierra B. Westerman	1902	196	196	75	10
12948	Grace	EN	305 4th St	Potlatch, ID		1906	20	20	19	0
12954	Trinity	EN	1300 NE Lybecker Rd	Pullman, WA		1926	255	242	92	8
04820	* Troy	EN	100 N Main St	Troy, ID	Patrick Kaley	1886	83	77	39	0
Conference Totals:							788	751	267	93
Conference: 05 North Idaho										
13355	Trinity	EN	6784 Cody St	Bonnors Ferry, ID	Andrew B. Hinderlie	1911	77	77	45	40
07502	Lutheran Church of the Master	EN	4800 N Ramsey Rd	Coeur D Alene, ID		1978	100	87	45	15
13371	Trinity	EN	812 N 5th St	Coeur D Alene, ID	Daniel J. Forsgren	1905	638	638	97	60
13442	American	EN	332801 Highway 2	Newport, WA		1917	228	228	73	10
13446	Our Savior	EN	15 S. Division St.	Pinehurst, ID		1957	120	120	46	20
13452	Calvary	EN	1011 N Compton St	Post Falls, ID	Matthew L. Erickson	1963	126	108	64	12
30413	* Lamb of God	EN	26508 Highway 57	Priest Lake, ID		1998	68	66	0	0
13468	First	EN	526 S Olive Ave	Sandpoint, ID	Duane J. Fister	1905	59	59	62	0
Conference Totals:							1,416	1,383	432	157
Conference: 06 South Central Washington										
12838	First	EN	512 N Ruby St	Ellensburg, WA	Dennis N. Hickman	1908	379	280	79	39
04891	Christ The King	EN	104 E Simcoe Dr	Goldendale, WA		1962	94	94	15	0
12867	Immanuel	EN	Euclid & W 3rd St	Grandview, WA	Jakob P. Schumacher	1948	92	92	38	3
30393	* Grace	EN	24581 Highway 243 S	Mattawa, WA		1997	46	44	--	--
04830	Our Saviour	EN	1106 Taylor St	Sunnyside, WA	Richard T. Carnahan	1953	49	45	24	3
13033	* Faith	EN	61801 US Highway 97	Toppenish, WA	Richard T. Carnahan	1936	105	105	4	12
04832	* Central	EN	1604 W Yakima Ave	Yakima, WA	Ann Murphy	1926	231	189	58	8
04833	Christ	EN	5606 W Lincoln Ave	Yakima, WA	Kathleen J. Sebree	1959	132	131	41	2
Conference Totals:							1,128	980	259	67
Conference: 07 Lower Columbia Basis										
12879	First	EN	418 N Yelm St	Kennewick, WA	John J. Dygert	1904	783	739	77	26
07518	Lord Of Life	EN	640 N Columbia Center Blvd	Kennewick, WA	Kirsten E. Sauey Hofmann	1978	226	194	100	42
12927	First	EN	530 W Bonneville St	Pasco, WA	Kathleen L. Anderson	1919	171	150	50	20
13042	Christ	EN	1420 S 2nd Ave	Walla Walla, WA		1907	280	230	134	10
Conference Totals:							1,460	1,313	361	98

Code Key:

* = 2024 data not available as of report run date

**Evangelical Lutheran Church in America
Name and Address Summary Report as of December 31, 2024**

1D Northwest Intermountain Synod, ELCA

Cong ID	Congregation Name	Lang Codes	Location Address	City, State	Ministers	Year Orgn	Bapt Mbrs	Conf Mbrs	Avg Atnd On-site	Avg Atnd Online
Conference: 08 North Central Washington										
12812	* Grace	EN	Elberta at Vine St	Cashmere, WA	Robert C. Gohl	1933	172	142	--	--
12815	Fullness Of God	EN SP	Holden Village	Chelan, WA		1972	60	60	100	0
12816	Lake Chelan	EN	216 W. Nixon Ave.	Chelan, WA	Paul K. Palumbo	1951	86	84	39	0
07703	* Celebration	EN SP	801 8th St NE	East Wenatchee, WA	Sarah E. Toney	1984	194	167	55	30
12842	Holy Trinity	EN	1012 C St SW	Ephrata, WA		1946	88	58	27	17
12890	Faith	EN	224 Benton St	Leavenworth, WA		1948	90	79	40	5
12955	St Paul	EN	716 3rd Ave SE	Quincy, WA		1907	39	30	20	0
13044	Grace	EN	1408 Washington St	Wenatchee, WA	James D. Aalgaard Ruth E. Anderson	1936	407	344	106	20
Conference Totals:							1,136	964	387	72
Conference: 09 Big Bend										
12837	Christ	EN	41697 State Route 25 N	Davenport, WA	Tyler G. Gubsch	1890	51	50	20	0
12831	* Zion	EN	1007 Washington St	Davenport, WA	Tyler G. Gubsch	1891	214	210	30	65
12894	Good Hope	EN	120 W 3rd St	Lind, WA		1898	30	30	12	0
12908	Immanuel	EN	1020 S A St	Moses Lake, WA	Mary G. Anthony	1948	313	283	48	5
12926	Pilgrim	EN	640 E Elm St	Othello, WA	Donald E. Short	1954	125	125	32	80
12963	Emanuel	EN	Division & 3rd	Ritzville, WA	Nathaneil C. Christman Tricia A. Christman	1891	482	200	42	7
13012	St John	EN	218 W 3rd St	Sprague, WA	Nathaneil C. Christman Tricia A. Christman	1891	44	44	23	0
13046	Wilbur Community Church	EN	306 SE Trinity St	Wilbur, WA		1967	293	54	30	8
Conference Totals:							1,552	996	237	165
Conference: 10 Mount Spokane										
12818	St Paul	EN	110 N. 2nd St. W.	Chewelah, WA		1942	112	104	35	0
12823	* St Paul	EN	295 E Dominion Ave	Colville, WA	Patricia D. Heath	1948	323	229	38	8
12832	Zion	EN	218 E Crawford	Deer Park, WA		1892	114	94	35	10
30316	* Prince Of Peace	EN	8441 N Indian Trail Rd	Spokane, WA	Joel A. Skindlov	1995	198	177	63	6
04829	Salem	EN	1428 W Broadway Ave	Spokane, WA		1888	116	116	53	5
04826	St Luke	EN	9706 N. Division St.	Spokane, WA	James E. Johnson Christian T. Denning	1954	1,008	867	554	156
Conference Totals:							1,871	1,587	778	185

Code Key:

* = 2024 data not available as of report run date

**Evangelical Lutheran Church in America
Name and Address Summary Report as of December 31, 2024**

1D Northwest Intermountain Synod, ELCA

Cong ID	Congregation Name	Lang Codes	Location Address	City, State	Ministers	Year Orgn	Bapt Mbrs	Conf Mbrs	Avg Atnd On-site	Avg Atnd Online
Conference: 11 Spokane Valley										
12854	Fairfield Community Church	EN	206 W Hamilton	Fairfield, WA		1891	83	83	30	0
16212	Peace	EN	4124 N Harvard Rd	Otis Orchards, WA		1981	54	54	18	6
13011	Zion	EN	8304 E Buckeye Ave	Spokane, WA		1948	68	68	34	12
12922	Advent	EN	13009 E Broadway Ave	Spokane Valley, WA	Matthew T. Larson	1955	243	242	103	31
Conference Totals:							448	447	185	49
Conference: 12 Spokane Westward										
12903	St John	EN	223 Hallet St	Medical Lake, WA	Gregory A. Yeager Carol A. Yeager	1902	352	343	30	4
12957	Emmanuel	EN	155 W Cottonwood Ave	Reardan, WA		1890	154	150	27	4
13008	All Saints Lutheran Church Of Spokane	EN	314 S Spruce St	Spokane, WA	Alan B. Eschenbacher	1890	162	145	35	11
13007	Central	EN	512 S Bernard St	Spokane, WA	David E. Kappus	1929	59	59	15	4
04827	St Mark	EN	316 E 24th Ave	Spokane, WA	Gretchen R. Olson Kopp Charles E. Weber	1947	886	763	215	114
Conference Totals:							1,613	1,460	322	137
Synod Totals:							15,064	12,974	4,196	1,452

Language Codes:

Amharic [AM]	Cherokee [CK]	Finnish [FI]	Inupiat [IP]	Maban [MB]	Portuguese [PR]	Taiwanese [TI]
Anyuak [AN]	Creole [CL]	French [FR]	Japanese [JA]	Mandarin [MA]	Sign [SI]	Tamil [TM]
Arabic [AB]	Czech [CZ]	German [GE]	Kiswahil [KI]	Navajo [NV]	Slovak [SL]	Telugu [TE]
Batak [BA]	Danish [DA]	Haitian [HA]	Korean [KO]	Norwegian [NO]	Spanish [SP]	Thai [TH]
Burmese [BU]	Dinka [DI]	Hmong [HM]	Lakotah [LK]	Nuer [NU]	Swahili [SA]	Tigrinya [TG]
Cambodian [CA]	English [EN]	Hungarian [HG]	Lao [LS]	Oromo [OR]	Swedish [SW]	Ukrainian [UK]
Cantonese [CH]	Estonian [ES]	Indonesian [ID]	Latvian [LA]	Paiute [PT]	Tagalog [TA]	Urdu [UR]
						Vietnamese [VI]

Code Key:

* = 2024 data not available as of report run date

1D Northwest Intermountain Synod, ELCA

Cong ID	Congregation Name and City	Regular Giving	Total Receipts	Total Assets	Total Indebtedness	Current Operating Expenses	Mission Support	Non-Mission Support	Total Disbursements
Conference: 01 Upper Snake River Valley									
12787	St John's, American Falls	187,571	216,626	5,150,900	0	136,304	1,789	8,296	146,389
04809*	Emanuel, Blackfoot	40,213	43,470	162,733	0	48,191	2,000	1,867	57,388
04813*	Bethel, Firth	36,030	36,538	0	0	39,339	1,775	503	43,269
30942	New Day, Idaho Falls	121,821	132,025	73,452	0	133,647	11,727	3,000	148,374
30040	Shepherd of the Mountains, Jackson	122,294	190,626	3,017,461	0	161,429	3,420	50,680	221,083
04817	Good Shepherd, Pocatello	134,208	186,457	329,509	0	123,215	5,744	14,648	197,292
30643*	Star Valley United Church, Inc, Thayne	131,801	132,929	679,145	198,806	94,306	1,000	4,363	124,278
13035	Our Savior, Twin Falls	183,680	205,087	1,219,571	147,805	134,703	3,940	9,846	180,889
	Conference Totals	\$957,618	\$1,143,758	\$10,632,771	\$346,611	\$871,134	\$31,395	\$93,203	\$1,118,962
Conference: 02 Treasure Valley									
04810	Immanuel, Boise	443,315	500,785	6,428,739	0	427,909	17,325	9,353	454,587
04818	King Of Glory, Boise	361,390	419,057	8,974,148	181,515	328,538	17,000	6,662	469,119
04811	Redeemer, Boise	120,419	141,119	423,000	0	141,000	7,606	9,100	169,706
16048	Shepherd Of The Valley, Boise	262,551	367,827	353,950	309,385	280,275	20,064	5,016	336,416
04812*	Faith, Caldwell	148,648	148,648	3,238,743	0	110,935	3,000	3,000	117,258
07568	Hope, Eagle	412,896	442,819	1,418,537	8,013	471,269	20,883	32,597	635,833
04814	Grace, Horseshoe Bend	23,533	32,137	328,558	0	36,176	1,782	4,549	42,507
16217*	Grace, Mountain Home	66,670	67,914	33,266	0	65,762	4,620	1,500	71,882
04816	Trinity, Nampa	165,217	185,075	1,205,596	141,014	129,379	8,500	7,200	217,139
04819*	St Paul, Ontario	120,506	139,473	2,153,557	0	108,900	0	4,400	124,300
	Conference Totals	\$2,125,145	\$2,444,854	\$24,558,094	\$639,927	\$2,100,143	\$100,780	\$83,377	\$2,638,747
Conference: 03 Tseminicum									
12820	Our Savior's, Clarkston	206,478	260,034	3,231,294	72,944	205,321	0	0	205,321
12875*	Faith, Kamiah	39,000	41,000	0	0	27,266	1,500	3,550	32,316
12876	Cameron Emmanuel, Kendrick	94,245	152,814	2,986,769	0	63,404	11,309	2,438	77,598
12893	Grace, Lewiston	65,426	70,008	2,327,471	0	78,093	300	0	90,393
12913*	St John, Nezperce	14,244	27,621	0	0	19,668	3,000	11,220	33,958
	Conference Totals	\$419,393	\$551,477	\$8,545,534	\$72,944	\$393,752	\$16,109	\$17,208	\$439,586
Conference: 04 Palouse									
12822	Peace, Colfax	100,108	116,484	1,894,376	0	115,214	3,450	5,801	129,865
12840	Trinity, Endicott	71,062	105,830	3,065,669	0	74,200	1,452	7,341	117,604
12861*	Genesee Valley, Genesee	25,414	25,414	20,809	0	18,427	547	1,075	20,049
12862*	St John, Genesee	18,427	30,035	20,809	0	25,414	548	1,075	28,012
12907	Emmanuel, Moscow	251,218	278,449	5,856,953	1,311	314,499	10,000	40,250	364,749

1D Northwest Intermountain Synod, ELCA

Cong ID	Congregation Name and City	Regular Giving	Total Receipts	Total Assets	Total Indebtedness	Current Operating Expenses	Mission Support	Non-Mission Support	Total Disbursements
12948	Grace, Potlatch	47,398	309,207	261,509	0	28,627	2,437	0	46,664
12954	Trinity, Pullman	224,679	269,679	3,066,667	0	261,917	24,000	4,000	334,917
04820 *	Troy, Troy	96,009	132,962	2,260,857	0	85,579	9,288	12,535	114,680
	Conference Totals	\$834,315	\$1,268,060	\$16,447,649	\$1,311	\$923,877	\$51,722	\$72,077	\$1,156,540
Conference: 05 North Idaho									
13355	Trinity, Bonners Ferry	119,208	127,454	8,205,753	0	140,375	10,979	3,007	191,838
07502	Lutheran Church of the Master, Coeur D Alene	159,920	316,526	4,435,415	388,208	324,372	12,794	7,375	374,624
13371	Trinity, Coeur D Alene	340,396	408,288	3,969,491	42,015	317,695	13,250	56,406	433,250
13442	American, Newport	195,000	203,785	509,180	0	318,925	14,319	0	345,244
13446	Our Savior, Pinehurst	108,365	124,955	1,762,007	0	35,304	16,824	25,515	89,643
13452	Calvary, Post Falls	159,649	181,143	832,910	98,504	145,347	5,000	3,429	196,609
30413 *	Lamb of God, Priest Lake	26,000	34,000	460,000	0	23,200	0	2,700	25,900
13468	First, Sandpoint	152,563	256,843	19,511,909	10,270,202	255,450	8,000	5,000	282,450
	Conference Totals	\$1,261,101	\$1,652,994	\$39,686,665	\$10,798,929	\$1,560,668	\$81,166	\$103,432	\$1,939,558
Conference: 06 South Central Washington									
12838	First, Ellensburg	267,070	356,750	0	0	257,140	25,800	71,302	354,242
04891	Christ The King, Goldendale	47,470	60,555	2,929,967	0	59,866	4,054	3,643	85,527
12867	Immanuel, Grandview	139,246	161,746	1,156,800	0	137,547	11,565	3,000	158,112
30393 *	Grace, Mattawa	30,347	56,788	163,135	0	31,174	2,000	1,420	34,594
04830	Our Saviour, Sunnyside	77,196	89,533	51,874	75,697	75,697	700	345	83,752
13033 *	Faith, Toppenish	42,436	46,443	612,000	0	54,665	1,200	600	60,465
04832 *	Central, Yakima	413,026	494,195	2,791,474	0	351,338	31,698	7,900	390,936
04833	Christ, Yakima	160,000	171,451	553,050	0	173,000	11,200	19,187	203,387
	Conference Totals	\$1,176,791	\$1,437,461	\$8,258,300	\$75,697	\$1,140,427	\$88,217	\$107,397	\$1,371,015
Conference: 07 Lower Columbia Basis									
12879	First, Kennewick	311,723	364,673	4,189,419	193	299,993	19,059	28,589	363,307
07518	Lord Of Life, Kennewick	508,091	610,501	2,744,832	551,009	373,871	27,444	19,357	503,542
12927	First, Pasco	166,764	171,409	1,943,010	387	168,692	3,000	1,200	176,316
13042	Christ, Walla Walla	318,194	339,435	1,852,345	0	304,939	31,986	8,828	376,291
	Conference Totals	\$1,304,772	\$1,486,018	\$10,729,606	\$551,589	\$1,147,495	\$81,489	\$57,974	\$1,419,456
Conference: 08 North Central Washington									
12812 *	Grace, Cashmere	90,739	101,428	429,953	0	82,175	7,200	0	103,161
12815	Fullness Of God, Chelan	1	5,639	0	0	1,200	1	5,638	6,839
12816	Lake Chelan, Chelan	148,603	148,603	0	0	142,591	11,250	0	153,841
07703 *	Celebration, East Wenatchee	220,273	379,240	1,685,214	384	183,643	17,400	15,130	388,918

Evangelical Lutheran Church in America
Form A - Congregation Finances as of December 31, 2024

1D Northwest Intermountain Synod, ELCA

Cong ID	Congregation Name and City	Regular Giving	Total Receipts	Total Assets	Total Indebtedness	Current Operating Expenses	Mission Support	Non-Mission Support	Total Disbursements
12842	Holy Trinity, Ephrata	131,689	154,798	4,485,733	2,612	129,975	12,677	3,428	146,080
12890	Faith, Leavenworth	158,722	477,881	2,700,332	279,400	173,611	10,600	13,322	544,965
12955	St Paul, Quincy	71,164	85,093	4,154,223	0	87,922	6,000	894	95,516
13044	Grace, Wenatchee	440,364	614,301	6,997,808	10,835	460,985	19,830	60,887	697,383
	Conference Totals	\$1,261,555	\$1,966,983	\$20,453,263	\$293,231	\$1,262,102	\$84,958	\$99,299	\$2,136,703
Conference: 09 Big Bend									
12837	Christ, Davenport	41,515	57,414	1,104,436	0	45,951	4,500	1,435	51,886
12831*	Zion, Davenport	69,898	115,140	1,972,062	0	121,422	1,000	1,146	123,568
12894	Good Hope, Lind	14,711	14,711	542,543	0	12,000	100	2,200	18,800
12908	Immanuel, Moses Lake	177,668	272,716	4,939,627	0	210,168	3,545	3,424	284,702
12926	Pilgrim, Othello	126,667	164,629	2,690,568	0	145,366	11,000	12,787	169,153
12963	Emanuel, Ritzville	135,097	135,097	571,596	0	140,000	3,000	1,000	144,000
13012	St John, Sprague	57,041	70,353	182,225	0	7,200	4,270	1,660	13,130
13046	Wilbur Community Church, Wilbur	136,078	136,078	2,033,997	0	139,912	6,266	1,718	217,318
	Conference Totals	\$758,675	\$966,138	\$14,037,054	\$0	\$822,019	\$33,681	\$25,370	\$1,022,557
Conference: 10 Mount Spokane									
12818	St Paul, Chewelah	54,309	56,266	46,420	0	47,597	2,400	0	75,128
12823*	St Paul, Colville	154,155	156,449	372,473	0	96,960	11,832	2,270	117,621
12832	Zion, Deer Park	82,583	93,774	556,811	0	75,355	1,910	7,049	102,842
30316*	Prince Of Peace, Spokane	291,895	357,457	2,081,523	0	276,132	8,695	20,288	357,814
04829	Salem, Spokane	141,044	189,175	1,772,047	0	178,871	9,000	8,759	196,630
04826	St Luke, Spokane	1,891,742	2,186,197	18,429,599	2,883,018	1,033,807	70,926	93,265	1,780,574
	Conference Totals	\$2,615,728	\$3,039,318	\$23,258,873	\$2,883,018	\$1,708,722	\$104,763	\$131,631	\$2,630,609
Conference: 11 Spokane Valley									
12854	Fairfield Community Church, Fairfield	104,904	170,953	1,017,042	0	119,245	5,244	5,544	148,888
16212	Peace, Otis Orchards	55,103	286,213	666,072	0	52,304	600	2,484	293,428
13011	Zion, Spokane	121,854	140,045	2,028,163	4,105	137,380	2,206	1,898	141,484
12922	Advent, Spokane Valley	337,132	606,994	3,772,648	0	366,999	18,405	15,000	400,404
	Conference Totals	\$618,993	\$1,204,205	\$7,483,925	\$4,105	\$675,928	\$26,455	\$24,926	\$984,204
Conference: 12 Spokane Westward									
12903	St John, Medical Lake	119,110	137,768	832,119	107,331	131,750	5,843	33,856	180,518
12957	Emmanuel, Reardan	53,899	80,873	81,546	0	13,732	4,196	7,657	37,465
13008	All Saints Lutheran Church Of Spokane, Spokane	107,336	147,765	4,871,935	0	195,251	6,000	0	201,251
13007	Central, Spokane	105,987	224,945	994,945	0	200,343	7,419	2,754	210,516

Evangelical Lutheran Church in America
Form A - Congregation Finances as of December 31, 2024

1D Northwest Intermountain Synod, ELCA

Cong ID	Congregation Name and City	Regular Giving	Total Receipts	Total Assets	Total Indebtedness	Current Operating Expenses	Mission Support	Non-Mission Support	Total Disbursements
04827	St Mark, Spokane	725,752	813,439	5,944,606	245,263	628,297	50,004	23,129	793,165
	Conference Totals	\$1,112,084	\$1,404,790	\$12,725,151	\$352,594	\$1,169,373	\$73,462	\$67,396	\$1,422,915
	Synod Totals	\$14,446,170	\$18,566,056	\$196,816,885	\$16,019,956	\$13,775,640	\$774,197	\$883,290	\$18,280,852

1D Northwest Intermountain Synod, ELCA

Summary of Membership Statistics Totals -- End of Year	2023	2024	Change	Percent
Congregations	86	82	-4	-4.65
Congregations - Organized	86	82	-4	-4.65
Congregations - Under Development	0	0	0	---
Congregations - Filed Form A	66	62	-4	-6.06
Baptized Members	15,758	15,064	-694	-4.40
Average Baptized Members per Congregation	183	184	0	0.26
Confirmed Members	13,548	12,974	-574	-4.24
Average Confirmed Members per Congregation	158	158	1	0.43

Analysis of Membership Gains and Losses

Baptized Members -- Received

By Baptism - Children Under Age 16	112	106	-6	-5.36
By Baptism - Adults Age 16 and Older	31	27	-4	-12.90
By Affirmation of Faith	153	204	51	33.33
By Transfer	161	168	7	4.35
From Other Sources and Stat Adjs	41	46	5	12.20
Baptized Members -- Total Received	498	551	53	10.64

Baptized Members -- Removed

By Death	247	224	-23	-9.31
By Transfer	145	136	-9	-6.21
For Other Reasons and Stat Adjs	556	527	-29	-5.22
Baptized Members -- Total Removed	948	887	-61	-6.43

Baptized Members Confirmed	78	60	-18	-23.08
Active Participants	11,929	11,264	-665	-5.57

Analysis of Attendance	2023	2024
Avg. # weeks congregations worshipped (on-site)	43	46
Avg. # weeks congregations worshipped (online)	34	35
Total avg. weekly worship attendance (on-site)	4,078	4,196
Total avg. weekly worship attendance (online)	1,992	1,452
Avg. att. per congregation (on-site)	54	57
Avg. att. per congregation (online)	33	25
Average att. as a percentage of baptized membership (on-site)	25.88	27.85
Average att. as a percentage of baptized membership (online)	12.64	9.64

1D Northwest Intermountain Synod, ELCA

Summary of Financial Statistics	2023	2024	Change	Percent	Statistical Analysis	
Totals -- End of Year					Averages per Congregation Reporting	
Total Receipts	17,705,439	18,566,056	860,617	4.86	Total Receipts (/82)	226,415.32
Total Disbursements **	16,466,067	18,280,852	1,814,785	11.02	Total Disburse (/82)	222,937.22
Total Indebtedness on Dec 31	17,565,154	16,019,956	-1,545,198	-8.80	Total Indebtedness (/24)	667,498.17
Projected Mission Support	847,716	853,560	5,844	0.69		
Average Total Giving / Bapt Member	1028.46	1085.98	57.52	5.59	Percent Congs With No Debt	70.73
Average Total Giving / Conf Member	1196.22	1260.92	64.70	5.41		
Detail of Financial Statistics - Receipts						
Regular Giving	14,642,696	14,446,170	-196,526	-1.34		
Designated Giving	1,563,741	1,912,987	349,246	22.33		
Earned Income (any source)	816,075	943,068	126,993	15.56		
Grants (any source)	133,142	113,305	-19,837	-14.90		
All Other Receipts	549,785	1,150,526	600,741	109.27		
Detail of Financial Statistics - Disbursements					Percent of Total Disbursements	
Current Operating Expenses	13,303,462	13,775,640	472,178	3.55	Current Operating Expenses	75.36
Capital Improvements	565,782	1,130,054	564,272	99.73	Capital Improvements	6.18
Payments on Debts	882,501	1,247,416	364,915	41.35	Payments on Debts	6.82
Mission Support	779,157	774,197	-4,960	-0.64	Mission Support	4.24
Other Synod Benevolence	78,365	143,598	65,233	83.24	Other Synod Benevolence	0.79
Other CWO Benevolence	57,887	50,564	-7,323	-12.65	Other CWO Benevolence	0.28
Benevolence - Another Country	34,230	165,571	131,341	383.70	Benevolence - Another Country	0.91
Benevolence - Camps	52,268	56,292	4,024	7.70	Benevolence - Camps	0.31
Benevolence - Campus Ministry	17,865	13,634	-4,231	-23.68	Benevolence - Campus Ministry	0.07
Benevolence - Colleges	7,054	10,200	3,146	44.60	Benevolence - Colleges	0.06
Benevolence - Seminaries	13,300	1,000	-12,300	-92.48	Benevolence - Seminaries	0.01
Benevolence - Social Service	152,445	160,065	7,620	5.00	Benevolence - Social Service	0.88
Benevolence - Direct Recipient	450,819	282,366	-168,453	-37.37	Benevolence - Direct Recipient	1.54
Subtotal Non-Mission Supt Benev	864,233	883,290	19,057	2.21	Subtotal Non-Mission Supt Benev	4.83
Other Expenses & Realized Losses	67,146	466,469	399,323	594.71	Other Expenses & Realized Losses	2.55

** Total Disbursements may not equal the sum of the disbursements details reported due to previous data not being included in the detail listing.

1D Northwest Intermountain Synod, ELCA

Congregations Reporting Ethnic Active Participants					Percent of Congregations Reporting Ethnic Active Participants	
	2023	2024	Change	Percent		
African American/Black	21	18	-3	-14.29	African American/Black	21.95
African National/African Caribbean	7	5	-2	-28.57	African National/African Caribbean	6.10
American Indian/Alaska Native	13	11	-2	-15.38	American Indian/Alaska Native	13.41
Arab/Middle Eastern	4	4	0	0.00	Arab/Middle Eastern	4.88
Asian/Pacific Islander	21	21	0	0.00	Asian/Pacific Islander	25.61
Latino/Hispanic	32	29	-3	-9.38	Latino/Hispanic	35.37
Multiracial	22	28	6	27.27	Multiracial	34.15
White	85	76	-9	-10.59	White	92.68

Total Ethnic Active Participants					Percent Ethnic Active Participants	
	2023	2024	Change	Percent		
African American/Black	74	78	4	5.41	African American/Black	0.72
African National/African Caribbean	59	57	-2	-3.39	African National/African Caribbean	0.52
American Indian/Alaska Native	65	56	-9	-13.85	American Indian/Alaska Native	0.52
Arab/Middle Eastern	7	8	1	14.29	Arab/Middle Eastern	0.07
Asian/Pacific Islander	86	80	-6	-6.98	Asian/Pacific Islander	0.74
Latino/Hispanic	402	427	25	6.22	Latino/Hispanic	3.93
Multiracial	133	200	67	50.38	Multiracial	1.84
White	11,090	9,967	-1,123	-10.13	White	91.67

1D Northwest Intermountain Synod, ELCA

(62 Congs Filed)

C31 Languages in which Liturgies are Regularly Conducted

Amharic	Estonian	Lao	Swahili	1
Anyuak	Finnish	Latvian	Swedish	
Arabic	French	2	Maban	Tagalog
Batak	German	Mandarin	Taiwanese	
Burmese	Haitian	Navajo	Tamil	
Cambodian	Hmong	Norwegian	Telugu	
Cantonese	Hungarian	Nuer	Thai	
Cherokee	Indonesian	Oromo	Tigrinya	
Creole	Inupiat	Paiute	Ukrainian	
Czech	Japanese	Portuguese	Urdu	
Danish	Kiswahili	Sign	Vietnamese	
Dinka	Korean	Slovak		
English	82	Lakotah	Spanish	3

C32 Disability Assistance Provided

Wheelchair Accessibility	72
Braille Worship Materials	0
Large Print Worship Materials	54
Assistive Hearing Devices	35
Sign Language Interpreters	1
Mental Health Ministries	6
Ministry with People with Developmental Disabilities	6
Specialized Faith Formation for Children or Adults (ADHD, autism, dyslexia, etc.)	2
No Response to Any	6

Evangelical Lutheran Church in America
Summary of Congregations That Did Not File 2024 Report Form A

1D Northwest Intermountain Synod, ELCA

Last Year Filed	Cong ID	Cong Status	Baptized Members	Congregation Name	City, State	Minister	Phone
2007	12812	Org	172	Grace	Cashmere, WA	Robert C. Gohl	(509)782-3583
2014	30393	Org	46	Grace	Mattawa, WA		(509)932-4080
2018	04813	Org	34	Bethel	Firth, ID		(208)346-6271
2018	12913	Org	102	St John	Nezperce, ID		(208)937-2223
2019	12875	Org	35	Faith	Kamiah, ID		
2020	13033	Org	105	Faith	Toppenish, WA	Richard T. Carnahan	(509)865-4681
2021	04809	Org	27	Emanuel	Blackfoot, ID	Wayne R. Shipman	(208)785-3304
2021	12831	Org	214	Zion	Davenport, WA	Tyler G. Gubsch	(509)725-4911
2021	30413	Org	68	Lamb of God	Priest Lake, ID		(208)443-1403
2021	30643	Org	110	Star Valley United Church, Inc	Thayne, WY		(307)883-7122
2022	04819	Org	81	St Paul	Ontario, OR		(541)889-9349
2022	12823	Org	323	St Paul	Colville, WA	Patricia D. Heath	(509)684-2432
2023	04812	Org	118	Faith	Caldwell, ID	Lucas J. Shurson	(208)459-2444
2023	04820	Org	83	Troy	Troy, ID	Patrick Kaley	(208)835-2949
2023	04832	Org	231	Central	Yakima, WA	Ann Murphy	(509)575-6490
2023	07703	Org	194	Celebration	East Wenatchee, WA	Sarah E. Toney	(509)884-3817
2023	12861	Org	18	Genesee Valley	Genesee, ID		(208)285-1719
2023	12862	Org	48	St John	Genesee, ID		(208)285-1719
2023	16217	Org	60	Grace	Mountain Home, ID		(208)587-4513
2023	30316	Org	198	Prince Of Peace	Spokane, WA	Joel A. Skindlov	(509)465-0779

Synod Total: 20 Congregation(s)