

2024

Synod Data Toolkit

Southwestern Washington
Synod (1C)

Office of the Secretary
December 2025



Evangelical
Lutheran Church
in America

This page intentionally left blank.

Table of Contents

03

Synod Summary

23

Baptisms by Congregation

05

Synod Trend Tables & Charts

28

Congregation Reports

18

Baptized Members, Average
Attendance, and Active
Participants

Summary of Membership, Participation, and Attendance

1C - Southwestern Washington

Baptized membership has declined 27% over the past eight years, changing from 26,381 in 2017 to 19,313 in 2024. Over this same time period, the overall ELCA baptized membership decreased 23%.

Since 2017, **active participation** has shrunk 28%, moving from 17,685 to 12,680 with a drop of 315 in the most recent year. When looking at participation changes between 2020 and 2024 there was a 17% decrease. Since 2017, active participation in the ELCA overall has decreased by 38% (approximately 5% per year). Since 2020, active participation has decreased at a slightly slower rate of 16% (approximately 4% per year).

In-person worship attendance has declined 37% from 9,035 in 2017 to 5,670 in 2024. Some of this decline is made up by attenders worshiping online (3,833 in 2024). It is important to note that beginning in 2020, congregations were asked specifically about their in-person and online worship attendance separately. In-person worship attendance has increased 46% since 2020 from 3,874 to 5,670 in 2024. Since 2020, the overall ELCA in-person worship attendance increased 30% from 404,611 to 525,792 in 2024.

Summary of Finances

1C - Southwestern Washington

Regular giving has decreased by 3% since 2017, moving from \$21,662,372 in 2017 to \$21,011,538 in 2024. Over this period, inflation was 28%. Since 2020, regular giving has increased by 2% in the synod and decreased by 2.5% in the ELCA overall; inflation was 21% during this time period.

Mission support has increased 2% since 2017, from \$950,579 to \$968,665 in 2024. The ELCA overall experienced a 12% decline over the same period. Since 2020, mission support has decreased by 4% in the synod and decreased by 7% in the ELCA overall.

Operating expenses have increased by 22%, standing at \$25,517,859 in 2024 compared to \$20,934,561 in 2017. They have increased by 4% for the ELCA overall during this time. Since 2020, operating expenses have increased by 19% in the synod and increased 8% in the ELCA overall.

Synod Trend Tables and Charts

- Synod Trend Tables
- Synod Trend Charts
- Congregations by Size
- Growth & Decline Tables

Annual Congregation Report

Trends for 1C - Southwestern Washington

	2017	2018	2019	2020	2021	2022	2023	2024
Number of Organized Congregations	81	81	79	79	79	80	80	78
Baptized Membership	26,381	26,017	24,050	23,365	22,722	22,156	19,744	19,313
Members Received By:								
Baptism: Children	260	232	187	106	134	141	131	112
Baptism: Adults	51	45	49	17	27	50	33	32
Affirmation of Faith	402	364	308	229	146	223	312	227
Transfer	277	263	208	132	152	236	248	179
Other and Statistical Adjustment	95	54	88	27	19	92	39	131
Members Removed By:								
Death	370	353	301	360	360	329	319	304
Transfer	250	216	154	114	154	236	178	116
Other and Statistical Adjustment	1,593	1,249	1,656	1,415	1,434	1,462	1,956	534
Baptized Members Confirmed	155	134	137	97	87	110	77	58
Confirmed Members	21,113	21,574	19,371	18,719	18,249	18,080	16,722	16,002
Active Participants	17,685	18,004	16,010	15,231	14,101	13,254	12,995	12,680
Average Attendance	9,035	8,811	8,330	Not collected	Not collected	Not collected	Not collected	Not collected
Average Attendance - On-site				3,874	3,240	4,172	5,413	5,670
Average Attendance - Online				9,243	6,283	3,512	3,252	3,833
Racial/Ethnic Composition of Active Participants								
African American/Black	159	199	190	211	198	200	206	183
African National/African Caribbean	33	39	27	26	24	40	41	33
American Indian/Alaska Native	50	73	89	76	80	74	90	82
Arab/Middle Eastern	9	8	9	12	12	9	9	8
Asian/Pacific Islander	189	309	293	279	282	229	225	241
Multi-Racial/Multi-Ethnic	298	302	281	234	237	278	268	253
Other	343	339	Omitted	Omitted	Omitted	Omitted	Omitted	Omitted
Hispanic/Latino	150	177	217	201	213	210	175	168
White	14,841	15,604	13,990	13,833	12,730	11,677	11,406	10,741

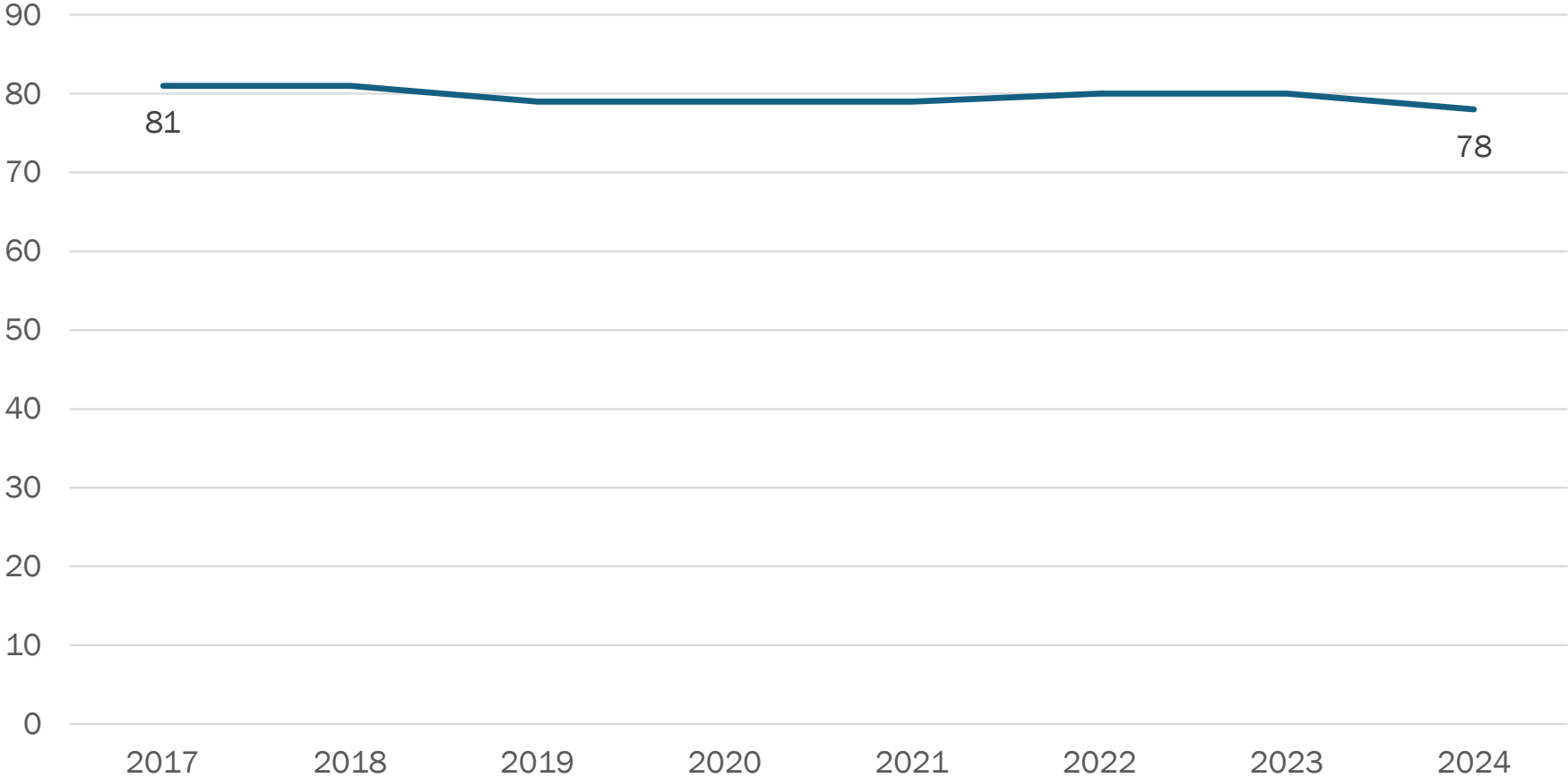
Annual Congregation Report

Trends for 1C - Southwestern Washington

	2017	2018	2019	2020	2021	2022	2023	2024
Regular Giving by Members	\$21,662,372	\$22,273,567	\$21,945,050	\$20,669,228	\$20,639,589	\$21,436,491	\$20,785,403	\$21,011,538
Designated Giving by Members	\$3,794,860	\$3,909,175	\$4,358,763	\$4,354,717	\$3,922,855	\$3,850,572	\$3,431,657	\$3,572,413
Earned Income (any source)	\$2,162,308	\$1,903,327	\$2,991,974	\$3,106,879	\$3,984,474	\$4,423,349	\$4,094,815	\$4,192,708
Grants & Partnership Support	\$164,778	\$298,472	\$260,651	\$1,074,110	\$604,477	\$600,806	\$616,283	\$360,449
Other Receipts	\$3,102,448	\$1,946,712	\$1,695,691	\$1,737,234	\$964,780	\$1,447,736	\$1,316,940	\$1,748,347
Total Receipts	\$30,886,766	\$30,331,253	\$31,252,129	\$30,942,168	\$30,116,175	\$31,758,954	\$30,245,098	\$30,885,455
Total Indebtedness	\$19,182,107	\$17,160,771	\$15,403,312	\$14,393,537	\$13,078,146	\$11,018,663	\$10,567,153	\$8,884,552
Intended Mission Support	\$1,381,613	\$1,360,072	\$1,211,595	\$1,179,939	\$1,240,396	\$1,989,190	\$851,977	\$1,036,230
Current Operating Expenses	\$20,934,561	\$22,253,664	\$22,077,299	\$21,436,468	\$20,963,543	\$23,125,803	\$24,836,882	\$25,517,859
Capital Improvements	\$1,080,000	\$1,184,307	\$995,122	\$1,018,362	\$1,091,095	\$1,647,195	\$2,393,410	\$1,517,014
Payments on Debt	\$2,818,256	\$3,337,616	\$2,536,334	\$2,328,918	\$1,918,758	\$2,229,017	\$1,918,304	\$1,232,458
Mission Support	\$950,579	\$1,006,025	\$1,141,341	\$1,007,146	\$968,677	\$1,013,901	\$919,442	\$968,665
as % of Total Disbursements	3.35	3.41	3.98	3.66	3.64	3.39	2.90	3.12
as % of Regular Giving	4.39	4.52	5.20	4.87	4.69	4.73	4.42	4.61
Other Benevolence sent directly:								
To the synod	\$397,593	\$317,286	\$239,972	\$180,796	\$145,961	\$174,879	\$145,640	\$100,990
To the churchwide organization	\$50,436	\$48,504	\$45,638	\$29,343	\$54,763	\$109,174	\$56,355	\$81,914
For activity in another country	\$137,867	\$123,135	\$134,273	\$94,903	\$159,641	\$123,270	\$96,312	\$84,135
To camps	\$8,098	\$7,310	\$7,930	\$9,465	\$8,932	\$7,587	\$5,753	\$11,521
To colleges	\$23,291	\$23,393	\$21,591	\$31,922	\$16,590	\$58,953	\$52,347	\$22,844
To seminaries	\$21,715	\$24,733	\$20,397	\$16,147	\$14,400	\$25,831	\$11,450	\$10,175
To social service organizations	\$270,662	\$336,682	\$412,351	\$312,686	\$445,606	\$396,914	\$313,927	\$301,010
To campus ministry	\$31,697	\$34,674	\$0	\$500	\$23,864	\$8,533	\$3,644	\$26,395
All other benevolence	\$541,390	\$460,636	\$488,483	\$579,651	\$554,344	\$536,154	\$407,747	\$488,557
Non-mission support benevolence	\$1,491,309	\$1,376,853	\$1,370,635	\$1,255,413	\$1,424,101	\$1,441,295	\$1,093,175	\$1,127,541
Other expenses	\$1,082,375	\$329,109	\$524,115	\$497,549	\$228,232	\$479,998	\$525,252	\$640,213
Sum of Disbursements	\$28,357,080	\$29,487,574	\$28,645,346	\$27,544,356	\$26,594,906	\$29,937,209	\$31,686,465	\$31,003,750

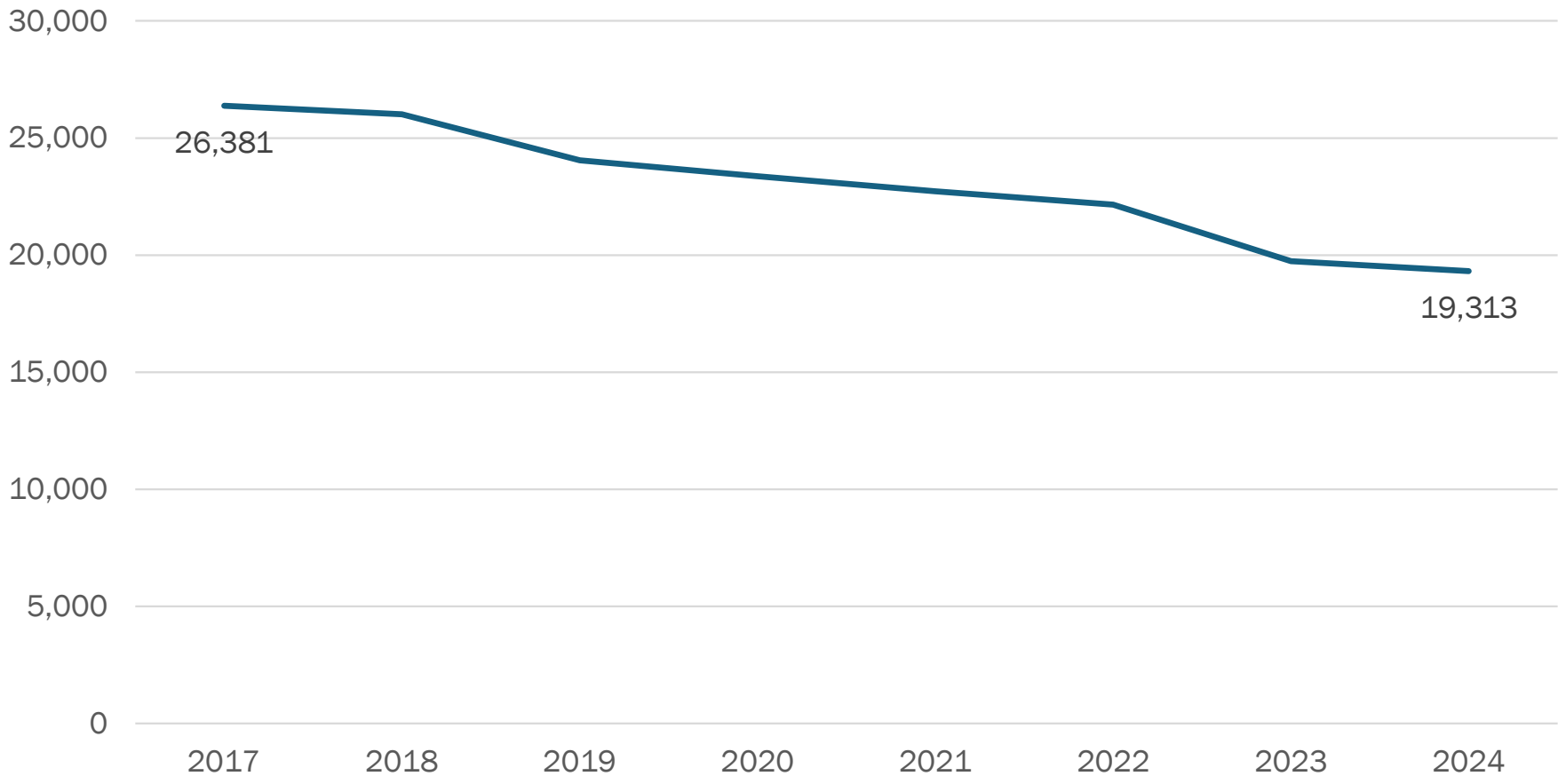
Number of Organized Congregations (2017-2024)

1C - Southwestern Washington



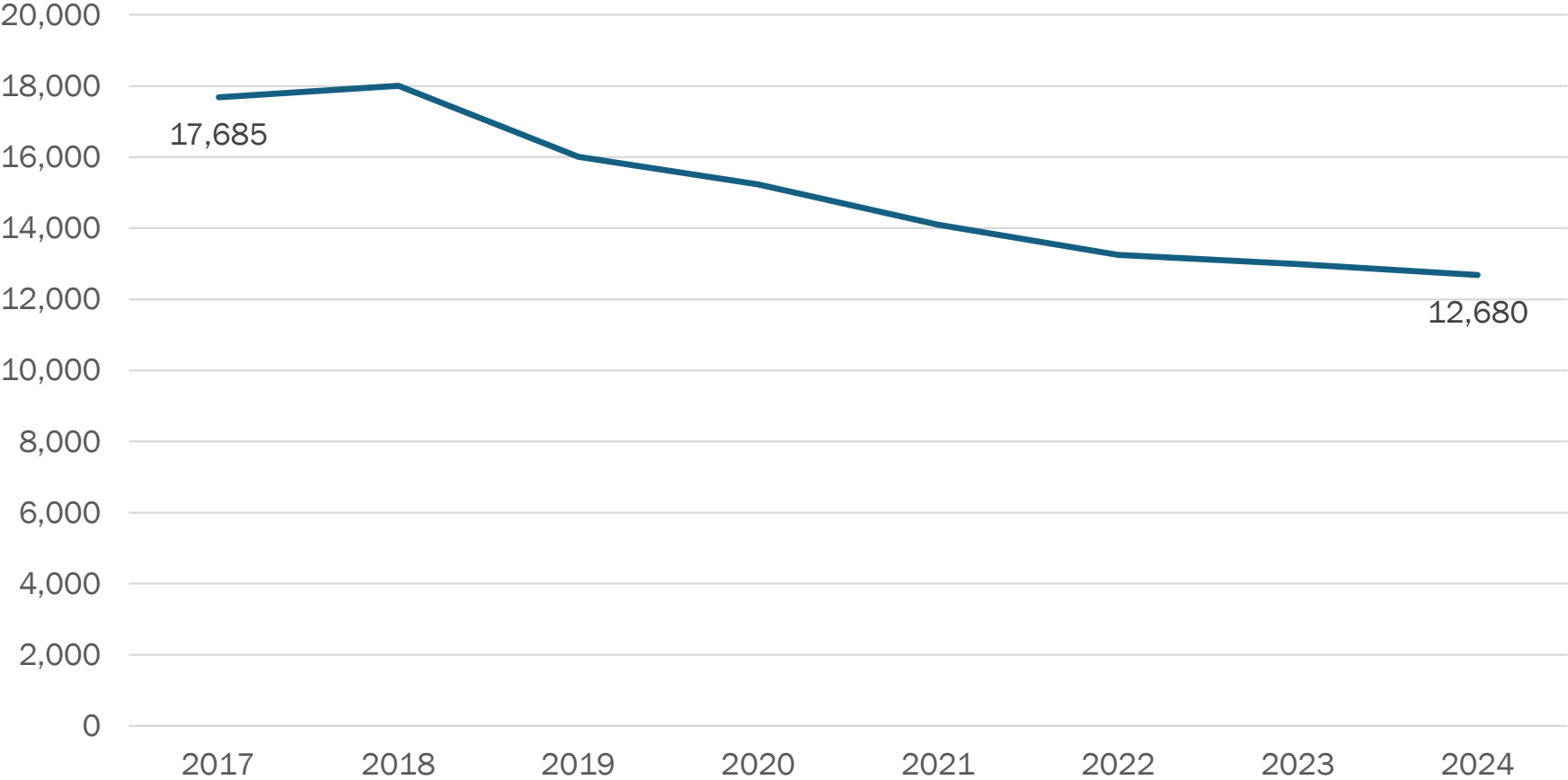
Baptized Membership (2017-2024)

1C - Southwestern Washington



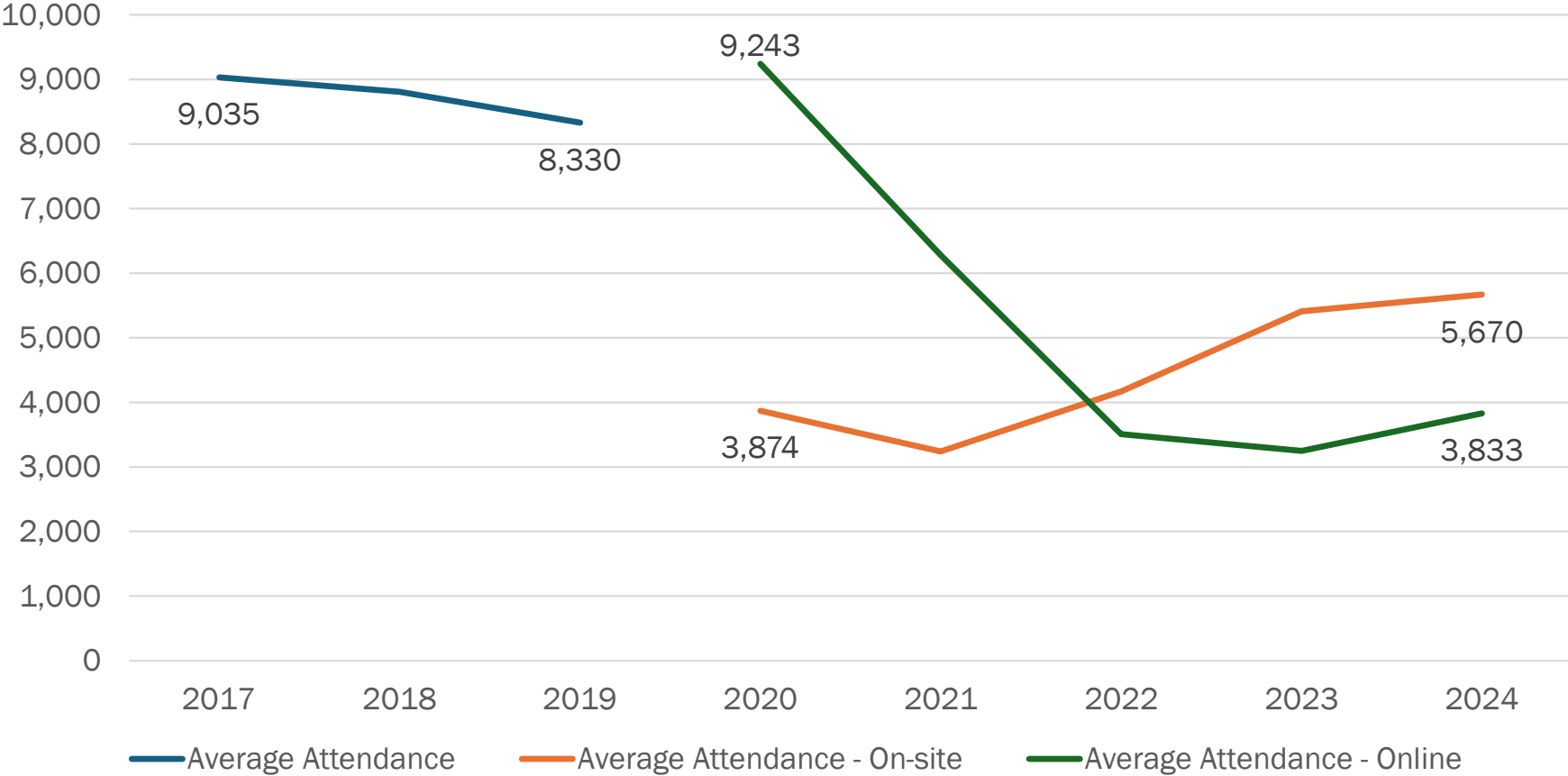
Active Participants (2017-2024)

1C - Southwestern Washington



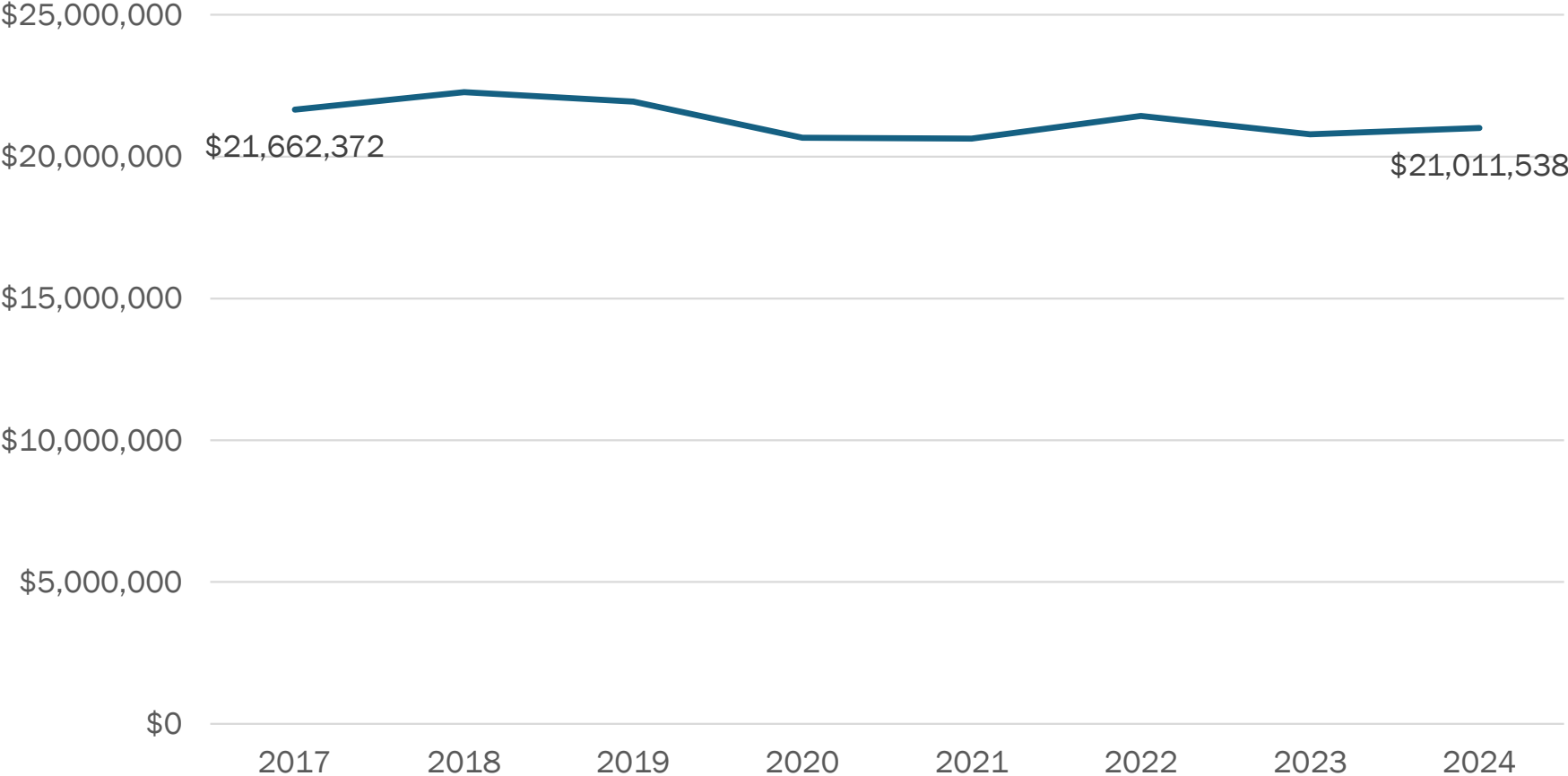
Worship Attendance (2017-2024)

1C - Southwestern Washington



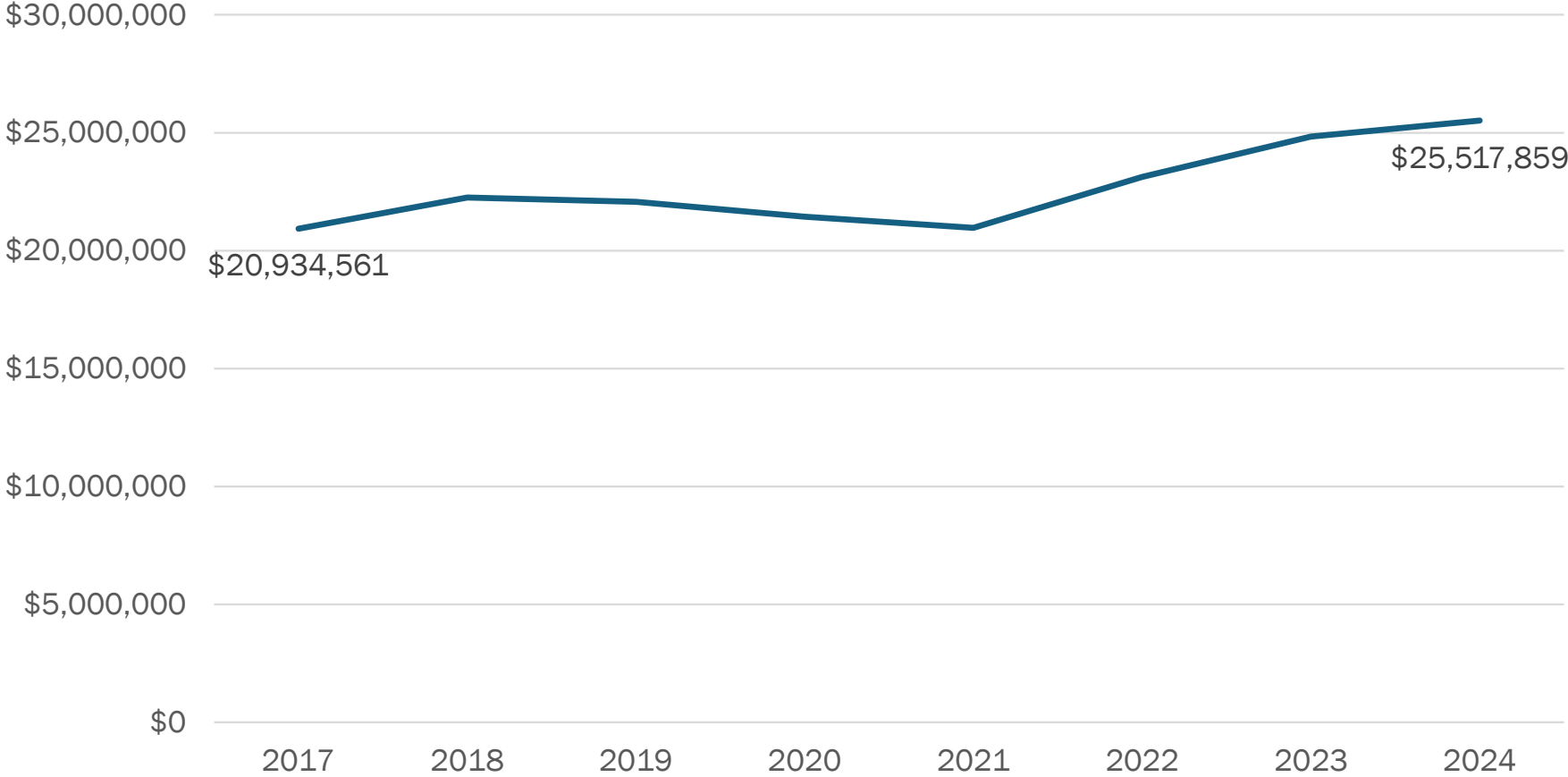
Regular Giving by Members (2017-2024)

1C - Southwestern Washington



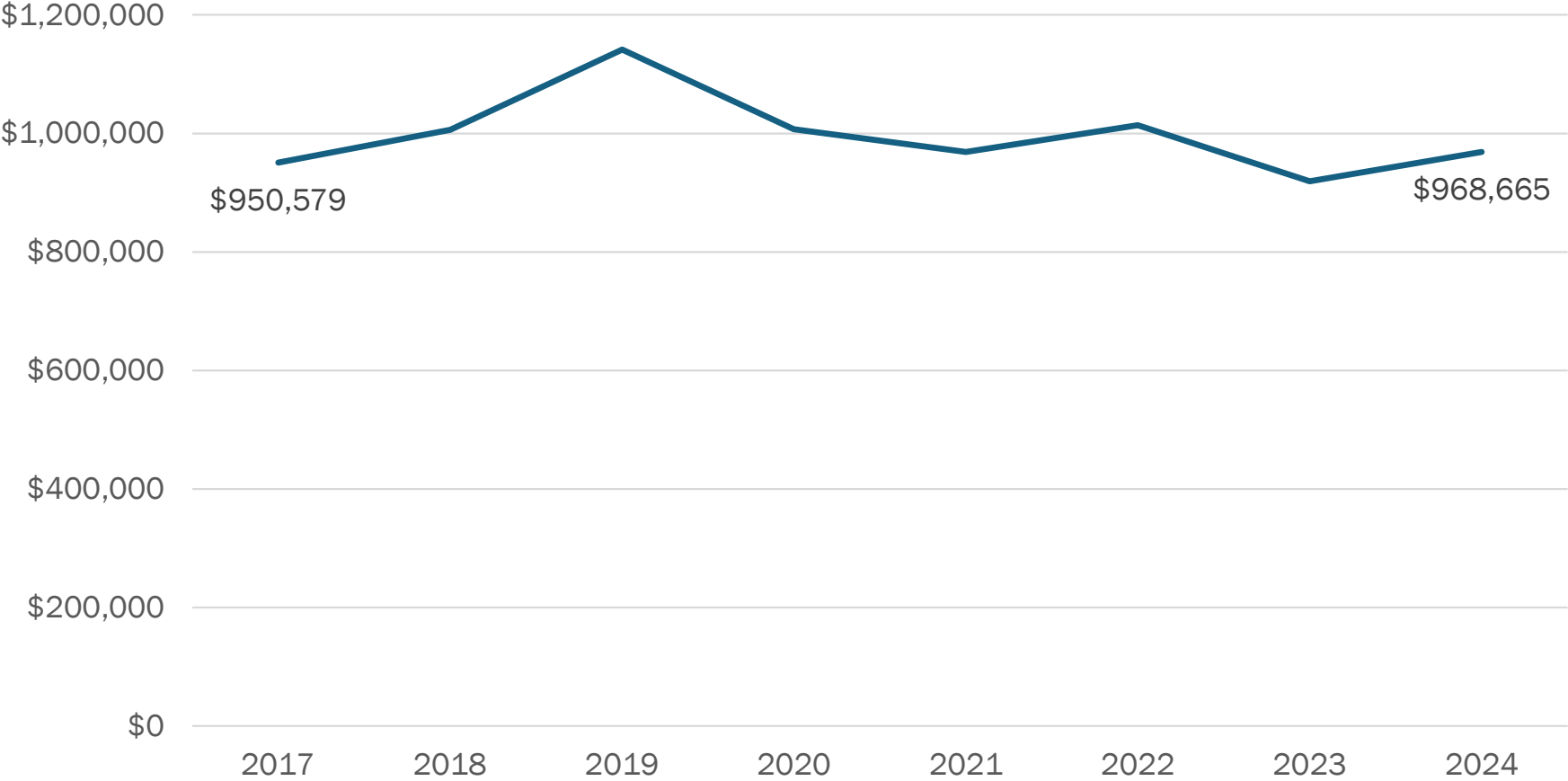
Current Operating Expenses (2017-2024)

1C - Southwestern Washington



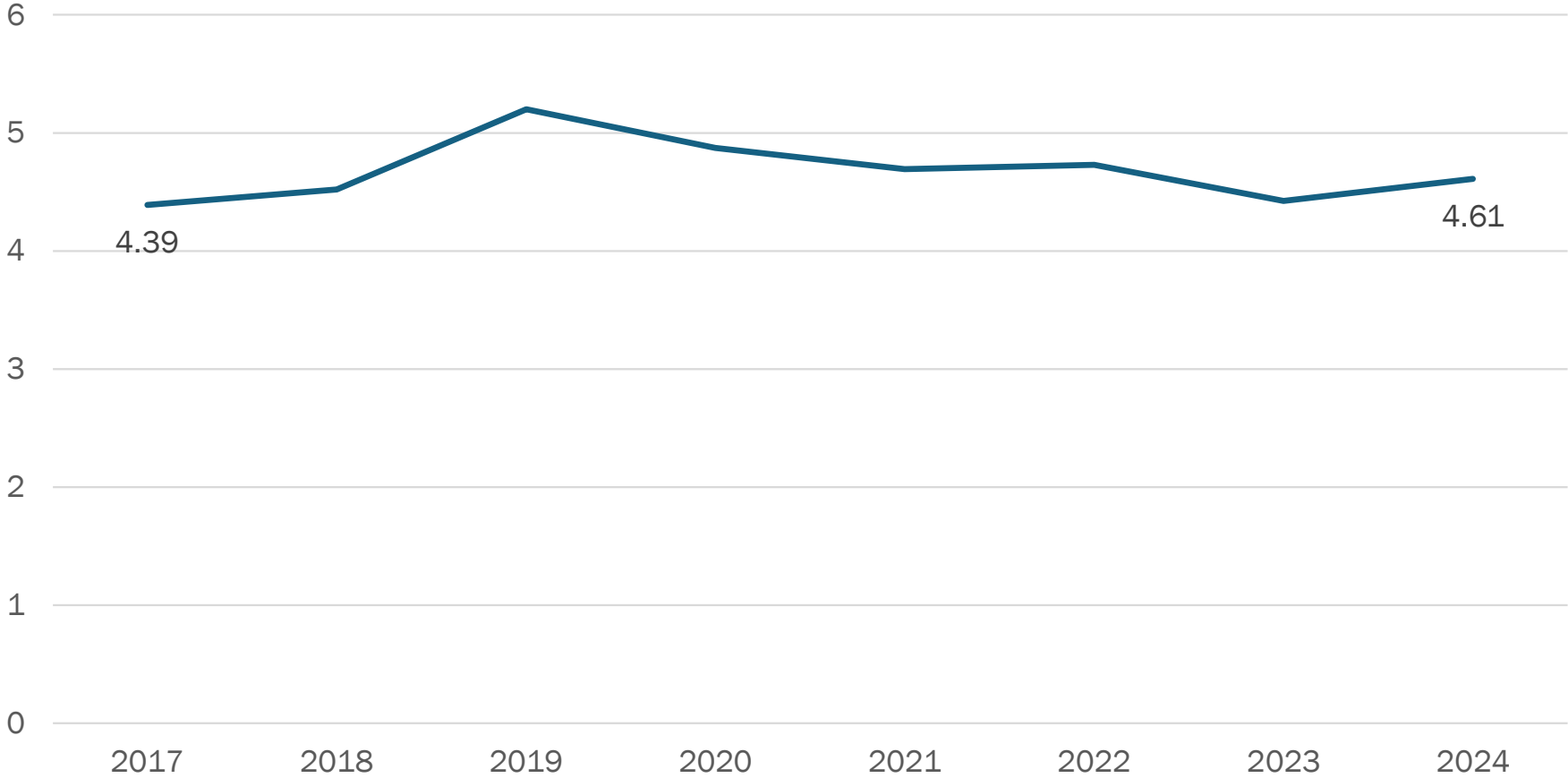
Mission Support (2017-2024)

1C - Southwestern Washington

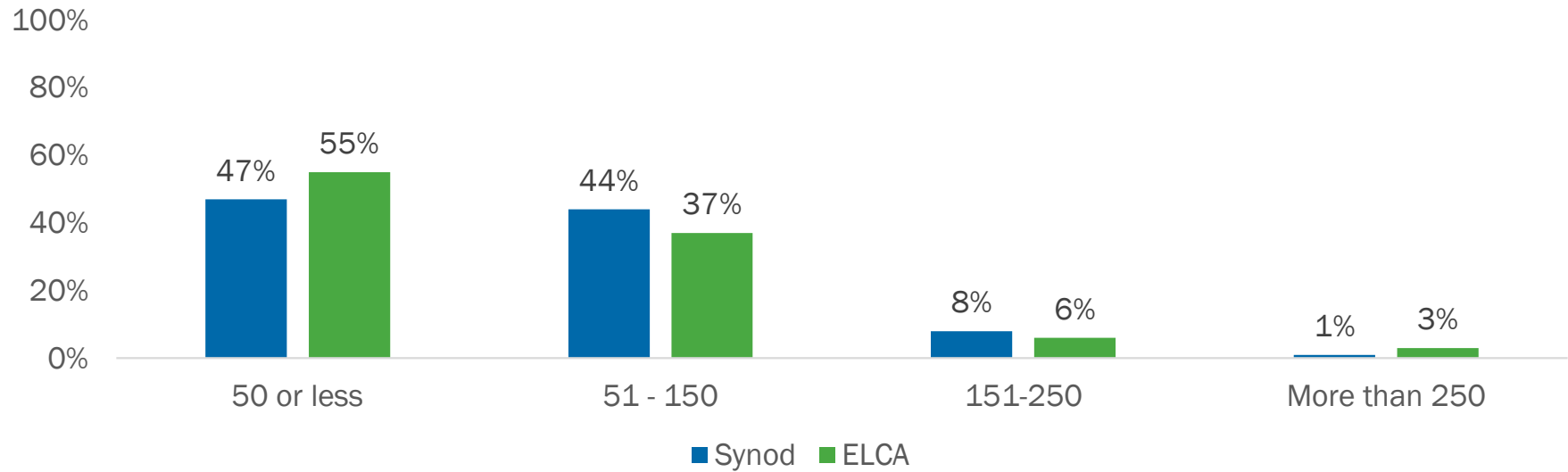


Mission Support as % of Regular Giving (2017-2024)

1C - Southwestern Washington



Congregations by Size (Average On-Site Worship Attendance) 1C - Southwestern Washington



Average On-Site Worship Attendance	Number of congregations (Synod)*	% of congregations (Synod)	Number of congregations (ELCA)*	% of congregations (ELCA)
50 or less	37	47%	4134	55%
51-150	34	44%	2787	37%
151-250	6	8%	430	6%
More than 250	1	1%	220	3%

*Submitted at least one Annual Congregation Report between 2020 and 2024.

Growth and Decline (2019-24)

1C - Southwestern Washington

Change in Baptized Membership	# of congregations* (Synod)	% of congregations (Synod)	# of congregations* (ELCA)	% of congregations (ELCA)
Decline greater than 25%	22	42%	1,450	28%
Decline between 5% - 25%	10	19%	1,504	29%
Stable (decline <5% - incline <5%)	13	25%	1,492	29%
Increase between 5% - 25%	7	13%	545	11%
Increase greater than 25%	0	0%	109	2%

Change in Active Participants	# of congregations* (Synod)	% of congregations (Synod)	# of congregations* (ELCA)	% of congregations (ELCA)
Decline greater than 25%	24	46%	2,298	45%
Decline between 5% - 25%	11	21%	1,133	22%
Stable (decline <5% - incline <5%)	5	10%	491	10%
Increase between 5% - 25%	4	8%	510	10%
Increase greater than 25%	8	15%	668	13%

Change in On-Site Worship Attendance	# of congregations* (Synod)	% of congregations (Synod)	# of congregations* (ELCA)	% of congregations (ELCA)
Decline greater than 25%	28	54%	2,740	54%
Decline between 5% - 25%	14	27%	1,590	31%
Stable (decline <5% - incline <5%)	5	10%	329	6%
Increase between 5% - 25%	2	4%	281	6%
Increase greater than 25%	3	6%	160	3%

*Only congregations that filed an Annual Congregation Report in 2019 and 2024 are included.

Baptized Members, Average Attendance, and Active Participants

Baptized Members, Average Attendance (online and on-site), and Active Participants

1C - Southwestern Washington

CongID	Congregation Name	City	State	ZIP	Data Year	Baptized Members	Average Online Attendance	Average On-site Attendance	Active Participants
13029	St Mark's Lutheran Church By The Narrows	Tacoma	WA	98406-1902	2024	1285	114	247	600
04908	Gloria Dei Lutheran Church	Olympia	WA	98502-5352	2024	703	59	218	588
12994	Silverdale Lutheran Church	Silverdale	WA	98383-7721	2024	867	149	290	552
12921	Lutheran Church Of The Good Shepherd	Olympia	WA	98501-3666	2024	680	76	148	521
13038	Messiah Lutheran Church	Vancouver	WA	98665-6842	2024	386	172	217	494
12952	Mountain View Lutheran Church	Edgewood	WA	98372-2418	2024	537	50	193	458
12841	Trinity Lutheran Church	Enumclaw	WA	98022-3211	2024	594	45	159	425
04926	Messiah Lutheran Church	Auburn	WA	98002-4369	2024	778	464	124	392
12949	First Lutheran Church	Poulsbo	WA	98370-6226	2024	286	103	91	385
07550	Creator Lutheran Church	Bonney Lake	WA	98391	2024	361	40	130	380
13020	Christ Lutheran Church	Lakewood	WA	98498-5509	2024	463	65	200	350
13030	Trinity Lutheran Church	Tacoma	WA	98444-3629	2024	194	30	79	350
13028	Peace Lutheran Church	Tacoma	WA	98405-3438	2024	217	269	100	310
13039	St Andrew Lutheran Church	Vancouver	WA	98662-6152	2024	394	119	144	300
12991	Faith Lutheran Church	Shelton	WA	98584-1817	2024	435	22	98	267
12946	First Lutheran Community Church	Port Orchard	WA	98366-4408	2024	742	82	120	250
04917	Redeemer Lutheran Church	Fircrest	WA	98466-6025	2016	378	0	0	250
04890	Zion Lutheran Church	Camas	WA	98607-1604	2024	924	25	84	215
07588	Agnus Dei Lutheran Church	Gig Harbor	WA	98332-8928	2024	253	38	94	203
13037	Family of Christ Lutheran Church	Vancouver	WA	98685-2267	2024	205	66	76	202
13002	Spanaway Lutheran Church	Spanaway	WA	98387-1300	2024	295	15	84	197
13040	Trinity Lutheran Church	Vancouver	WA	98685-5042	2023	177	86	57	190

Baptized Members, Average Attendance (online and on-site), and Active Participants

1C - Southwestern Washington

CongID	Congregation Name	City	State	ZIP	Data Year	Baptized Members	Average Online Attendance	Average On-site Attendance	Active Participants
30929	St Christopher's Community Church	Olympia	WA	98502-9389	2024	166	13	60	184
12953	Peace Lutheran Church	Puyallup	WA	98372-3262	2024	187	18	80	182
12932	Holy Trinity Lutheran Church	Port Angeles	WA	98362-6529	2024	292	50	75	180
04914	First Lutheran Church	Tacoma	WA	98405-4224	2024	162	22	90	162
04930	Hope Lutheran Church	Enumclaw	WA	98022-2217	2024	208	19	94	161
16281	Family of Grace Lutheran Church	Auburn	WA	98092-3615	2024	205	15	50	150
07490	Beautiful Savior Lutheran Church	Vancouver	WA	98684-6042	2024	348	44	59	142
04916	Mount Cross Lutheran Church	University Place	WA	98466-1544	2024	324	20	87	140
12809	Bethel Lutheran Church	Brush Prairie	WA	98606-0175	2024	152	26	93	135
04904	Immanuel Lutheran Church	Centralia	WA	98531-1672	2024	115	96	72	125
07534	Pilgrim Lutheran Church	Puyallup	WA	98374-3081	2024	352	26	93	125
04905	St John's Lutheran Church	Chehalis	WA	98532-4410	2024	121	5	60	121
12950	Vinland Lutheran Church	Poulsbo	WA	98370-0948	2024	273	65	105	120
04953	All Saints Lutheran Church	Federal Way	WA	98063-3069	2024	109	6	50	109
12864	Peninsula Lutheran Church	Gig Harbor	WA	98335-8301	2024	322	56	86	101
04921	Bethany Lutheran Church	Spanaway	WA	98387-4067	2024	292	21	64	100
16206	Celebration Lutheran Church	Puyallup	WA	98374-1545	2023	233	112	42	100
30590	Amazing Grace Lutheran Church	Aberdeen	WA	98520-4003	2024	129	8	60	99
12798	Christ Lutheran Church	Belfair	WA	98528-9434	2023	109	8	35	99
04896	Immanuel Lutheran Church	Vancouver	WA	98664-2266	2024	159	7	55	96
12813	St Paul Lutheran Church	Castle Rock	WA	98611-0847	2024	265	10	48	96
12886	Highland Lutheran Church	La Center	WA	98629-4610	2020	190	0	25	91
04893	Trinity Lutheran Church	Longview	WA	98632-2804	2023	204	34	36	90

Baptized Members, Average Attendance (online and on-site), and Active Participants

1C - Southwestern Washington

CongID	Congregation Name	City	State	ZIP	Data Year	Baptized Members	Average Online Attendance	Average On-site Attendance	Active Participants
12807	Our Saviour Lutheran Church	Bremerton	WA	98337-1342	2024	89	80	38	89
04906	Saron Lutheran-First Presbyterian Church	Hoquiam	WA	98550-0517	2024	141	197	49	85
12919	Galilean Lutheran Church	Ocean Shores	WA	98569-1419	2024	106	3	45	85
04918	Resurrection Evangelical Lutheran Church	Tacoma	WA	98422-2043	2024	135	5	34	81
04931	Calvary Lutheran Church	Federal Way	WA	98003-5442	2024	171	43	58	80
30099	Dungeness Valley Lutheran Church	Sequim	WA	98382-3113	2024	186	32	58	80
30160	Spirit Of Life Lutheran Church	Port Orchard	WA	98367-8552	2024	203	10	54	80
04892	Gloria Dei Lutheran Church	Kelso	WA	98626-0094	2024	79	2	42	78
04897	St Paul Lutheran Church	Vancouver	WA	98660-2878	2024	127	3	40	76
12895	Bethany Lutheran Church	Longview	WA	98632-5553	2024	74	6	40	75
07434	Gull Harbor Lutheran Church	Olympia	WA	98507-2548	2024	189	16	56	72
30410	United Lutheran Church	Tacoma	WA	98419-0964	2024	70	10	47	72
13047	St Paul Evangelical Lutheran Church	Winlock	WA	98596-9772	2024	131	0	47	70
16073	Grace Lutheran Church	Port Townsend	WA	98368-6350	2023	86	6	49	70
04910	Elim Lutheran Church	Port Orchard	WA	98366-8149	2024	84	100	45	60
30910	Peace Lutheran Fellowship	Port Ludlow	WA	98365-0295	2024	46	80	21	60
13024	Gloria Dei Lutheran Church	Tacoma	WA	98405-1904	2023	56	12	18	59
12859	Prince Of Peace Lutheran Church	Forks	WA	98331-0660	2024	72	40	17	53
13021	Lutheran Church Of Christ The King	Tacoma	WA	98445-4114	2024	63	10	40	52
16151	Key Peninsula Lutheran Church	Lakebay	WA	98349-0219	2024	121	20	45	50
16439	Ocean Park Lutheran Church	Ocean Park	WA	98640-0022	2024	49	15	34	50
30650	Light Of Grace Korean Ministry	Federal Way	WA	98003-8606	2024	19	15	35	45

Baptized Members, Average Attendance (online and on-site), and Active Participants

1C - Southwestern Washington

CongID	Congregation Name	City	State	ZIP	Data Year	Baptized Members	Average Online Attendance	Average On-site Attendance	Active Participants
04919	St John Lutheran Church	Lakewood	WA	98499-2644	2024	43	0	40	40
13022	University Congregation	Tacoma	WA	98447-0001	2016	56	0	0	40
07458	Stella Lutheran Chapel	Longview	WA	98632-7355	2024	66	18	32	37
04805	Christ Lutheran Church	Federal Way	WA	98023-2515	2024	69	20	35	35
13001	First Lutheran Church	South Bend	WA	98586-0598	2024	44	11	25	32
04895	Shepherd Of The Hills Lutheran Church	Stevenson	WA	98648-0160	2024	99	5	29	30
31128	Rock City	Tacoma	WA	98445	2023	18	300	29	30
12839	Faith Lutheran Church	Elma	WA	98541-0538	2024	26	0	18	26
13018	Bethlehem Lutheran Church	Tacoma	WA	98404-1402	2023	22	4	17	25
12911	Naselle Lutheran Church	Naselle	WA	98638-0100	2024	192	0	16	24
04920	Emanuel Lutheran Church	Yelm	WA	98597-7646	2024	35	0	12	20
12869	Twin Harbors Lutheran Church	Grayland	WA	98547-0490	2024	20	0	21	17
12819	Evangelical Lutheran Church Of Chinook	Chinook	WA	98614-0160	2022	139	0	12	15
04909	St Mark Lutheran Church	Lacey	WA	98503-7057	2023	319	0	0	0

Baptisms by Congregation

Baptisms

1C - Southwestern Washington

CongID	Congregation Name	City	State	ZIP	Data Year	Baptisms
13020	Christ Lutheran Church	Lakewood	WA	98498-5509	2024	10
04916	Mount Cross Lutheran Church	University Place	WA	98466-1544	2024	8
07550	Creator Lutheran Church	Bonney Lake	WA	98391	2024	8
04908	Gloria Dei Lutheran Church	Olympia	WA	98502-5352	2024	7
04930	Hope Lutheran Church	Enumclaw	WA	98022-2217	2024	7
12813	St Paul Lutheran Church	Castle Rock	WA	98611-0847	2024	6
12952	Mountain View Lutheran Church	Edgewood	WA	98372-2418	2024	6
13028	Peace Lutheran Church	Tacoma	WA	98405-3438	2024	6
13037	Family of Christ Lutheran Church	Vancouver	WA	98685-2267	2024	5
16206	Celebration Lutheran Church	Puyallup	WA	98374-1545	2023	5
07534	Pilgrim Lutheran Church	Puyallup	WA	98374-3081	2024	4
12841	Trinity Lutheran Church	Enumclaw	WA	98022-3211	2024	4
12949	First Lutheran Church	Poulsbo	WA	98370-6226	2024	4
12991	Faith Lutheran Church	Shelton	WA	98584-1817	2024	4
13039	St Andrew Lutheran Church	Vancouver	WA	98662-6152	2024	4
16151	Key Peninsula Lutheran Church	Lakebay	WA	98349-0219	2024	4
30160	Spirit Of Life Lutheran Church	Port Orchard	WA	98367-8552	2024	4
04917	Redeemer Lutheran Church	Fircrest	WA	98466-6025	2016	4
12809	Bethel Lutheran Church	Brush Prairie	WA	98606-0175	2024	3
12919	Galilean Lutheran Church	Ocean Shores	WA	98569-1419	2024	3
12994	Silverdale Lutheran Church	Silverdale	WA	98383-7721	2024	3
13030	Trinity Lutheran Church	Tacoma	WA	98444-3629	2024	3
30410	United Lutheran Church	Tacoma	WA	98419-0964	2024	3

Baptisms

1C - Southwestern Washington

CongID	Congregation Name	City	State	ZIP	Data Year	Baptisms
04921	Bethany Lutheran Church	Spanaway	WA	98387-4067	2024	2
07458	Stella Lutheran Chapel	Longview	WA	98632-7355	2024	2
12921	Lutheran Church Of The Good Shepherd	Olympia	WA	98501-3666	2024	2
12932	Holy Trinity Lutheran Church	Port Angeles	WA	98362-6529	2024	2
12950	Vinland Lutheran Church	Poulsbo	WA	98370-0948	2024	2
13038	Messiah Lutheran Church	Vancouver	WA	98665-6842	2024	2
30650	Light Of Grace Korean Ministry	Federal Way	WA	98003-8606	2024	2
16073	Grace Lutheran Church	Port Townsend	WA	98368-6350	2023	2
04897	St Paul Lutheran Church	Vancouver	WA	98660-2878	2024	1
04919	St John Lutheran Church	Lakewood	WA	98499-2644	2024	1
04920	Emanuel Lutheran Church	Yelm	WA	98597-7646	2024	1
04926	Messiah Lutheran Church	Auburn	WA	98002-4369	2024	1
04931	Calvary Lutheran Church	Federal Way	WA	98003-5442	2024	1
04953	All Saints Lutheran Church	Federal Way	WA	98063-3069	2024	1
07434	Gull Harbor Lutheran Church	Olympia	WA	98507-2548	2024	1
07588	Agnus Dei Lutheran Church	Gig Harbor	WA	98332-8928	2024	1
12864	Peninsula Lutheran Church	Gig Harbor	WA	98335-8301	2024	1
12953	Peace Lutheran Church	Puyallup	WA	98372-3262	2024	1
13047	St Paul Evangelical Lutheran Church	Winlock	WA	98596-9772	2024	1
30929	St Christopher's Community Church	Olympia	WA	98502-9389	2024	1
12798	Christ Lutheran Church	Belfair	WA	98528-9434	2023	1
13018	Bethlehem Lutheran Church	Tacoma	WA	98404-1402	2023	1
13024	Gloria Dei Lutheran Church	Tacoma	WA	98405-1904	2023	1

Baptisms

1C - Southwestern Washington

CongID	Congregation Name	City	State	ZIP	Data Year	Baptisms
12819	Evangelical Lutheran Church Of Chinook	Chinook	WA	98614-0160	2022	1
04805	Christ Lutheran Church	Federal Way	WA	98023-2515	2024	0
04890	Zion Lutheran Church	Camas	WA	98607-1604	2024	0
04892	Gloria Dei Lutheran Church	Kelso	WA	98626-0094	2024	0
04895	Shepherd Of The Hills Lutheran Church	Stevenson	WA	98648-0160	2024	0
04896	Immanuel Lutheran Church	Vancouver	WA	98664-2266	2024	0
04904	Immanuel Lutheran Church	Centralia	WA	98531-1672	2024	0
04905	St John's Lutheran Church	Chehalis	WA	98532-4410	2024	0
04906	Saron Lutheran-First Presbyterian Church	Hoquiam	WA	98550-0517	2024	0
04910	Elim Lutheran Church	Port Orchard	WA	98366-8149	2024	0
04914	First Lutheran Church	Tacoma	WA	98405-4224	2024	0
04918	Resurrection Evangelical Lutheran Church	Tacoma	WA	98422-2043	2024	0
07490	Beautiful Savior Lutheran Church	Vancouver	WA	98684-6042	2024	0
12807	Our Saviour Lutheran Church	Bremerton	WA	98337-1342	2024	0
12839	Faith Lutheran Church	Elma	WA	98541-0538	2024	0
12859	Prince Of Peace Lutheran Church	Forks	WA	98331-0660	2024	0
12869	Twin Harbors Lutheran Church	Grayland	WA	98547-0490	2024	0
12895	Bethany Lutheran Church	Longview	WA	98632-5553	2024	0
12911	Naselle Lutheran Church	Naselle	WA	98638-0100	2024	0
12946	First Lutheran Community Church	Port Orchard	WA	98366-4408	2024	0
13001	First Lutheran Church	South Bend	WA	98586-0598	2024	0
13002	Spanaway Lutheran Church	Spanaway	WA	98387-1300	2024	0
13021	Lutheran Church Of Christ The King	Tacoma	WA	98445-4114	2024	0

Baptisms

1C - Southwestern Washington

CongID	Congregation Name	City	State	ZIP	Data Year	Baptisms
13029	St Mark's Lutheran Church By The Narrows	Tacoma	WA	98406-1902	2024	0
16281	Family of Grace Lutheran Church	Auburn	WA	98092-3615	2024	0
16439	Ocean Park Lutheran Church	Ocean Park	WA	98640-0022	2024	0
30099	Dungeness Valley Lutheran Church	Sequim	WA	98382-3113	2024	0
30590	Amazing Grace Lutheran Church	Aberdeen	WA	98520-4003	2024	0
30910	Peace Lutheran Fellowship	Port Ludlow	WA	98365-0295	2024	0
04893	Trinity Lutheran Church	Longview	WA	98632-2804	2023	0
04909	St Mark Lutheran Church	Lacey	WA	98503-7057	2023	0
13040	Trinity Lutheran Church	Vancouver	WA	98685-5042	2023	0
31128	Rock City	Tacoma	WA	98445	2023	0
12886	Highland Lutheran Church	La Center	WA	98629-4610	2020	0
13022	University Congregation	Tacoma	WA	98447-0001	2016	0

Congregation Reports

**Evangelical Lutheran Church in America
Name and Address Summary Report as of December 31, 2024**

1C Southwestern Washington Synod, ELCA

Cong ID	Congregation Name	Lang Codes	Location Address	City, State	Ministers	Year Orgn	Bapt Mbrs	Conf Mbrs	Avg Atnd On-site	Avg Atnd Online
Conference: 01 Olympic										
12859	Prince Of Peace	EN	250 N Blackberry Ave	Forks, WA	Donald L. Corson	1967	72	44	17	40
12932	Holy Trinity	EN	301 Lopez Ave	Port Angeles, WA		1894	292	292	75	50
30910	Peace Lutheran Fellowship	EN	121 Marina View Dr	Port Ludlow, WA	Bradly Hayward		46	26	21	80
16073 *	Grace	EN	1120 Walker St	Port Townsend, WA	Sean A. Janssen	1953	86	81	49	6
12949	First	EN	18920 4th Ave NE	Poulsbo, WA	Alison M. Shane Kent R. Shane	1886	286	213	91	103
12950	Vinland	EN	2750 NW Finn Hill Rd	Poulsbo, WA	Paula M. Burchill	1904	273	253	105	65
30099	Dungeness Valley	EN	925 N Sequim Ave	Sequim, WA		1990	186	186	58	32
Conference Totals:							1,241	1,095	416	376
Conference: 02 Coastal										
30590	Amazing Grace	EN	111 E 4th St	Aberdeen, WA	Douglas M. Knutson- Keller	2002	129	118	60	8
12819 *	Evangelical Lutheran Church Of Chinook	EN	767 State Route 101	Chinook, WA	Anna C. Haugen	1899	139	139	12	0
12869	Twin Harbors	EN	2424 State Route 105	Grayland, WA		1953	20	20	21	0
04906	Saron Lutheran-First Presbyterian Church	EN	708 8th St	Hoquiam, WA	Michelle M. De Beauchamp	1908	141	2	49	197
12911	Naselle	EN	308 Old Knapton Rd	Naselle, WA		1894	192	112	16	0
16439	Ocean Park	EN	24002 U St	Ocean Park, WA	Louise W. Buckles	1987	49	49	34	15
12919	Galilean	EN	824 Ocean Shores Blvd	NW Ocean Shores, WA	Angela K. Renecker	1970	106	93	45	3
13001	First	EN	103 Adams St	South Bend, WA	Duane A. Anderson	1907	44	41	25	11
Conference Totals:							820	574	262	234

Code Key:

* = 2024 data not available as of report run date

**Evangelical Lutheran Church in America
Name and Address Summary Report as of December 31, 2024**

1C Southwestern Washington Synod, ELCA

Cong ID	Congregation Name	Lang Codes	Location Address	City, State	Ministers	Year Orgn	Bapt Mbrs	Conf Mbrs	Avg Atnd On-site	Avg Atnd Online
Conference: 03 South Sound										
04904	Immanuel	EN	1209 N Scheuber Rd	Centralia, WA	Norman P. Arnold Peter P. Mohr	1911	115	101	72	96
04905	St John's	EN	2190 Jackson Hwy	Chehalis, WA		1895	121	121	60	5
12839	Faith	EN	1296 Monte Elma Rd	Elma, WA	Lawanna R. Sanchez	1961	26	26	18	0
04909 *	St Mark	EN	2109 College St SE	Lacey, WA	Beth A. Utto-Galarneau Eric L. Utto-Galarneau	1957	319	272	0	0
04908	Gloria Dei	EN	1515 Harrison Ave NW	Olympia, WA	Julie L. Hutson Beth E. Tobin	1905	703	602	218	59
07434	Gull Harbor	EN	4610 Boston Harbor Rd	NEOlympia, WA		1975	189	189	56	16
12921	Lutheran Church Of The Good Shepherd	EN	1601 North St SE	Olympia, WA	Carol J. Tomer Melissa A. Anderson Trust Bergen A. Eickhoff	1957	680	521	148	76
30929	C St Christopher's Community Church	EN	7902 Steamboat Island Rd NW	Olympia, WA					60	13
12991	Faith	EN	1212 Connection St	Shelton, WA	Douglas M. Peterson Brenda M. Satrum	1949	435	399	98	22
04920	Emanuel	EN	206 3rd St SE	Yelm, WA		1929	35	35	12	0
Conference Totals:							2,623	2,266	742	287
Conference: 04 Peninsula										
12798 *	Christ	EN	3701 NE North Shore Rd	Belfair, WA		1973	109	98	35	8
12807	Our Saviour	EN	1015 Veneta Ave	Bremerton, WA	Paul E. Meeker	1893	89	89	38	80
04910	Elim	EN	5911 E Hillcrest Dr	Port Orchard, WA		1908	84	80	45	100
12946	First Lutheran Community Church	EN	2483 Mitchell Rd SE	Port Orchard, WA	Adrian J. Bonaro Marjorie J. Olason	1936	742	574	120	82
30160	Spirit Of Life	EN	8730 Phillips Rd SE	Port Orchard, WA	Marietta C. Nelson-Bittle	1993	203	203	54	10
12994	Silverdale	EN	11701 Ridgpoint Dr NW	Silverdale, WA	William R. Crabtree Jonathan R. Sansgaard	1949	867	721	290	149
Conference Totals:							2,094	1,765	582	429

Code Key:

* = 2024 data not available as of report run date

**Evangelical Lutheran Church in America
Name and Address Summary Report as of December 31, 2024**

1C Southwestern Washington Synod, ELCA

Cong ID	Congregation Name	Lang Codes	Location Address	City, State	Ministers	Year Orgn	Bapt Mbrs	Conf Mbrs	Avg Atnd On-site	Avg Atnd Online
Conference: 05 Lower Columbia										
12813	St Paul	EN	312 1st Ave. S.W.	Castle Rock, WA		1899	265	155	48	10
04892	Gloria Dei	EN	402 Crawford St	Kelso, WA	Denise L. Arnold	1948	79	77	42	2
12895	Bethany	EN	2900 Parkview Dr	Longview, WA	Susan A. Dollinger	1962	74	65	40	6
07458	Stella Lutheran Chapel	EN	124 Sherman Rd	Longview, WA	Lydia P. Brannon	1976	66	62	32	18
04893 *	Trinity	EN	2021 Washington Way	Longview, WA	Craig R. Hafterson	1923	204	126	36	34
13047	St Paul Evangelical	EN	379 State Route 505	Winlock, WA	Melissa D. Johnson	1891	131	131	47	0
Conference Totals:							819	616	245	70
Conference: 06 Fort Vancouver										
12809	Bethel	EN	12919 NE 159th St	Brush Prairie, WA	Lynne M. Ogren	1917	152	150	93	26
04890	Zion	EN	824 NE 4th Ave	Camas, WA	Christopher M. Hogstad	1897	924	906	84	25
12886 *	Highland	EN	38809 NE 41st Ave	La Center, WA	Erik R. Niemi	1883	190	0	25	0
04895	Shepherd Of The Hills	EN	273 NE Lutheran Church Rd	Stevenson, WA		1955	99	87	29	5
07490	Beautiful Savior	EN	12513 SE Mill Plain Blvd	Vancouver, WA	Jean DeVoll-Donaldson	1977	348	322	59	44
13037	Family of Christ	EN	3500 NW 129th St	Vancouver, WA		1972	205	190	76	66
04896	Immanuel	EN	8310 Macarthur Blvd	Vancouver, WA	Adrienne E. Strehlow	1952	159	156	55	7
13038	Messiah	EN	905 NW 94th St	Vancouver, WA	David P. Hively Robyn A. Kistemaker	1957	386	258	217	172
13039	St Andrew	EN	5607 NE Gher Rd	Vancouver, WA	Cynthia D. Bauldree Karen M. Norton	1971	394	289	144	119
04897	St Paul	EN	1309 Franklin St	Vancouver, WA	Linda A. Marousek	1902	127	127	40	3
13040 *	Trinity	EN	1707 NW 104th St	Vancouver, WA	Gary S. Larson Ruth C. Larson	1940	177	169	57	86
Conference Totals:							3,161	2,654	879	553
Conference: 07 Tacoma Southwest										
04917 *	Redeemer	EN	1001 Princeton St	Fircrest, WA	Gregory S. Kaurin	1945	378	370	--	--
13020	Christ	EN	8211 112th St SW	Lakewood, WA	Ralf Kalms	1959	463	428	200	65
04919	St John	EN	8602 Bridgeport Way SW	Lakewood, WA		1954	43	39	40	0
13018 *	Bethlehem	EN SP	101 E 38th St	Tacoma, WA	Mary K. Sanders	1907	22	22	17	4
31128 * C	Rock City	EN	C/O Westminster Presbyterian Church	Tacoma, WA	Annie R. Jones-Barnes				29	300
30410	United	EN	1231 S 76th St	Tacoma, WA	Mary K. Sanders	1914	70	69	47	10
04916	Mount Cross	EN	8902 40th St W	University Place, WA	Chavaleh C. Forgey	1958	324	268	87	20
Conference Totals:							1,300	1,196	420	399

Code Key:

* = 2024 data not available as of report run date

**Evangelical Lutheran Church in America
Name and Address Summary Report as of December 31, 2024**

1C Southwestern Washington Synod, ELCA

Cong ID	Congregation Name	Lang Codes	Location Address	City, State	Ministers	Year Orgn	Bapt Mbrs	Conf Mbrs	Avg Atnd On-site	Avg Atnd Online
Conference: 08 Mount Rainier										
07550	Creator	EN	16702 S Tapps Dr E	Bonney Lake, WA	Amanda M. Olson De Castillo Horacio D. Castillo	1979	361	170	130	40
12952	Mountain View	EN	3505 122nd Ave E	Edgewood, WA	Eric A. Bostrom	1904	537	458	193	50
16206 *	Celebration	EN	2500 Shaw Rd	Puyallup, WA	Christopher A. Smith	1981	233	233	42	112
12953	Peace	EN	214 E Pioneer	Puyallup, WA	Nathan C. Sutton	1898	187	96	80	18
07534	Pilgrim	EN	10510 136th St E	Puyallup, WA	Steven R. Schumacher	1978	352	98	93	26
04921	Bethany	EN	26418 Mountain Hwy E	Spanaway, WA		1898	292	237	64	21
13002	Spanaway	EN	16001 A St S	Spanaway, WA	Lydia N. Ziauddin	1962	295	273	84	15
13021	Lutheran Church Of Christ The King	EN	1710 85th St E	Tacoma, WA	Jessie A. McKenzie Pamela G. Pond	1956	63	63	40	10
13030	Trinity	EN	12115 Park Ave S	Tacoma, WA	Jonette C. Blakney	1919	194	192	79	30
13022 *	University Congregation	EN	12180 Park Ave S	Tacoma, WA	Jennette L. Rude	1955	56	47	--	--
Conference Totals:							2,570	1,867	805	322
Conference: 09 Tacoma Narrows										
07588	Agnus Dei	EN	10511 Peacock Hill Ave NW	Gig Harbor, WA	Jerrett G. Burk Sharon L. Shull	1980	253	236	94	38
12864	Peninsula	EN	6509 38th Ave	Gig Harbor, WA	Charles D. Slocum	1951	322	212	86	56
16151	Key Peninsula	EN	4213 Lackey Road Kp N.	Lakebay, WA	Anna C. Bonaro Seth A. Novak	1978	121	88	45	20
04914	First	EN	524 S I St	Tacoma, WA	Steven F. Ray	1882	162	162	90	22
13024 *	Gloria Dei	EN	3315 S 19th St	Tacoma, WA		1959	56	53	18	12
13028	Peace	EN	2106 S Cushman Ave	Tacoma, WA	John T. Stroeh Charissa L. Carroll	1909	217	167	100	269
13029	St Mark's Lutheran Church By The Narrows	EN	6730 N 17th St	Tacoma, WA	Briana R. Merkle Ingelaurie A. Lisher	1954	1,285	1,285	247	114
Conference Totals:							2,416	2,203	680	531

Code Key:

* = 2024 data not available as of report run date

**Evangelical Lutheran Church in America
Name and Address Summary Report as of December 31, 2024**

1C Southwestern Washington Synod, ELCA

Cong ID	Congregation Name	Lang Codes	Location Address	City, State	Ministers	Year Orgn	Bapt Mbrs	Conf Mbrs	Avg Atnd On-site	Avg Atnd Online
Conference: 10 Evergreen										
04953	All Saints	EN	27225 Military Rd S	Auburn, WA	Janis L. Otto	1962	109	109	50	6
16281	Family of Grace	EN	31317 124th Ave SE	Auburn, WA	Mark K. Johnson	1984	205	194	50	15
04926	Messiah	EN	410 H St NE	Auburn, WA	Charles A. Harris Bridget P. Jones	1924	778	602	124	464
04930	Hope	EN	1316 Garfield St	Enumclaw, WA	Keith A. Marshall	1896	208	5	94	19
12841	Trinity	EN	1535 Washington Ave	Enumclaw, WA	Eric W. Wooldridge Tammy L. Rismiller	1903	594	583	159	45
04931	Calvary	EN	2415 S 320th St	Federal Way, WA	Kyle D. Merkle	1954	171	170	58	43
04805	Christ	EN	2501 SW 320th St	Federal Way, WA	Callie R. Moothart	1970	69	68	35	20
30650	C Light Of Grace Korean Ministry	KO EN SP	36016 1st Ave S	Federal Way, WA	Sang S. Kim Chong Im Kim-Chung				35	15
04918	Resurrection Evangelical	EN	4301 Browns Point Blvd	Tacoma, WA	Karen D. Bates-Olson	1960	135	35	34	5
Conference Totals:							2,269	1,766	639	632
Synod Totals:							19,313	16,002	5,670	3,833

Language Codes:

Amharic [AM]	Cherokee [CK]	Finnish [FI]	Inupiat [IP]	Maban [MB]	Portuguese [PR]	Taiwanese [TI]
Anyuak [AN]	Creole [CL]	French [FR]	Japanese [JA]	Mandarin [MA]	Sign [SI]	Tamil [TM]
Arabic [AB]	Czech [CZ]	German [GE]	Kiswahil [KI]	Navajo [NV]	Slovak [SL]	Telugu [TE]
Batak [BA]	Danish [DA]	Haitian [HA]	Korean [KO]	Norwegian [NO]	Spanish [SP]	Thai [TH]
Burmese [BU]	Dinka [DI]	Hmong [HM]	Lakotah [LK]	Nuer [NU]	Swahili [SA]	Tigrinya [TG]
Cambodian [CA]	English [EN]	Hungarian [HG]	Lao [LS]	Oromo [OR]	Swedish [SW]	Ukrainian [UK]
Cantonese [CH]	Estonian [ES]	Indonesian [ID]	Latvian [LA]	Paiute [PT]	Tagalog [TA]	Urdu [UR]
						Vietnamese [VI]

Evangelical Lutheran Church in America
Form A - Congregation Finances as of December 31, 2024

1C Southwestern Washington Synod, ELCA

Cong ID	Congregation Name and City	Regular Giving	Total Receipts	Total Assets	Total Indebtedness	Current Operating Expenses	Mission Support	Non-Mission Support	Total Disbursements
Conference: 01 Olympic									
12859	Prince Of Peace, Forks	51,886	77,160	2,236,314	0	58,513	1,000	2,380	81,141
12932	Holy Trinity, Port Angeles	352,038	415,553	218,137	0	396,326	15,000	0	411,326
30910	Peace Lutheran Fellowship, Port Ludlow	91,712	93,925	19,205	0	86,558	4,001	960	91,519
16073*	Grace, Port Townsend	200,827	233,781	3,073,707	0	200,268	4,200	26,644	232,112
12949	First, Poulsbo	441,039	470,908	4,013,170	0	491,291	15,279	10,670	536,780
12950	Vinland, Poulsbo	379,591	379,591	2,302,319	511,846	377,738	16,289	22,666	472,903
30099	Dungeness Valley, Sequim	234,771	295,002	3,594,208	0	227,446	12,000	24,934	343,729
	Conference Totals	\$1,751,864	\$1,965,920	\$15,457,060	\$511,846	\$1,838,140	\$67,769	\$88,254	\$2,169,510
Conference: 02 Coastal									
30590	Amazing Grace, Aberdeen	195,738	249,050	1,127,799	0	191,655	12,663	6,962	232,440
12819*	Evangelical Lutheran Church Of Chinook, Chinook	39,839	63,563	770,503	0	69,674	1,000	364	74,187
12869	Twin Harbors, Grayland	47,946	51,232	1,096,035	0	30,332	4,432	1,200	56,995
04906	Saron Lutheran-First Presbyterian Church, Hoquiam	144,221	149,595	364,795	0	164,637	1,200	500	170,448
12911	Naselle, Naselle	42,648	51,773	1,604,621	11,700	46,731	1,400	0	52,931
16439	Ocean Park, Ocean Park	132,763	173,816	1,169,930	0	172,045	8,913	13,210	196,653
12919	Galilean, Ocean Shores	84,509	90,117	2,866,309	0	169,274	6,900	1,000	177,174
13001	First, South Bend	37,806	183,605	2,413,497	0	140,525	3,050	0	143,575
	Conference Totals	\$725,470	\$1,012,751	\$11,413,489	\$11,700	\$984,873	\$39,558	\$23,236	\$1,104,403
Conference: 03 South Sound									
04904	Immanuel, Centralia	186,128	204,851	3,382,656	0	325,281	7,558	20,165	353,004
04905	St John's, Chehalis	181,071	215,642	0	0	235,930	4,050	3,050	243,030
12839	Faith, Elma	69,609	78,912	853,317	0	83,357	2,000	0	85,357
04909*	St Mark, Lacey	427,983	427,983	0	0	362,000	0	0	362,000
04908	Gloria Dei, Olympia	869,025	1,113,126	11,322,983	899,180	836,287	29,640	12,631	931,198
07434	Gull Harbor, Olympia	141,668	154,128	1,723,922	21,501	129,637	3,000	2,200	145,637
12921	Lutheran Church Of The Good Shepherd, Olympia	581,541	894,402	4,908,294	210,960	775,741	25,721	25,721	985,102
30929 C	St Christopher's Community Church, Olympia	214,118	236,385	1,191,862	0	241,292	15,926	0	266,443
12991	Faith, Shelton	390,121	516,293	2,270,670	0	409,728	39,013	24,772	507,821
04920	Emanuel, Yelm	41,412	66,528	2,318,788	0	56,578	800	0	57,378
	Conference Totals	\$3,102,676	\$3,908,250	\$27,972,492	\$1,131,641	\$3,455,831	\$127,708	\$88,539	\$3,936,970
Conference: 04 Peninsula									
12798*	Christ, Belfair	136,383	203,338	1,543,876	109,244	148,387	13,638	3,897	236,048

Evangelical Lutheran Church in America
Form A - Congregation Finances as of December 31, 2024

1C Southwestern Washington Synod, ELCA

Cong ID	Congregation Name and City	Regular Giving	Total Receipts	Total Assets	Total Indebtedness	Current Operating Expenses	Mission Support	Non-Mission Support	Total Disbursements
12807	Our Saviour, Bremerton	204,735	269,000	1,726,387	0	261,288	1,500	15,430	331,336
04910	Elim, Port Orchard	88,146	105,846	1,628,500	0	99,400	1,200	0	109,600
12946	First Lutheran Community Church, Port Orchard	350,049	1,670,216	3,600,707	0	1,525,643	17,400	16,521	1,604,689
30160	Spirit Of Life, Port Orchard	162,735	937,768	2,510,529	557,495	654,749	16,598	17,258	794,095
12994	Silverdale, Silverdale	978,608	1,103,297	5,792,550	0	879,724	59,220	39,365	1,021,134
	Conference Totals	\$1,920,656	\$4,289,465	\$16,802,549	\$666,739	\$3,569,191	\$109,556	\$92,471	\$4,096,902
Conference: 05 Lower Columbia									
12813	St Paul, Castle Rock	155,732	186,489	1,062,951	8,740	151,052	7,788	2,500	166,609
04892	Gloria Dei, Kelso	154,452	179,996	1,044,000	0	164,424	1,800	19,029	201,593
12895	Bethany, Longview	128,934	147,573	854,600	0	157,629	5,000	3,554	236,577
07458	Stella Lutheran Chapel, Longview	84,109	84,109	0	0	179,029	7,639	2,550	272,528
04893*	Trinity, Longview	116,612	126,905	394,158	0	151,585	1,515	500	153,600
13047	St Paul Evangelical, Winlock	105,500	118,600	932,933	0	105,472	0	9,085	151,594
	Conference Totals	\$745,339	\$843,672	\$4,288,642	\$8,740	\$909,191	\$23,742	\$37,218	\$1,182,501
Conference: 06 Fort Vancouver									
12809	Bethel, Brush Prairie	355,954	486,396	4,822,841	0	332,892	12,099	14,796	394,496
04890	Zion, Camas	295,899	377,516	6,406,465	0	327,891	17,550	8,636	354,077
12886*	Highland, La Center	131,708	217,680	0	32,400	164,591	1,200	25,991	196,668
04895	Shepherd Of The Hills, Stevenson	105,854	146,796	1,659,414	0	102,110	5,100	8,866	116,076
07490	Beautiful Savior, Vancouver	318,162	325,104	804,555	0	55,961	16,010	16,010	152,932
13037	Family of Christ, Vancouver	196,483	347,341	3,836,293	707,722	201,656	19,420	13,259	307,998
04896	Immanuel, Vancouver	178,905	287,638	357,400	0	185,919	14,334	8,622	294,311
13038	Messiah, Vancouver	607,688	1,132,887	6,029,848	0	676,173	32,630	93,926	820,536
13039	St Andrew, Vancouver	524,157	524,157	0	0	504,732	0	0	504,732
04897	St Paul, Vancouver	148,966	275,368	3,010,807	0	281,703	4,600	5,000	512,303
13040*	Trinity, Vancouver	225,547	225,547	0	0	394,786	6,786	0	401,572
	Conference Totals	\$3,089,323	\$4,346,430	\$26,927,623	\$740,122	\$3,228,414	\$129,729	\$195,106	\$4,055,701
Conference: 07 Tacoma Southwest									
04917*	Redeemer, Fircrest	205,220	214,398	2,062,519	0	192,121	9,110	12,310	213,541
13020	Christ, Lakewood	717,000	952,000	0	0	801,000	63,000	0	864,000
04919	St John, Lakewood	178,000	258,000	2,030,000	150,000	137,530	3,500	0	259,030
13018*	Bethlehem, Tacoma	35,027	89,082	0	0	122,600	0	0	122,600
31128*C	Rock City, Tacoma	4,800	14,800	0	0	600	0	0	600
30410	United, Tacoma	126,238	126,238	0	0	138,962	0	0	138,962

Evangelical Lutheran Church in America
Form A - Congregation Finances as of December 31, 2024

1C Southwestern Washington Synod, ELCA

Cong ID	Congregation Name and City	Regular Giving	Total Receipts	Total Assets	Total Indebtedness	Current Operating Expenses	Mission Support	Non-Mission Support	Total Disbursements
04916	Mount Cross, University Place	319,222	434,763	9,613,632	0	353,744	6,018	33,368	413,029
	Conference Totals	\$1,585,507	\$2,089,281	\$13,706,151	\$150,000	\$1,746,557	\$81,628	\$45,678	\$2,011,762
Conference: 08 Mount Rainier									
07550	Creator, Bonney Lake	436,111	528,906	2,600,790	0	391,317	17,832	3,500	435,896
12952	Mountain View, Edgewood	872,973	1,020,400	4,487,032	1,075,043	901,580	18,100	68,225	1,017,907
16206*	Celebration, Puyallup	193,342	336,570	361,392	0	374,856	13,106	0	387,962
12953	Peace, Puyallup	254,672	349,324	5,940,199	0	140,000	28,671	0	178,577
07534	Pilgrim, Puyallup	479,300	542,695	2,226,136	268,213	396,453	19,791	42,416	547,801
04921	Bethany, Spanaway	166,758	170,514	3,176,429	0	195,772	6,600	7,763	211,885
13002	Spanaway, Spanaway	282,056	282,056	0	0	545,964	28,207	0	574,171
13021	Lutheran Church Of Christ The King, Tacoma	142,094	149,269	1,254,518	0	128,415	6,114	6,017	140,546
13030	Trinity, Tacoma	278,439	1,643,654	14,748,564	0	1,495,328	32,500	62,317	2,003,145
13022*	University Congregation, Tacoma	5,392	5,392	0	0	5,576	0	0	5,576
	Conference Totals	\$3,111,137	\$5,028,780	\$34,795,060	\$1,343,256	\$4,575,261	\$170,921	\$190,238	\$5,503,466
Conference: 09 Tacoma Narrows									
07588	Agnus Dei, Gig Harbor	475,221	521,107	3,068,304	726,265	437,685	28,199	29,722	682,851
12864	Peninsula, Gig Harbor	375,369	698,204	0	286,361	408,584	37,471	30,977	477,052
16151	Key Peninsula, Lakebay	80,599	80,599	0	0	94,615	1,209	0	95,824
04914	First, Tacoma	258,264	327,019	3,174,342	96,049	306,411	4,000	26,700	354,992
13024*	Gloria Dei, Tacoma	68,304	131,816	3,085,619	0	189,784	3,600	417	193,801
13028	Peace, Tacoma	428,968	1,340,754	3,441,893	474,303	530,464	21,390	61,027	646,877
13029	St Mark's Lutheran Church By The Narrows, Tacoma	1,027,105	1,418,011	6,917,455	353,132	1,026,747	38,123	139,156	1,560,884
	Conference Totals	\$2,713,830	\$4,517,510	\$19,687,613	\$1,936,110	\$2,994,290	\$133,992	\$287,999	\$4,012,281
Conference: 10 Evergreen									
04953	All Saints, Auburn	159,367	297,451	734,961	173,896	214,065	7,990	1,705	257,187
16281	Family of Grace, Auburn	213,067	255,812	2,611,397	14,695	230,528	16,222	4,965	301,995
04926	Messiah, Auburn	544,890	701,156	7,447,477	1,815,794	504,383	18,000	1,329	706,564
04930	Hope, Enumclaw	250,047	272,102	3,291,757	0	243,506	4,000	6,854	255,062
12841	Trinity, Enumclaw	463,946	529,883	2,851,680	0	420,344	14,027	36,142	471,844
04931	Calvary, Federal Way	354,631	456,858	6,961,874	154,756	286,022	12,000	6,175	488,665
04805	Christ, Federal Way	103,700	156,631	1,114,659	115,257	112,455	3,000	4,782	186,725
30650 C	Light Of Grace Korean Ministry, Federal Way	24,000	48,996	500,000	110,000	48,000	5,000	16,500	100,650

Evangelical Lutheran Church in America
Form A - Congregation Finances as of December 31, 2024

1C Southwestern Washington Synod, ELCA

Cong ID	Congregation Name and City	Regular Giving	Total Receipts	Total Assets	Total Indebtedness	Current Operating Expenses	Mission Support	Non-Mission Support	Total Disbursements
04918	Resurrection Evangelical, Tacoma	152,088	164,507	898,145	0	156,808	3,823	350	161,562
	Conference Totals	\$2,265,736	\$2,883,396	\$26,411,950	\$2,384,398	\$2,216,111	\$84,062	\$78,802	\$2,930,254
	Synod Totals	\$21,011,538	\$30,885,455	\$197,462,629	\$8,884,552	\$25,517,859	\$968,665	\$1,127,541	\$31,003,750

1C Southwestern Washington Synod, ELCA

Summary of Membership Statistics Totals -- End of Year	2023	2024	Change	Percent	Analysis of Attendance	2023	2024
Congregations	84	81	-3	-3.57	Avg. # weeks congregations worshipped (on-site)	44	47
Congregations - Organized	80	78	-2	-2.50	Avg. # weeks congregations worshipped (online)	38	42
Congregations - Under Development	4	3	-1	-25.00	Total avg. weekly worship attendance (on-site)	5,413	5,670
Congregations - Filed Form A	75	68	-7	-9.33	Total avg. weekly worship attendance (online)	3,252	3,833
Baptized Members	19,744	19,313	-431	-2.18	Avg. att. per congregation (on-site)	69	73
Average Baptized Members per Congregation	247	248	1	0.33	Avg. att. per congregation (online)	47	55
Confirmed Members	16,722	16,002	-720	-4.31	Average att. as a percentage of baptized membership (on-site)	27.42	29.36
Average Confirmed Members per Congregation	212	208	-4	-1.82	Average att. as a percentage of baptized membership (online)	16.47	19.85
Analysis of Membership Gains and Losses							
Baptized Members -- Received							
By Baptism - Children Under Age 16	131	112	-19	-14.50			
By Baptism - Adults Age 16 and Older	33	32	-1	-3.03			
By Affirmation of Faith	312	227	-85	-27.24			
By Transfer	248	179	-69	-27.82			
From Other Sources and Stat Adjs	39	131	92	235.90			
Baptized Members -- Total Received	763	681	-82	-10.75			
Baptized Members -- Removed							
By Death	319	304	-15	-4.70			
By Transfer	178	116	-62	-34.83			
For Other Reasons and Stat Adjs	1,956	534	-1,422	-72.70			
Baptized Members -- Total Removed	2,453	954	-1,499	-61.11			
Baptized Members Confirmed	77	58	-19	-24.68			
Active Participants	12,995	12,680	-315	-2.42			

1C Southwestern Washington Synod, ELCA

Summary of Financial Statistics	2023	2024	Change	Percent	Statistical Analysis	
Totals -- End of Year					Averages per Congregation Reporting	
Total Receipts	30,245,098	30,885,455	640,357	2.12	Total Receipts (/81)	381,301.91
Total Disbursements **	31,686,465	31,003,750	-682,715	-2.15	Total Disburse (/81)	382,762.35
Total Indebtedness on Dec 31	10,567,153	8,884,552	-1,682,601	-15.92	Total Indebtedness (/24)	370,189.67
Projected Mission Support	851,977	1,036,230	184,253	21.63		
Average Total Giving / Bapt Member	1226.55	1272.92	46.37	3.78	Percent Congs With No Debt	70.37
Average Total Giving / Conf Member	1448.22	1536.30	88.08	6.08		
Detail of Financial Statistics - Receipts						
Regular Giving	20,785,403	21,011,538	226,135	1.09		
Designated Giving	3,431,657	3,572,413	140,756	4.10		
Earned Income (any source)	4,094,815	4,192,708	97,893	2.39		
Grants (any source)	616,283	360,449	-255,834	-41.51		
All Other Receipts	1,316,940	1,748,347	431,407	32.76		
Detail of Financial Statistics - Disbursements					Percent of Total Disbursements	
Current Operating Expenses	24,836,882	25,517,859	680,977	2.74	Current Operating Expenses	82.31
Capital Improvements	2,393,410	1,517,014	-876,396	-36.62	Capital Improvements	4.89
Payments on Debts	1,918,304	1,232,458	-685,846	-35.75	Payments on Debts	3.98
Mission Support	919,442	968,665	49,223	5.35	Mission Support	3.12
Other Synod Benevolence	145,640	100,990	-44,650	-30.66	Other Synod Benevolence	0.33
Other CWO Benevolence	56,355	81,914	25,559	45.35	Other CWO Benevolence	0.26
Benevolence - Another Country	96,312	84,135	-12,177	-12.64	Benevolence - Another Country	0.27
Benevolence - Camps	5,753	11,521	5,768	100.26	Benevolence - Camps	0.04
Benevolence - Campus Ministry	3,644	26,395	22,751	624.34	Benevolence - Campus Ministry	0.09
Benevolence - Colleges	52,347	22,844	-29,503	-56.36	Benevolence - Colleges	0.07
Benevolence - Seminaries	11,450	10,175	-1,275	-11.14	Benevolence - Seminaries	0.03
Benevolence - Social Service	313,927	301,010	-12,917	-4.11	Benevolence - Social Service	0.97
Benevolence - Direct Recipient	407,747	488,557	80,810	19.82	Benevolence - Direct Recipient	1.58
Subtotal Non-Mission Supt Benev	1,093,175	1,127,541	34,366	3.14	Subtotal Non-Mission Supt Benev	3.64
Other Expenses & Realized Losses	525,252	640,213	114,961	21.89	Other Expenses & Realized Losses	2.06

** Total Disbursements may not equal the sum of the disbursements details reported due to previous data not being included in the detail listing.

1C Southwestern Washington Synod, ELCA

Congregations Reporting Ethnic Active Participants					Percent of Congregations Reporting Ethnic Active Participants	
	2023	2024	Change	Percent		
African American/Black	36	37	1	2.78	African American/Black	45.68
African National/African Caribbean	12	9	-3	-25.00	African National/African Caribbean	11.11
American Indian/Alaska Native	31	27	-4	-12.90	American Indian/Alaska Native	33.33
Arab/Middle Eastern	5	3	-2	-40.00	Arab/Middle Eastern	3.70
Asian/Pacific Islander	44	43	-1	-2.27	Asian/Pacific Islander	53.09
Latino/Hispanic	36	36	0	0.00	Latino/Hispanic	44.44
Multiracial	34	34	0	0.00	Multiracial	41.98
White	79	76	-3	-3.80	White	93.83

Total Ethnic Active Participants					Percent Ethnic Active Participants	
	2023	2024	Change	Percent		
African American/Black	206	183	-23	-11.17	African American/Black	1.56
African National/African Caribbean	41	33	-8	-19.51	African National/African Caribbean	0.28
American Indian/Alaska Native	90	82	-8	-8.89	American Indian/Alaska Native	0.70
Arab/Middle Eastern	9	8	-1	-11.11	Arab/Middle Eastern	0.07
Asian/Pacific Islander	225	241	16	7.11	Asian/Pacific Islander	2.06
Latino/Hispanic	175	168	-7	-4.00	Latino/Hispanic	1.43
Multiracial	268	253	-15	-5.60	Multiracial	2.16
White	11,406	10,741	-665	-5.83	White	91.73

1C Southwestern Washington Synod, ELCA

(68 Congs Filed)

C31 Languages in which Liturgies are Regularly Conducted

Amharic	Estonian	Lao	Swahili
Anyuak	Finnish	Latvian	Swedish
Arabic	French	Maban	Tagalog
Batak	German	Mandarin	Taiwanese
Burmese	Haitian	Navajo	Tamil
Cambodian	Hmong	Norwegian	Telugu
Cantonese	Hungarian	Nuer	Thai
Cherokee	Indonesian	Oromo	Tigrinya
Creole	Inupiat	Paiute	Ukrainian
Czech	Japanese	Portuguese	Urdu
Danish	Kiswahili	Sign	Vietnamese
Dinka	Korean 1	Slovak	
English 81	Lakotah	Spanish 2	

C32 Disability Assistance Provided

Wheelchair Accessibility	74
Braille Worship Materials	4
Large Print Worship Materials	54
Assistive Hearing Devices	44
Sign Language Interpreters	2
Mental Health Ministries	8
Ministry with People with Developmental Disabilities	11
Specialized Faith Formation for Children or Adults (ADHD, autism, dyslexia, etc.)	7
No Response to Any	3

**Evangelical Lutheran Church in America
Summary of Congregations That Did Not File 2024 Report Form A**

1C Southwestern Washington Synod, ELCA

Last Year Filed	Cong ID	Cong Status	Baptized Members	Congregation Name	City, State	Minister	Phone
2016	04917	Org	378	Redeemer	Fircrest, WA	Gregory S. Kaurin	(253)564-5053
2016	13022	Org	56	University Congregation	Tacoma, WA	Jennette L. Rude	(253)535-7464
2020	12886	Org	190	Highland	La Center, WA	Erik R. Niemi	(360)263-2302
2022	12819	Org	139	Evangelical Lutheran Church Of Chinook	Chinook, WA	Anna C. Haugen	(360)777-8416
2023	04893	Org	204	Trinity	Longview, WA	Craig R. Hafterson	(360)423-6750
2023	04909	Org	319	St Mark	Lacey, WA	Beth A. Utto-Galarneau	(360)491-2052
2023	12798	Org	109	Christ	Belfair, WA		(360)275-3354
2023	13018	Org	22	Bethlehem	Tacoma, WA	Mary K. Sanders	(253)474-0525
2023	13024	Org	56	Gloria Dei	Tacoma, WA		(253)383-5515
2023	13040	Org	177	Trinity	Vancouver, WA	Gary S. Larson	(360)695-1221
2023	16073	Org	86	Grace	Port Townsend, WA	Sean A. Janssen	(360)385-1595
2023	16206	Org	233	Celebration	Puyallup, WA	Christopher A. Smith	(253)848-1098
2023	31128	CUD		Rock City	Tacoma, WA	Annie R. Jones-Barnes	(253)973-7739

Synod Total: 13 Congregation(s)