

2024

Synod Data Toolkit

Alaska Synod (1A)

Office of the Secretary
December 2025



Evangelical
Lutheran Church
in America

This page intentionally left blank.

Table of Contents

03

Synod Summary

05

Synod Trend Tables & Charts

18

Baptized Members, Average Attendance, and Active Participants

21

Baptisms by Congregation

24

Congregation Reports

Summary of Membership, Participation, and Attendance

1A - Alaska

Baptized membership has declined 13% over the past eight years, changing from 7,909 in 2017 to 6,860 in 2024. Over this same time period, the overall ELCA baptized membership decreased 23%.

Since 2017, **active participation** has shrunk 40%, moving from 6,651 to 4,018 with a rise of 87 in the most recent year. When looking at participation changes between 2020 and 2024 there was a 14% decrease. Since 2017, active participation in the ELCA overall has decreased by 38% (approximately 5% per year). Since 2020, active participation has decreased at a slightly slower rate of 16% (approximately 4% per year).

In-person worship attendance has declined 30% from 1,830 in 2017 to 1,276 in 2024. Some of this decline is made up by attenders worshipping online (995 in 2024). It is important to note that beginning in 2020, congregations were asked specifically about their in-person and online worship attendance separately. In-person worship attendance has increased 7% since 2020 from 1,195 to 1,276 in 2024. Since 2020, the overall ELCA in-person worship attendance increased 30% from 404,611 to 525,792 in 2024.

Summary of Finances

1A - Alaska

Regular giving has decreased by 3% since 2017, moving from \$4,723,443 in 2017 to \$4,587,747 in 2024. Over this period, inflation was 28%. Since 2020, regular giving has increased by 2% in the synod and decreased by 2.5% in the ELCA overall; inflation was 21% during this time period.

Mission support has decreased 13% since 2017, from \$402,866 to \$352,357 in 2024. The ELCA overall experienced a 12% decline over the same period. Since 2020, mission support has decreased by 3% in the synod and decreased by 7% in the ELCA overall.

Operating expenses have decreased by 3%, standing at \$4,851,379 in 2024 compared to \$4,984,337 in 2017. They have increased by 4% for the ELCA overall during this time. Since 2020, operating expenses have decreased by 4% in the synod and increased 8% in the ELCA overall.

Synod Trend Tables and Charts

- Synod Trend Tables
- Synod Trend Charts
- Congregations by Size
- Growth & Decline Tables

Annual Congregation Report

Trends for 1A - Alaska

	2017	2018	2019	2020	2021	2022	2023	2024
Number of Organized Congregations	30	30	31	30	30	30	30	30
Baptized Membership	7,909	7,911	8,014	7,906	7,684	7,065	6,809	6,860
Members Received By:								
Baptism: Children	88	98	72	38	54	65	80	68
Baptism: Adults	3	11	6	7	6	5	14	10
Affirmation of Faith	55	49	106	12	20	76	77	74
Transfer	35	58	46	27	19	32	28	17
Other and Statistical Adjustment	33	14	117	2	4	8	23	16
Members Removed By:								
Death	46	45	70	40	51	50	41	43
Transfer	60	29	33	17	84	32	24	14
Other and Statistical Adjustment	425	156	217	171	285	456	311	28
Baptized Members Confirmed	81	77	52	15	40	14	63	67
Confirmed Members	5,457	5,729	5,681	5,795	5,866	5,327	5,234	5,238
Active Participants	6,651	5,402	5,425	4,666	3,900	3,501	3,931	4,018
Average Attendance	1,830	1,853	1,820	Not collected	Not collected	Not collected	Not collected	Not collected
Average Attendance - On-site				1,195	964	1,183	1,271	1,276
Average Attendance - Online				2,922	1,312	554	583	995
Racial/Ethnic Composition of Active Participants								
African American/Black	23	24	22	18	18	15	14	12
African National/African Caribbean	19	17	14	6	13	3	11	13
American Indian/Alaska Native	1,076	1,026	1,284	1,159	829	825	1,101	1,084
Arab/Middle Eastern	0	0	0	0	0	1	3	4
Asian/Pacific Islander	85	83	87	59	58	59	89	74
Multi-Racial/Multi-Ethnic	232	263	252	519	340	297	296	308
Other	2	54	Omitted	Omitted	Omitted	Omitted	Omitted	Omitted
Hispanic/Latino	25	20	22	29	22	16	15	16
White	5,149	3,915	3,711	2,876	2,620	2,285	2,383	2,245

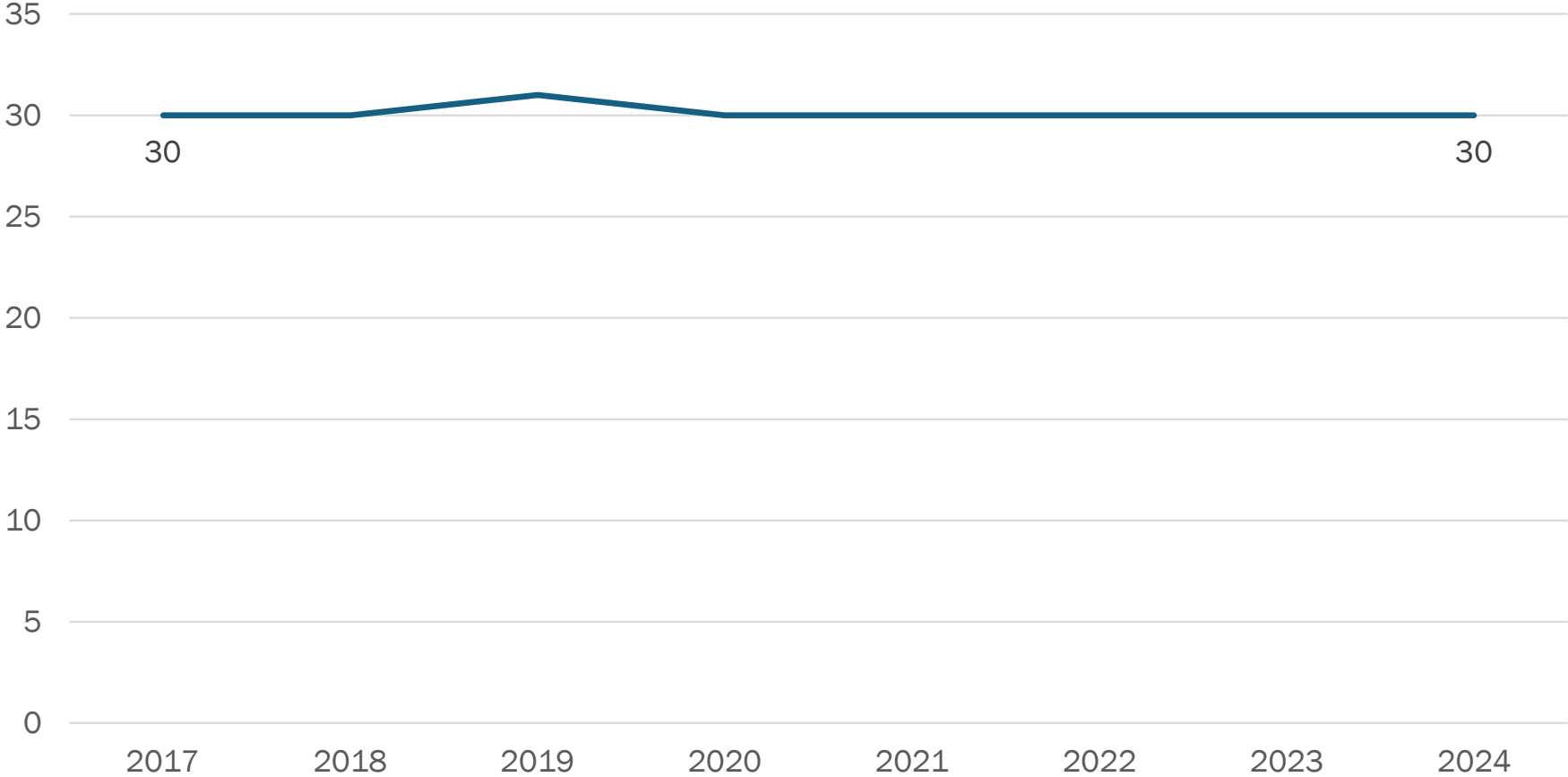
Annual Congregation Report

Trends for 1A - Alaska

	2017	2018	2019	2020	2021	2022	2023	2024
Regular Giving by Members	\$4,723,443	\$4,808,362	\$4,773,705	\$4,490,542	\$4,452,307	\$4,563,509	\$4,459,569	\$4,587,747
Designated Giving by Members	\$892,007	\$529,513	\$612,904	\$402,661	\$628,390	\$584,132	\$659,382	\$1,081,345
Earned Income (any source)	\$185,563	\$392,889	\$411,779	\$355,590	\$519,183	\$395,270	\$388,205	\$266,000
Grants & Partnership Support	\$149,067	\$250,124	\$199,019	\$693,761	\$283,102	\$271,537	\$405,368	\$147,422
Other Receipts	\$310,730	\$301,972	\$385,946	\$1,167,989	\$489,691	\$657,111	\$244,056	\$394,061
Total Receipts	\$6,260,810	\$6,282,860	\$6,383,353	\$7,110,543	\$6,372,673	\$6,471,559	\$6,156,580	\$6,471,175
Total Indebtedness	\$3,206,303	\$2,838,750	\$2,658,789	\$2,746,934	\$2,451,725	\$2,090,048	\$2,358,009	\$208,404
Intended Mission Support	\$842,984	\$388,519	\$505,178	\$617,341	\$655,621	\$371,519	\$322,512	\$384,934
Current Operating Expenses	\$4,984,337	\$5,036,092	\$4,965,606	\$5,028,860	\$4,955,327	\$4,942,716	\$5,046,308	\$4,851,379
Capital Improvements	\$107,592	\$227,253	\$83,109	\$79,859	\$392,384	\$848,165	\$238,075	\$289,160
Payments on Debt	\$416,102	\$416,379	\$386,921	\$429,205	\$350,754	\$388,147	\$300,016	\$322,282
Mission Support	\$402,866	\$373,759	\$376,695	\$365,091	\$356,299	\$362,713	\$354,378	\$352,357
as % of Total Disbursements	6.39	5.85	6.05	5.83	5.52	5.21	5.66	5.62
as % of Regular Giving	8.53	7.77	7.89	8.13	8.00	7.95	7.95	7.68
Other Benevolence sent directly:								
To the synod	\$50,686	\$58,776	\$51,448	\$49,407	\$70,687	\$95,771	\$61,397	\$33,571
To the churchwide organization	\$51,380	\$31,032	\$36,184	\$12,979	\$9,935	\$8,703	\$18,344	\$46,039
For activity in another country	\$19,973	\$19,156	\$9,854	\$4,368	\$5,651	\$18,710	\$8,279	\$35,706
To camps	\$3,171	\$12,634	\$8,341	\$7,710	\$1,901	\$1,174	\$633	\$1,607
To colleges	\$3,065	\$2,437	\$2,407	\$0	\$3,486	\$2,605	\$1,098	\$1,309
To seminaries	\$10,633	\$6,631	\$7,700	\$5,910	\$0	\$0	\$425	\$0
To social service organizations	\$79,950	\$68,008	\$62,316	\$67,381	\$89,381	\$74,900	\$75,006	\$94,074
To campus ministry	\$0	\$0	\$0	\$1,000	\$956	\$0	\$0	\$0
All other benevolence	\$37,222	\$31,697	\$44,391	\$151,388	\$52,344	\$70,580	\$40,433	\$46,993
Non-mission support benevolence	\$256,080	\$230,371	\$222,641	\$300,143	\$234,341	\$272,443	\$205,615	\$258,759
Other expenses	\$134,281	\$106,225	\$193,683	\$61,274	\$165,601	\$143,700	\$120,601	\$191,018
Sum of Disbursements	\$6,301,258	\$6,390,079	\$6,228,655	\$6,264,432	\$6,454,706	\$6,957,884	\$6,264,993	\$6,264,955

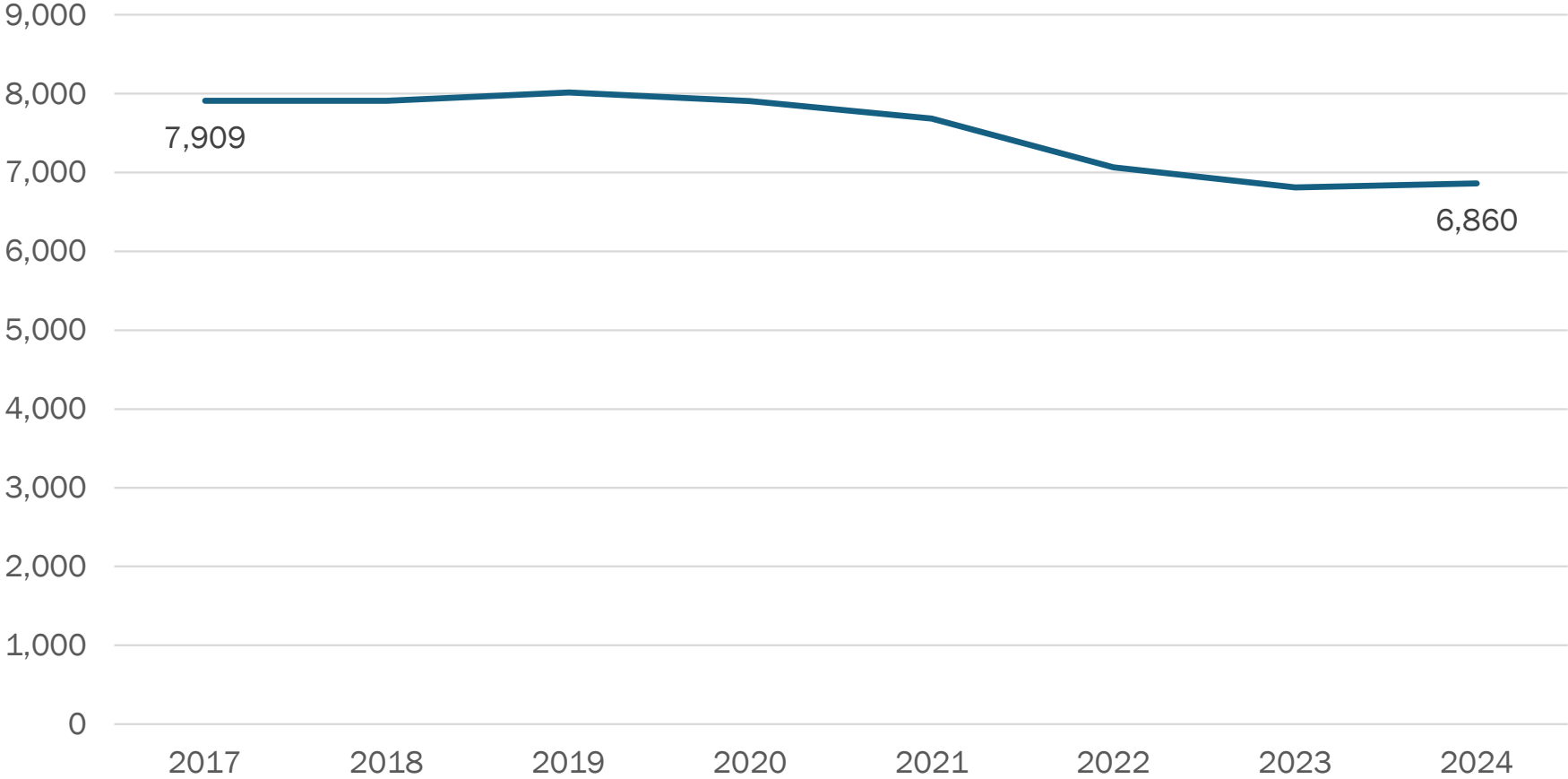
Number of Organized Congregations (2017-2024)

1A - Alaska Synod



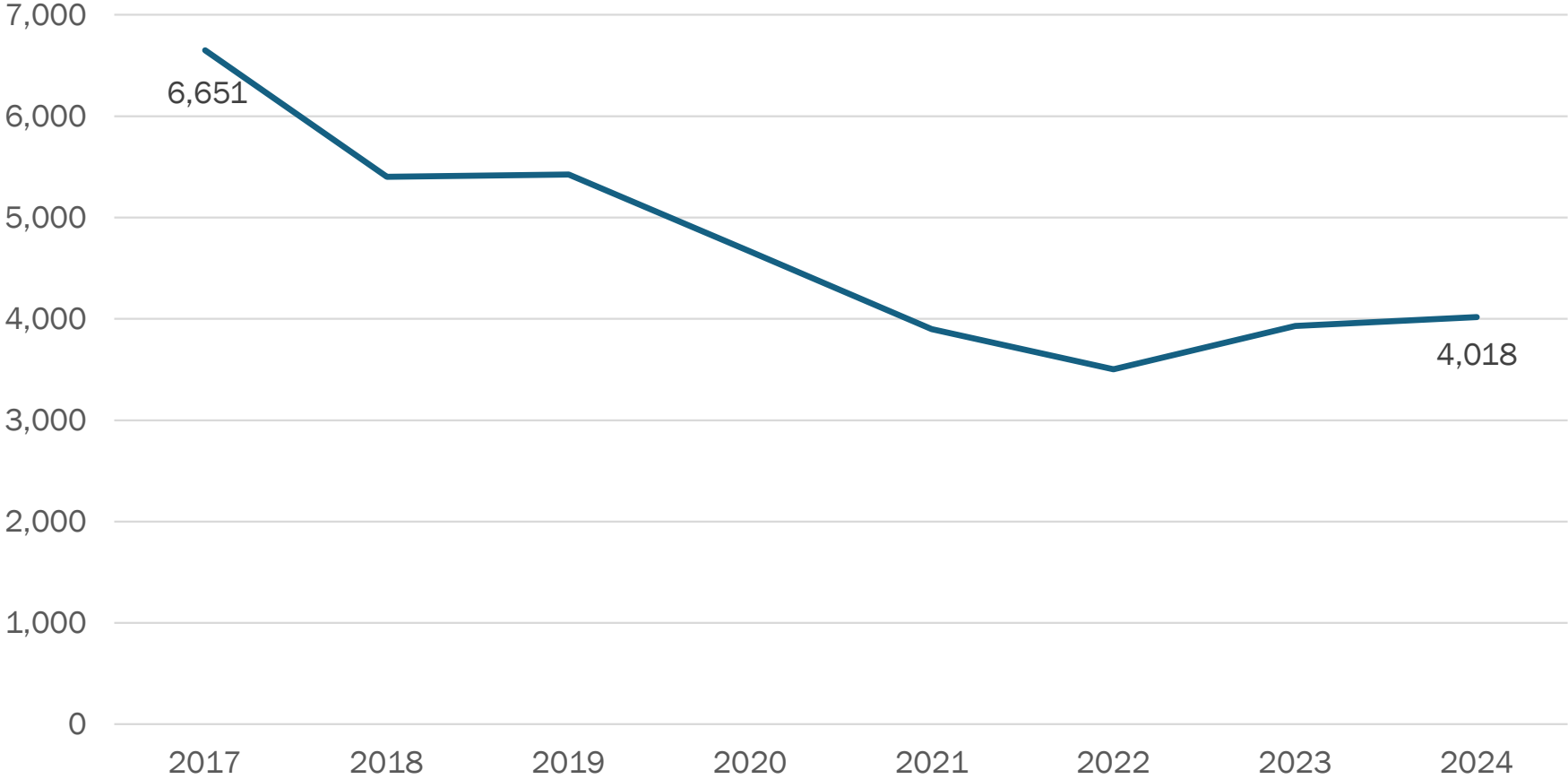
Baptized Membership (2017-2024)

1A - Alaska Synod



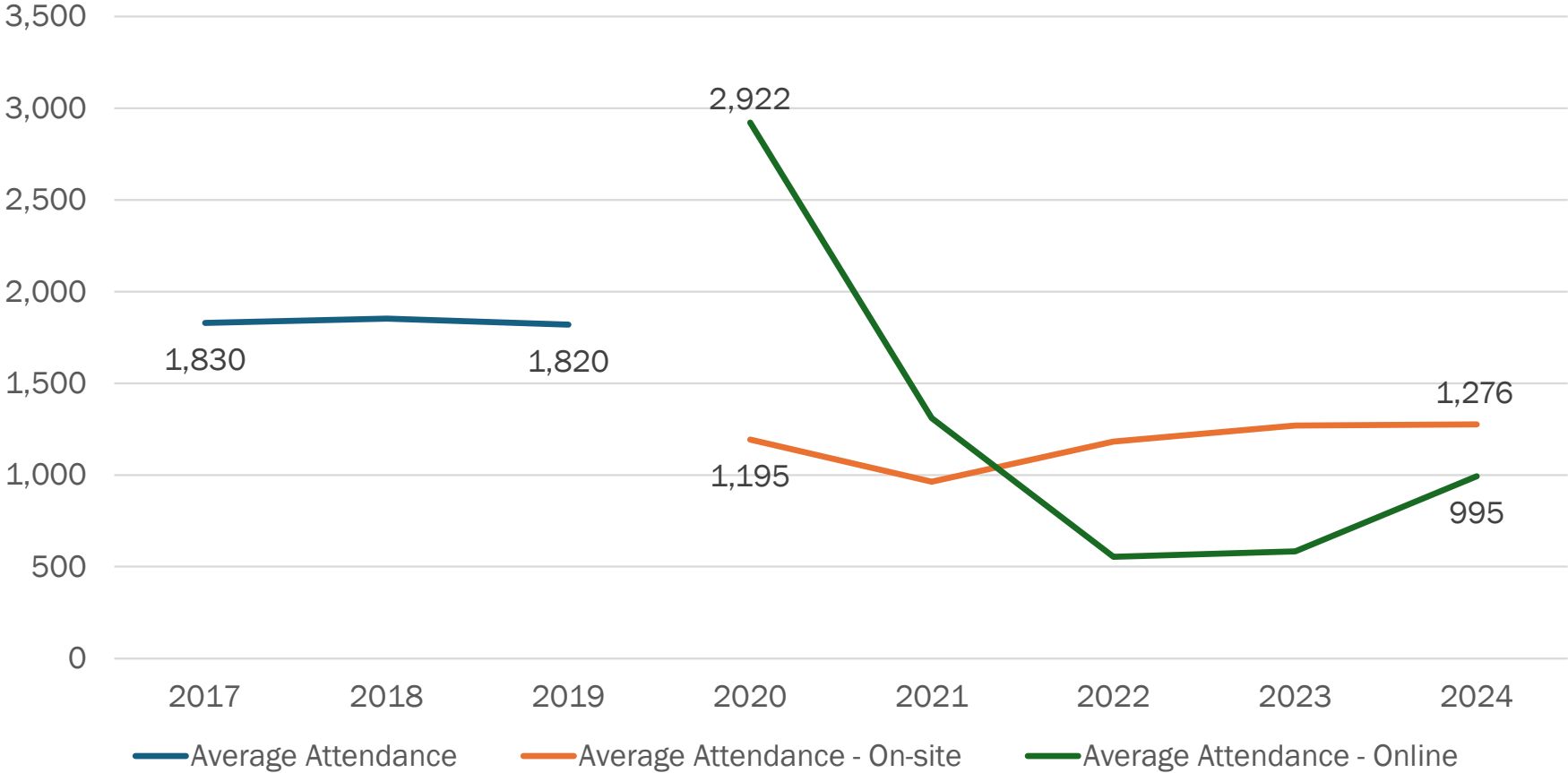
Active Participants (2017-2024)

1A - Alaska Synod



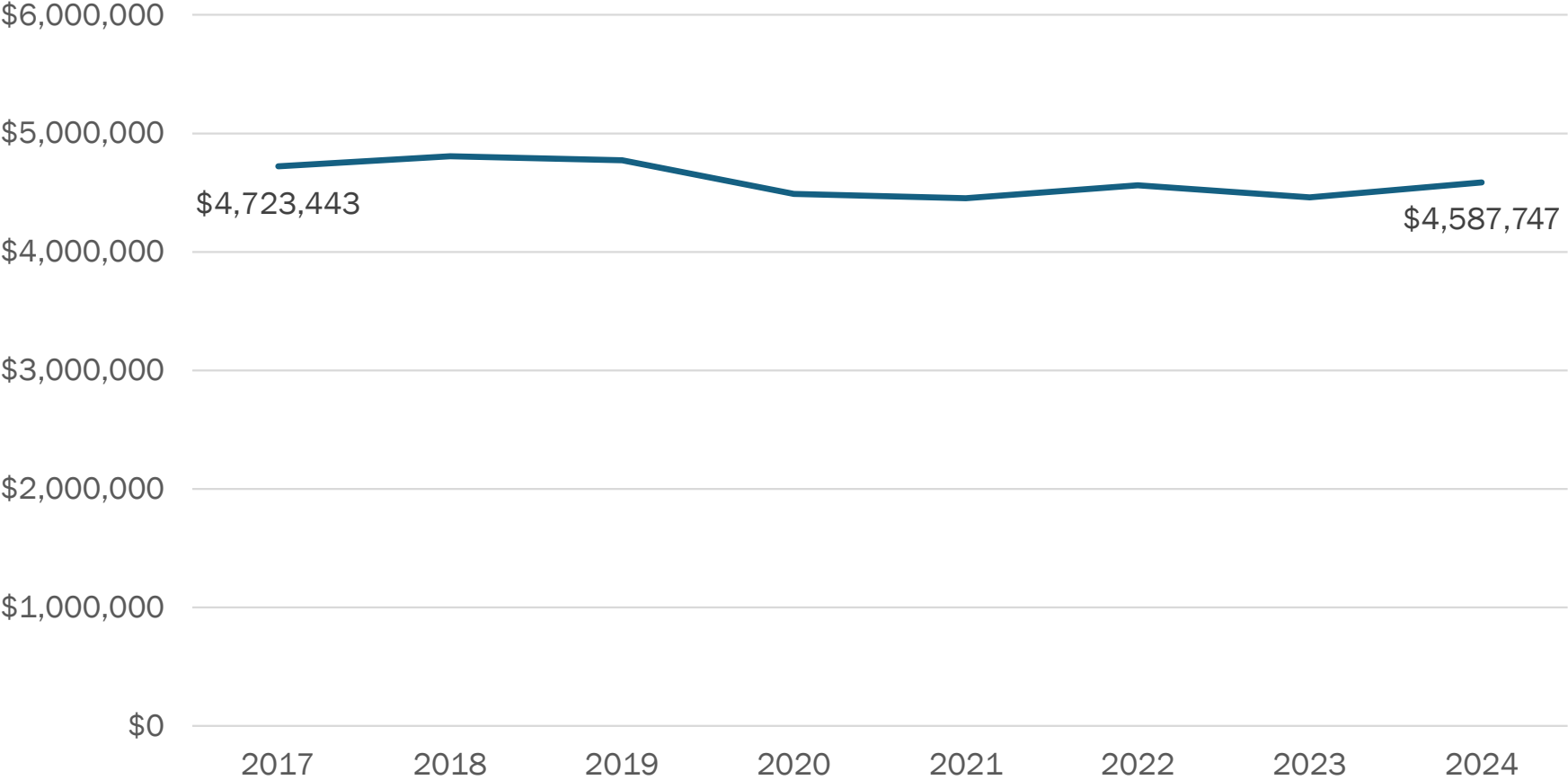
Worship Attendance (2017-2024)

1A - Alaska Synod



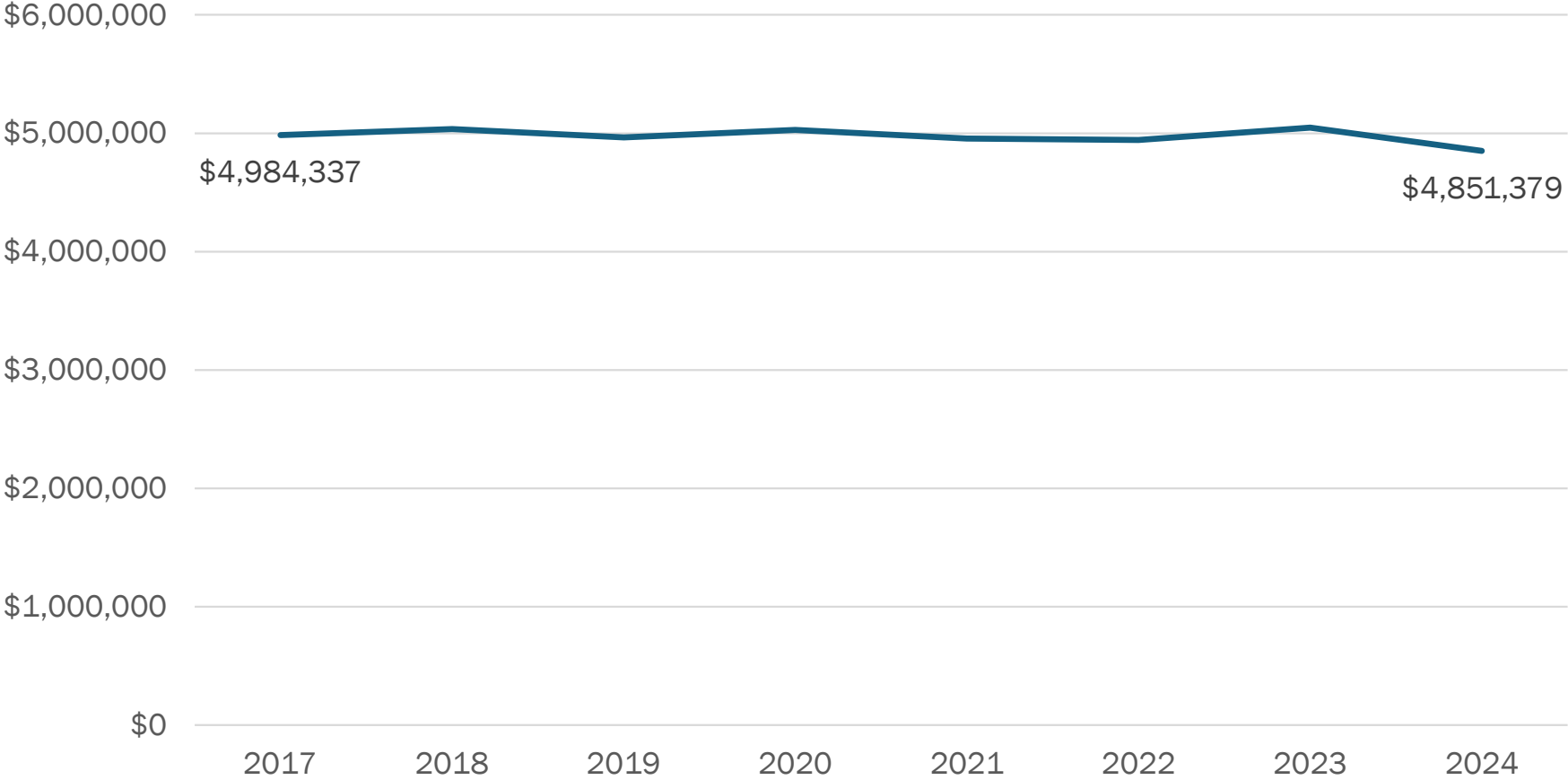
Regular Giving by Members (2017-2024)

1A - Alaska Synod



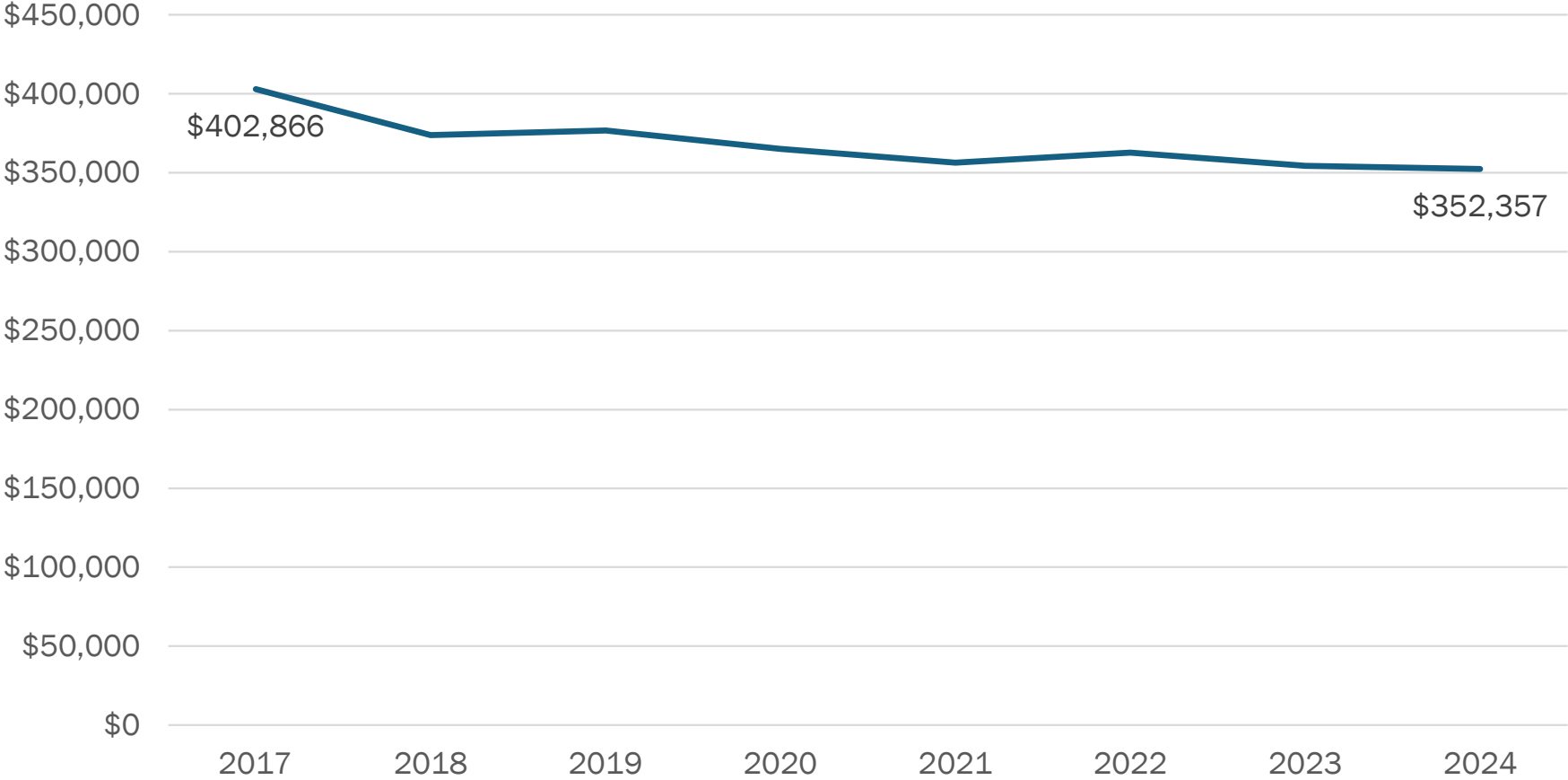
Current Operating Expenses (2017-2024)

1A - Alaska Synod



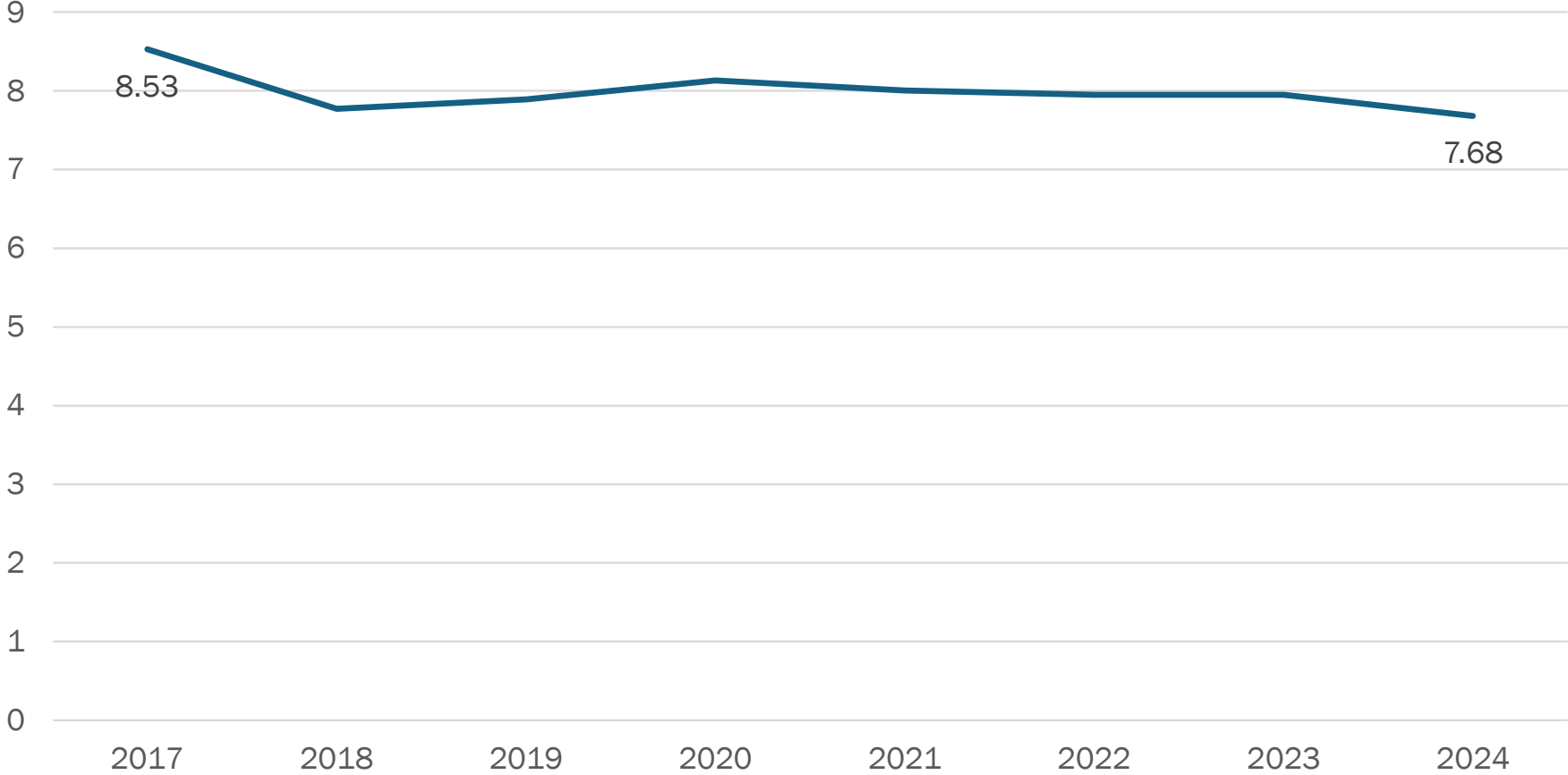
Mission Support (2017-2024)

1A - Alaska Synod



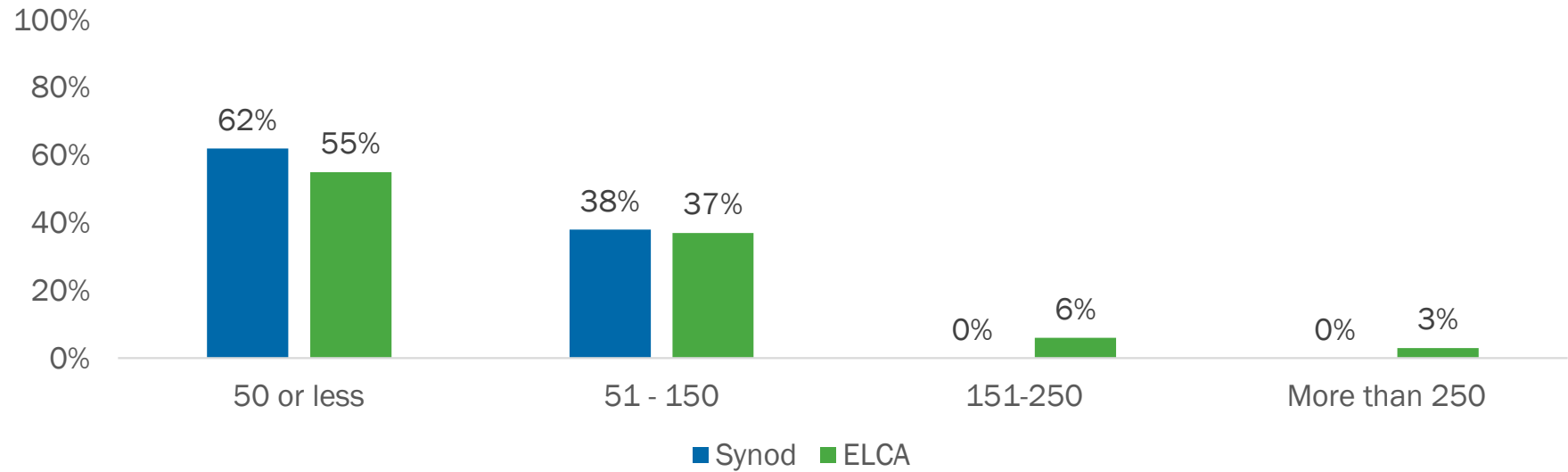
Mission Support as % of Regular Giving (2017-2024)

1A - Alaska Synod



Congregations by Size (Average On-Site Worship Attendance)

1A - Alaska



Average On-Site Worship Attendance	Number of congregations (Synod)*	% of congregations (Synod)	Number of congregations (ELCA)*	% of congregations (ELCA)
50 or less	18	62%	4134	55%
51-150	11	38%	2787	37%
151-250	0	0%	430	6%
More than 250	0	0%	220	3%

*Submitted at least one Annual Congregation Report between 2020 and 2024.

Growth and Decline (2019-24)

1A - Alaska

Change in Baptized Membership	# of congregations* (Synod)	% of congregations (Synod)	# of congregations* (ELCA)	% of congregations (ELCA)
Decline greater than 25%	7	35%	1,450	28%
Decline between 5% - 25%	4	20%	1,504	29%
Stable (decline <5% - incline <5%)	2	10%	1,492	29%
Increase between 5% - 25%	6	30%	545	11%
Increase greater than 25%	1	5%	109	2%

Change in Active Participants	# of congregations* (Synod)	% of congregations (Synod)	# of congregations* (ELCA)	% of congregations (ELCA)
Decline greater than 25%	11	55%	2,298	45%
Decline between 5% - 25%	3	15%	1,133	22%
Stable (decline <5% - incline <5%)	0	0%	491	10%
Increase between 5% - 25%	3	15%	510	10%
Increase greater than 25%	3	15%	668	13%

Change in On-Site Worship Attendance	# of congregations* (Synod)	% of congregations (Synod)	# of congregations* (ELCA)	% of congregations (ELCA)
Decline greater than 25%	10	50%	2,740	54%
Decline between 5% - 25%	5	25%	1,590	31%
Stable (decline <5% - incline <5%)	2	10%	329	6%
Increase between 5% - 25%	3	15%	281	6%
Increase greater than 25%	0	0%	160	3%

*Only congregations that filed an Annual Congregation Report in 2019 and 2024 are included.

Baptized Members, Average Attendance, and Active Participants

Baptized Members, Average Attendance (online and on-site), and Active Participants

1A - Alaska

CongID	Congregation Name	City	State	ZIP	Data Year	Baptized Members	Average Online Attendance	Average On-site Attendance	Active Participants
13031	Brevig Memorial Lutheran Church	Brevig Mission	AK	99785-0012	2023	463	0	44	450
16014	Amazing Grace Lutheran Church	Anchorage	AK	99516-1518	2024	491	50	85	380
12992	Shishmaref Lutheran Church	Shishmaref	AK	99772-0007	2023	640	0	25	320
16122	Good Shepherd Lutheran Church	Wasilla	AK	99654-7109	2024	445	201	106	272
13000	Christ Lutheran Church	Soldotna	AK	99669-0568	2024	276	21	71	250
12789	Central Lutheran Church	Anchorage	AK	99501-5231	2024	427	0	75	243
16326	Shepherd Of The Valley Lutheran Church	Juneau	AK	99803-4859	2024	171	12	70	240
12930	Petersburg Lutheran Church	Petersburg	AK	99833-0709	2024	273	545	66	190
12882	First Lutheran Church	Ketchikan	AK	99901-6136	2024	229	4	63	167
13032	Teller Lutheran Church	Teller	AK	99778-0528	2020	187	0	12	150
07448	Christ Lutheran Church	Fairbanks	AK	99709-6555	2024	205	9	64	135
04923	St Mark Lutheran Church	Anchorage	AK	99508-4570	2024	223	45	50	125
12853	Fairbanks Lutheran Church	Fairbanks	AK	99701-4310	2024	431	71	66	125
12790	Gloria Dei Lutheran Church	Anchorage	AK	99502-5246	2024	189	3	51	102
30191	Alaska Native Lutheran Church	Anchorage	AK	99501-5231	2024	95	0	28	100
04925	Sitka Lutheran Church	Sitka	AK	99835-0598	2023	138	10	20	100
13003	Lutheran Church Of Hope	Anchorage	AK	99517-3343	2023	93	0	33	98
16021	Lord Of Life Lutheran Church	North Pole	AK	99705-7600	2023	113	8	36	79
07411	Joy Lutheran Church	Eagle River	AK	99577-7229	2024	295	0	65	75
16027	Thornton Memorial Lutheran Church	Wales	AK	99783-0501	2023	154	0	30	65
16392	Trinity Lutheran Church	Palmer	AK	99645-8876	2024	58	0	22	58
12990	Resurrection Lutheran Church	Seward	AK	99664-0035	2024	82	0	30	55
07505	Christ Our Savior Lutheran Church	Anchorage	AK	99515-3911	2024	327	2	35	50

Baptized Members, Average Attendance (online and on-site), and Active Participants

1A - Alaska

CongID	Congregation Name	City	State	ZIP	Data Year	Baptized Members	Average Online Attendance	Average On-site Attendance	Active Participants
12914	Our Saviors Lutheran Church	Nome	AK	99762-0965	2024	530	0	25	45
30195	River of Life ELCA Lutheran Church	Chugiak	AK	99567-0470	2024	44	0	32	39
30568	Faith Lutheran Church	Delta Junction	AK	99737-0951	2024	27	10	24	34
16342	Island Of Faith Lutheran Church	Wrangell	AK	99929-2358	2024	47	0	20	25
07439	Epiphany Lutheran Church	Valdez	AK	99686-0829	2024	62	2	14	23
30001	Dillingham Trinity Lutheran Church	Dillingham	AK	99576-1730	2024	47	2	14	23
04924	Resurrection Lutheran Church	Juneau	AK	99801-1822	2023	98	0	0	0

Baptisms by Congregation

Baptisms

1A - Alaska

CongID	Congregation Name	City	State	ZIP	Data Year	Baptisms
12992	Shishmaref Lutheran Church	Shishmaref	AK	99772-0007	2023	14
13031	Brevig Memorial Lutheran Church	Brevig Mission	AK	99785-0012	2023	9
12882	First Lutheran Church	Ketchikan	AK	99901-6136	2024	8
16027	Thornton Memorial Lutheran Church	Wales	AK	99783-0501	2023	8
13000	Christ Lutheran Church	Soldotna	AK	99669-0568	2024	7
16122	Good Shepherd Lutheran Church	Wasilla	AK	99654-7109	2024	6
12930	Petersburg Lutheran Church	Petersburg	AK	99833-0709	2024	5
04924	Resurrection Lutheran Church	Juneau	AK	99801-1822	2023	5
12853	Fairbanks Lutheran Church	Fairbanks	AK	99701-4310	2024	4
16021	Lord Of Life Lutheran Church	North Pole	AK	99705-7600	2023	3
04923	St Mark Lutheran Church	Anchorage	AK	99508-4570	2024	2
16014	Amazing Grace Lutheran Church	Anchorage	AK	99516-1518	2024	2
16326	Shepherd Of The Valley Lutheran Church	Juneau	AK	99803-4859	2024	2
07448	Christ Lutheran Church	Fairbanks	AK	99709-6555	2024	1
12790	Gloria Dei Lutheran Church	Anchorage	AK	99502-5246	2024	1
16342	Island Of Faith Lutheran Church	Wrangell	AK	99929-2358	2024	1
07411	Joy Lutheran Church	Eagle River	AK	99577-7229	2024	0
07439	Epiphany Lutheran Church	Valdez	AK	99686-0829	2024	0
07505	Christ Our Savior Lutheran Church	Anchorage	AK	99515-3911	2024	0
12789	Central Lutheran Church	Anchorage	AK	99501-5231	2024	0
12914	Our Saviors Lutheran Church	Nome	AK	99762-0965	2024	0
12990	Resurrection Lutheran Church	Seward	AK	99664-0035	2024	0
16392	Trinity Lutheran Church	Palmer	AK	99645-8876	2024	0

Baptisms

1A - Alaska

CongID	Congregation Name	City	State	ZIP	Data Year	Baptisms
30001	Dillingham Trinity Lutheran Church	Dillingham	AK	99576-1730	2024	0
30191	Alaska Native Lutheran Church	Anchorage	AK	99501-5231	2024	0
30195	River of Life ELCA Lutheran Church	Chugiak	AK	99567-0470	2024	0
30568	Faith Lutheran Church	Delta Junction	AK	99737-0951	2024	0
04925	Sitka Lutheran Church	Sitka	AK	99835-0598	2023	0
13003	Lutheran Church Of Hope	Anchorage	AK	99517-3343	2023	0
13032	Teller Lutheran Church	Teller	AK	99778-0528	2020	0

Congregation Reports

**Evangelical Lutheran Church in America
Name and Address Summary Report as of December 31, 2024**

1A Alaska Synod, ELCA

Cong ID	Congregation Name	Lang Codes	Location Address	City, State	Ministers	Year Orgn	Bapt Mbrs	Conf Mbrs	Avg Atnd On-site	Avg Atnd Online
Conference: 01 Knik Cluster										
30195	River of Life ELCA	EN	21301 Voyles Blvd	Chugiak, AK		1994	44	44	32	0
07411	Joy	EN	10111 E Eagle River Loop Rd	Eagle River, AK	Sean C. Avery	1975	295	295	65	0
16392	Trinity	EN	10355 E Palmer Wasilla Hwy	Palmer, AK		1987	58	58	22	0
16122	Good Shepherd	EN	501 E Bogard Rd	Wasilla, AK		1979	445	193	106	201
Conference Totals:							842	590	225	201
Conference: 02 Southcentral Cluster										
16014	Amazing Grace	EN	10955 Elmore Rd	Anchorage, AK	Sandra C. Van Zyl Amanda K. Lindquist	1974	491	411	85	50
12789	Central	EN	1420 Cordova St	Anchorage, AK	Mark P. Galbraith	1944	427	334	75	0
07505	Christ Our Savior	EN	1612 Oceanview Dr	Anchorage, AK	Anna E. Silco	1978	327	256	35	2
12790	Gloria Dei	EN	8427 Jewel Lake Rd	Anchorage, AK	Aaron M. Silco	1966	189	189	51	3
13003 *	Lutheran Church Of Hope	EN	1847 W Northern Lights Blvd	Anchorage, AK	Elizabeth E. Lowry	1957	93	70	33	0
04923	St Mark	EN	3230 Lake Otis Pkwy	Anchorage, AK		1960	223	132	50	45
30001	Dillingham Trinity	EN	2020 Black Spruce Rd	Dillingham, AK		1988	47	37	14	2
12990	Resurrection	EN	400 Third Ave	Seward, AK	Benjamin D. Bohart	1948	82	71	30	0
13000	Christ	EN	128 Soldotna Ave	Soldotna, AK	Meredith E. Harber	1963	276	262	71	21
Conference Totals:							2,155	1,762	444	123
Conference: 03 Interior Cluster										
30568	Faith	EN	266.5 Richardson Hwy	Delta Junction, AK	Richard I. Mauer	2002	27	26	24	10
07448	Christ	EN	1798 Iniakuk Ave	Fairbanks, AK		1976	205	177	64	9
12853	Fairbanks	EN	1012 Cowles St	Fairbanks, AK	Oliver J. Bergh	1944	431	383	66	71
16021 *	Lord Of Life	EN	1005 Saint Nicholas Dr	North Pole, AK		1975	113	113	36	8
07439	Epiphany	EN	301 Pioneer St	Valdez, AK	Nicholas D. Schoob	1978	62	51	14	2
Conference Totals:							838	750	204	100
Conference: 04 Seward Peninsula Cluster										
30191	Alaska Native	EN IP	1420 Cordova St	Anchorage, AK		1992	95	85	28	0
13031 *	Brevig Memorial	EN IP	#2 Port Clarence View	Brevig Mission (Teller), AK	Brian M. Crockett	1894	463	157	44	0
12914	Our Saviors	EN IP	507 Bering St	Nome, AK	Amanda D. Van Vliet-Snyder	1954	530	324	25	0
12992 *	Shishmaref	EN IP	1 Lagoon Dr	Shishmaref, AK		1930	640	622	25	0
13032 *	Teller	IP EN	Grantley Harbor Rd	Teller, AK	Brian M. Crockett	1950	187	84	12	0
16027 *	Thornton Memorial	EN IP	100 Church St	Wales, AK		1973	154	75	30	0
Conference Totals:							2,069	1,347	164	0

Code Key:

* = 2024 data not available as of report run date

Evangelical Lutheran Church in America
Name and Address Summary Report as of December 31, 2024

1A Alaska Synod, ELCA

Cong ID	Congregation Name	Lang Codes	Location Address	City, State	Ministers	Year Orgn	Bapt Mbrs	Conf Mbrs	Avg Atnd On-site	Avg Atnd Online
Conference: 05 Southeast Cluster										
04924 *	Resurrection	EN	740 W 10th St	Juneau, AK		1926	98	91	0	0
16326	Shepherd Of The Valley	EN	8198 Keegan St	Juneau, AK	Tari K. Stage-Harvey	1985	171	152	70	12
12882	First	EN	1200 Tongass Ave	Ketchikan, AK		1925	229	139	63	4
12930	Petersburg	EN	406 Excel St	Petersburg, AK	Deborah A. Gelerter Timothy L. Bernard	1913	273	232	66	545
04925 *	Sitka	EN	224 Lincoln St	Sitka, AK	Sandra S. Rudd	1840	138	138	20	10
16342	Island Of Faith	EN	211 2nd St	Wrangell, AK	Suellen J. Bahleda	1987	47	37	20	0
Conference Totals:							956	789	239	571
Synod Totals:							6,860	5,238	1,276	995

Language Codes:

Amharic [AM]	Cherokee [CK]	Finnish [FI]	Inupiat [IP]	Maban [MB]	Portuguese [PR]	Taiwanese [TI]
Anyuak [AN]	Creole [CL]	French [FR]	Japanese [JA]	Mandarin [MA]	Sign [SI]	Tamil [TM]
Arabic [AB]	Czech [CZ]	German [GE]	Kiswahil [KI]	Navajo [NV]	Slovak [SL]	Telugu [TE]
Batak [BA]	Danish [DA]	Haitian [HA]	Korean [KO]	Norwegian [NO]	Spanish [SP]	Thai [TH]
Burmese [BU]	Dinka [DI]	Hmong [HM]	Lakotah [LK]	Nuer [NU]	Swahili [SA]	Tigrinya [TG]
Cambodian [CA]	English [EN]	Hungarian [HG]	Lao [LS]	Oromo [OR]	Swedish [SW]	Ukrainian [UK]
Cantonese [CH]	Estonian [ES]	Indonesian [ID]	Latvian [LA]	Paiute [PT]	Tagalog [TA]	Urdu [UR]
						Vietnamese [VI]

Evangelical Lutheran Church in America
Form A - Congregation Finances as of December 31, 2024

1A Alaska Synod, ELCA

Cong ID	Congregation Name and City	Regular Giving	Total Receipts	Total Assets	Total Indebtedness	Current Operating Expenses	Mission Support	Non-Mission Support	Total Disbursements
Conference: 01 Knik Cluster									
30195	River of Life ELCA, Chugiak	63,367	95,001	1,861,928	215,869	65,436	4,170	1,156	88,012
07411	Joy, Eagle River	258,906	331,379	552,150	159,772	207,943	9,050	4,006	304,552
16392	Trinity, Palmer	89,217	89,217	0	0	120,049	7,400	0	127,449
16122	Good Shepherd, Wasilla	301,932	403,364	2,089,817	400,031	281,152	15,500	1,500	404,364
	Conference Totals	\$713,422	\$918,961	\$4,503,895	\$775,672	\$674,580	\$36,120	\$6,662	\$924,377
Conference: 02 Southcentral Cluster									
16014	Amazing Grace, Anchorage	488,474	583,609	0	35,101	484,716	35,833	12,417	549,382
12789	Central, Anchorage	428,096	506,088	2,090,425	18,366	406,236	46,340	35,412	502,388
07505	Christ Our Savior, Anchorage	111,835	204,915	310,863	182,304	155,215	5,400	11,040	273,758
12790	Gloria Dei, Anchorage	289,883	290,181	1,146,640	0	199,262	6,595	0	205,857
13003*	Lutheran Church Of Hope, Anchorage	191,003	292,719	1,405,839	574,970	169,690	15,000	10,233	295,676
04923	St Mark, Anchorage	195,737	221,409	3,587,215	0	226,693	9,000	3,600	239,293
30001	Dillingham Trinity, Dillingham	22,217	27,486	519,343	0	28,612	1,555	900	35,087
12990	Resurrection, Seward	117,590	124,165	1,141,674	0	135,322	11,300	0	146,622
13000	Christ, Soldotna	192,415	222,049	33,432	99,430	204,543	12,000	19,851	247,528
	Conference Totals	\$2,037,250	\$2,472,621	\$10,235,431	\$910,171	\$2,010,289	\$143,023	\$93,453	\$2,495,591
Conference: 03 Interior Cluster									
30568	Faith, Delta Junction	33,386	41,495	78,896	0	1,533	5,008	8,844	16,085
07448	Christ, Fairbanks	330,075	375,106	1,769,674	0	229,549	41,020	37,909	329,979
12853	Fairbanks, Fairbanks	263,193	409,831	5,821,972	354,395	269,939	20,000	23,600	395,835
16021*	Lord Of Life, North Pole	103,414	128,852	2,264,375	0	89,028	10,341	2,050	106,950
07439	Epiphany, Valdez	71,374	78,074	1,041,216	0	95,030	5,000	200	100,230
	Conference Totals	\$801,442	\$1,033,358	\$10,976,133	\$354,395	\$685,079	\$81,369	\$72,603	\$949,079
Conference: 04 Seward Peninsula Cluster									
30191	Alaska Native, Anchorage	42,661	87,108	147,674	0	61,758	6,282	2,242	70,282
13031*	Brevig Memorial, Brevig Mission (Teller)	9,823	102,323	1,535,000	0	79,000	8,500	5,000	92,500
12914	Our Saviors, Nome	31,567	148,106	1,821,800	0	207,280	5,600	3,000	215,880
12992*	Shishmaref, Shishmaref	15,000	107,000	3,340,000	0	87,000	6,000	0	96,967
13032*	Teller, Teller	5,000	29,825	9,450	0	19,450	4,000	2,000	25,450
16027*	Thornton Memorial, Wales	1	16,101	0	0	3,427	3,000	0	6,427
	Conference Totals	\$104,052	\$490,463	\$6,853,924	\$0	\$457,915	\$33,382	\$12,242	\$507,506
Conference: 05 Southeast Cluster									
04924*	Resurrection, Juneau	162,824	162,824	0	0	343,531	0	0	343,531

Evangelical Lutheran Church in America
Form A - Congregation Finances as of December 31, 2024

1A Alaska Synod, ELCA

Cong ID	Congregation Name and City	Regular Giving	Total Receipts	Total Assets	Total Indebtedness	Current Operating Expenses	Mission Support	Non-Mission Support	Total Disbursements
16326	Shepherd Of The Valley, Juneau	180,548	426,765	2,000,000	0	167,733	18,608	4,740	394,233
12882	First, Ketchikan	191,695	494,277	2,687,652	43,806	131,872	5,000	20,141	177,331
12930	Petersburg, Petersburg	223,420	252,453	3,153,988	0	229,230	20,716	42,824	301,924
04925*	Sitka, Sitka	110,858	145,701	1,600,000	0	136,946	9,139	0	146,085
16342	Island Of Faith, Wrangell	62,236	73,752	305,202	0	14,204	5,000	6,094	25,298
	Conference Totals	\$931,581	\$1,555,772	\$9,746,842	\$43,806	\$1,023,516	\$58,463	\$73,799	\$1,388,402
	Synod Totals	\$4,587,747	\$6,471,175	\$42,316,225	\$2,084,044	\$4,851,379	\$352,357	\$258,759	\$6,264,955

1A Alaska Synod, ELCA

Summary of Membership Statistics Totals -- End of Year	2023	2024	Change	Percent
Congregations	30	30	0	0.00
Congregations - Organized	30	30	0	0.00
Congregations - Under Development	0	0	0	---
Congregations - Filed Form A	28	22	-6	-21.43
Baptized Members	6,809	6,860	51	0.75
Average Baptized Members per Congregation	227	229	2	0.75
Confirmed Members	5,234	5,238	4	0.08
Average Confirmed Members per Congregation	174	175	0	0.08

Analysis of Membership Gains and Losses

Baptized Members -- Received

By Baptism - Children Under Age 16	80	68	-12	-15.00
By Baptism - Adults Age 16 and Older	14	10	-4	-28.57
By Affirmation of Faith	77	74	-3	-3.90
By Transfer	28	17	-11	-39.29
From Other Sources and Stat Adjs	23	16	-7	-30.43
Baptized Members -- Total Received	222	185	-37	-16.67

Baptized Members -- Removed

By Death	41	43	2	4.88
By Transfer	24	14	-10	-41.67
For Other Reasons and Stat Adjs	311	28	-283	-91.00
Baptized Members -- Total Removed	376	85	-291	-77.39

Baptized Members Confirmed	63	67	4	6.35
Active Participants	3,931	4,018	87	2.21

Analysis of Attendance	2023	2024
Avg. # weeks congregations worshipped (on-site)	46	46
Avg. # weeks congregations worshipped (online)	30	30
Total avg. weekly worship attendance (on-site)	1,271	1,276
Total avg. weekly worship attendance (online)	583	995
Avg. att. per congregation (on-site)	44	44
Avg. att. per congregation (online)	32	62
Average att. as a percentage of baptized membership (on-site)	18.67	18.60
Average att. as a percentage of baptized membership (online)	8.56	14.50

1A Alaska Synod, ELCA

Summary of Financial Statistics		2023	2024	Change	Percent	Statistical Analysis	
Totals -- End of Year						Averages per Congregation Reporting	
Total Receipts	6,156,580	6,471,175	314,595	5.11	Total Receipts (/30)		215,705.83
Total Disbursements **	6,264,993	6,264,955	-38	0.00	Total Disburse (/30)		208,831.83
Total Indebtedness on Dec 31	2,358,009	2,084,044	-273,965	-11.62	Total Indebtedness (/10)		208,404.40
Projected Mission Support	322,512	384,934	62,422	19.35			
Average Total Giving / Bapt Member	751.79	826.40	74.61	9.92	Percent Congs With No Debt		66.67
Average Total Giving / Conf Member	978.02	1082.30	104.28	10.66			
Detail of Financial Statistics - Receipts							
Regular Giving	4,459,569	4,587,747	128,178	2.87			
Designated Giving	659,382	1,081,345	421,963	63.99			
Earned Income (any source)	388,205	260,600	-127,605	-32.87			
Grants (any source)	405,368	147,422	-257,946	-63.63			
All Other Receipts	244,056	394,061	150,005	61.46			
Detail of Financial Statistics - Disbursements				Percent of Total Disbursements			
Current Operating Expenses	5,046,308	4,851,379	-194,929	-3.86	Current Operating Expenses		77.44
Capital Improvements	238,075	289,160	51,085	21.46	Capital Improvements		4.62
Payments on Debts	300,016	322,282	22,266	7.42	Payments on Debts		5.14
Mission Support	354,378	352,357	-2,021	-0.57	Mission Support		5.62
Other Synod Benevolence	61,397	33,571	-27,826	-45.32	Other Synod Benevolence		0.54
Other CWO Benevolence	18,344	46,039	27,695	150.98	Other CWO Benevolence		0.73
Benevolence - Another Country	8,279	35,706	27,427	331.28	Benevolence - Another Country		0.57
Benevolence - Camps	633	1,067	434	68.56	Benevolence - Camps		0.02
Benevolence - Campus Ministry	0	0	0	----	Benevolence - Campus Ministry		0.00
Benevolence - Colleges	1,098	1,309	211	19.22	Benevolence - Colleges		0.02
Benevolence - Seminaries	425	0	-425	-100.00	Benevolence - Seminaries		0.00
Benevolence - Social Service	75,006	94,074	19,068	25.42	Benevolence - Social Service		1.50
Benevolence - Direct Recipient	40,433	46,993	6,560	16.22	Benevolence - Direct Recipient		0.75
Subtotal Non-Mission Supt Benev	205,615	258,759	53,144	25.85	Subtotal Non-Mission Supt Benev		4.13
Other Expenses & Realized Losses	120,601	191,018	70,417	58.39	Other Expenses & Realized Losses		3.05

** Total Disbursements may not equal the sum of the disbursements details reported due to previous data not being included in the detail listing.

1A Alaska Synod, ELCA

Congregations Reporting Ethnic Active Participants					Percent of Congregations Reporting Ethnic Active Participants
	2023	2024	Change	Percent	
African American/Black	8	7	-1	-12.50	African American/Black 23.33
African National/African Caribbean	2	4	2	100.00	African National/African Caribbean 13.33
American Indian/Alaska Native	24	24	0	0.00	American Indian/Alaska Native 80.00
Arab/Middle Eastern	1	1	0	0.00	Arab/Middle Eastern 3.33
Asian/Pacific Islander	17	15	-2	-11.76	Asian/Pacific Islander 50.00
Latino/Hispanic	6	7	1	16.67	Latino/Hispanic 23.33
Multiracial	11	11	0	0.00	Multiracial 36.67
White	27	25	-2	-7.41	White 83.33

Total Ethnic Active Participants					Percent Ethnic Active Participants
	2023	2024	Change	Percent	
African American/Black	14	12	-2	-14.29	African American/Black 0.32
African National/African Caribbean	11	13	2	18.18	African National/African Caribbean 0.35
American Indian/Alaska Native	1,101	1,084	-17	-1.54	American Indian/Alaska Native 28.86
Arab/Middle Eastern	3	4	1	33.33	Arab/Middle Eastern 0.11
Asian/Pacific Islander	89	74	-15	-16.85	Asian/Pacific Islander 1.97
Latino/Hispanic	15	16	1	6.67	Latino/Hispanic 0.43
Multiracial	296	308	12	4.05	Multiracial 8.20
White	2,383	2,245	-138	-5.79	White 59.77

1A Alaska Synod, ELCA

(22 Congs Filed)

C31 Languages in which Liturgies are Regularly Conducted

Amharic	Estonian	Lao	Swahili
Anyuak	Finnish	Latvian	Swedish
Arabic	French	Maban	Tagalog
Batak	German	Mandarin	Taiwanese
Burmese	Haitian	Navajo	Tamil
Cambodian	Hmong	Norwegian	Telugu
Cantonese	Hungarian	Nuer	Thai
Cherokee	Indonesian	Oromo	Tigrinya
Creole	Inupiat 6	Paiute	Ukrainian
Czech	Japanese	Portuguese	Urdu
Danish	Kiswahili	Sign	Vietnamese
Dinka	Korean	Slovak	
English 30	Lakotah	Spanish	

C32 Disability Assistance Provided

Wheelchair Accessibility	22
Braille Worship Materials	0
Large Print Worship Materials	19
Assistive Hearing Devices	8
Sign Language Interpreters	2
Mental Health Ministries	5
Ministry with People with Developmental Disabilities	1
Specialized Faith Formation for Children or Adults (ADHD, autism, dyslexia, etc.)	0
No Response to Any	4

**Evangelical Lutheran Church in America
Summary of Congregations That Did Not File 2024 Report Form A**

1A Alaska Synod, ELCA

Last Year Filed	Cong ID	Cong Status	Baptized Members	Congregation Name	City, State	Minister	Phone
2020	13032	Org	187	Teller	Teller, AK	Brian M. Crockett	(907)642-3500
2023	04924	Org	98	Resurrection	Juneau, AK		(907)586-2380
2023	04925	Org	138	Sitka	Sitka, AK	Sandra S. Rudd	(907)747-3338
2023	12992	Org	640	Shishmaref	Shishmaref, AK		(907)649-3321
2023	13003	Org	93	Lutheran Church Of Hope	Anchorage, AK	Elizabeth E. Lowry	(907)279-7714
2023	13031	Org	463	Brevig Memorial	Brevig Mission (Teller), AK	Brian M. Crockett	(907)642-3861
2023	16021	Org	113	Lord Of Life	North Pole, AK		(907)488-6720
2023	16027	Org	154	Thornton Memorial	Wales, AK		(907)664-3481

Synod Total: 8 Congregation(s)